



FPM PRPB Survey Report



San Juan, Puerto Rico

December 2024

TABLE OF CONTENTS

Executive Summary..... 21

 Summary Findings..... 22

Introduction 26

 Key Objectives..... 26

 Organization of the Report 27

Methodology 28

 Study Methods..... 28

 Sample Target 29

 Basis for Analysis..... 34

Results 35

 Knowledge About Police Reform 35

 Eleven Compliance Areas

 Professionalism 42

 Use of Force 50

 Searches and Seizures 57

 Equal Protection and Non-Discrimination 65

 Recruitment, Selection and Hiring 80

 Policies and Procedures 86

 Trainings..... 92

 Supervision and Management 101

 Administrative Complaints 112

 Community Interaction and Public Information..... 122

 Information Systems and Technology 133

Appendix A: 2022 Tables 143

 Knowledge About Police Reform 143

 Eleven Compliance Areas

 Professionalism 147

 Use of Force 153

Searches and Seizures	158
Equal Protection and Non-Discrimination.....	163
Recruitment, Selection and Hiring	176
Policies and Procedures	179
Trainings.....	182
Supervision and Management	187
Administrative Complaints	196
Community Interaction and Public Information.....	204
Information Systems and Technology	212
Appendix B: Questionnaire	215

LIST OF TABLES

Table 1.1 PR Police Reform Knowledge (By Target) 36

Table 1.2 PR Police Reform Knowledge (By Police Area)..... 36

Table 2.1 PR Police Reform Level of Impact in Protecting the Civil Rights of Citizens (By Target) 38

Table 2.2 PR Police Reform Level of Impact in Protecting the Civil Rights of Citizens
(By Police Area) 38

Table 3.1 Has PR Police Kept Officers Informed About the Reform Process (By Target)..... 39

Table 3.2 Has PR Police Kept Officers Informed About the Reform Process (By Police Area) 40

Table 4.1 Has PR Police Kept Citizens Informed About the Reform Process (By Target) 41

Table 4.2 Has PR Police Kept Citizens Informed About the Reform Process (By Police Area) 41

Table 5.1 Level of Agreement on the Respectful Manner PR Police Officers Act when Intervening with
Citizens (By Target) 43

Table 5.2 Level of Agreement on the Respectful Manner PR Police Officers Act when Intervening with
Citizens (By Police Area) 43

Table 6.1 Supervisors Communicate with Their Subordinates Police Officers in a Professional Manner
(By Target) 44

Table 6.2 Supervisors Communicate with Their Subordinates Police Officers in a Professional Manner
(By Police Area) 44

Table 7.1 PR Police Officers Receive the Appropriate Technical Training and Supervision to Promote
Ethical Behavior (By Target) 45

Table 7.2 PR Police Officers Receive the Appropriate Technical Training and Supervision to Promote
Ethical Behavior (By Police Area) 46

Table 8.1 Officers Have Adequate Mechanisms to Report Unethical Behavior within the PR Police
(By Target) 47

Table 8.2	Officers Have Adequate Mechanisms to Report Unethical Behavior within the PR Police (By Police Area)	47
Table 9.1	Level of Agreement that the Promotion Processes Are Transparent, Equitable and Fair (By Target)	48
Table 9.2	Level of Agreement that the Promotion Processes Are Transparent, Equitable and Fair (By Police Area)	49
Table 10.1	Level of Agreement that PR Police Officers Have Been Trained with Modern Techniques to Prevent the Excessive Use of Force When Intervening with Citizens (By Target)	51
Table 10.2	Level of Agreement that PR Police Officers Have Been Trained with Modern Techniques to Prevent the Excessive Use of Force When Intervening with Citizens (By Police Area)	51
Table 11.1	PR Police Officers Respect and Protect the Right to Free Expression of Citizens When Responding to a Demonstration (By Target)	52
Table 11.2	PR Police Officers Respect and Protect the Right to Free Expression of Citizens When Responding to a Demonstration (By Police Area)	53
Table 12.1	Resources that PR Police Officers Have to Protect Citizens' Right to Free Expression During a Demonstration or Conglomeration of People Situation (By Target)	54
Table 12.2	Resources that PR Police Officers Have to Protect Citizens' Right to Free Expression During a Demonstration or Conglomeration of People Situation (By Police Area)	54
Table 13.1	PR Police Officers Have Received Effective Training to Intervene Appropriately with Citizens with Mental Health Problems (By Target)	56
Table 13.2	PR Police Officers Have Received Effective Training to Intervene Appropriately with Citizens with Mental Health Problems (By Police Area)	56
Table 14.1	PR Police Officers Explain the Reasons in a Clear and Respectful Manner when Intervene with a Citizen (By Target)	57

Table 14.2 PR Police Officers Explain the Reasons in a Clear and Respectful Manner when Intervene with a Citizen (By Police Area) 58

Table 15.1 PR Police Officers Frequency that Have Justified Reasons When Make Arrests, Searches or Seizures of Any Citizen or Property, or Seizures Based on Probable Cause as Established By Law (By Target) 59

Table 15.2 PR Police Officers Frequency that Have Justified Reasons When Make Arrests, Searches or Seizures of Any Citizen or Property, or Seizures Based on Probable Cause as Established By Law (By Police Area) 59

Table 16.1 Treatment Provided By PR Police Officers to Citizens During Interventions (By Target) 60

Table 16.2 Treatment Provided By PR Police Officers to Citizens During Interventions (By Police Area) 61

Table 17.1 Police Officer Field Supervisors Follow the Standards to Respond to the Scene of an Arrest When Required (By Target) 62

Table 17.2 Police Officer Field Supervisors Follow the Standards to Respond to the Scene of an Arrest When Required (By Police Area)..... 62

Table 18.1 PR Police Has Practice that a Supervisor Officers Verifies that the Arrested Persons Have No Injuries, and If Have, Make Sure Receive Adequate Medical Attention (By Target)..... 63

Table 18.2 PR Police Has Practice that a Supervisor Officers Verifies that the Arrested Persons Have No Injuries, and If Have, Make Sure Receive Adequate Medical Attention (By Police Area) 64

Table 19.1 PR Police Has Representation of Different Ethnic Groups or Sectors of Society in PR (By Target) 65

Table 19.2 PR Police Has Representation of Different Ethnic Groups or Sectors of Society in PR (By Police Area) 66

Table 20.1 Level of Agreement that Supervisor Officers Treat All PR Police Officers in the Same Way without Any Kind of Discrimination (By Target) 67

Table 20.2 Level of Agreement that Supervisor Officers Treat All PR Police Officers in the Same Way without Any Kind of Discrimination (By Police Area) 68

Table 21.1 Level of Agreement that PR Police Officers Do Not Discriminate Against Citizens When Providing Protection Services (By Target)..... 69

Table 21.2 Level of Agreement that PR Police Officers Do Not Discriminate Against Citizens When Providing Protection Services (By Police Area) 70

Table 22.1 Level of Agreement that the PR Police Identifies and Solves Hate Crimes in a Timely and Appropriate Manner (By Target) 71

Table 22.2 Level of Agreement that the PR Police Identifies and Solves Hate Crimes in a Timely and Appropriate Manner Assault (By Police Area) 72

Table 23.1 Level of Agreement that the PR Police Effectively Deals with Domestic Violence and Sexual Assault Cases (By Target)..... 73

Table 23.2 Level of Agreement that the PR Police Effectively Deals with Domestic Violence and Sexual Assault Cases (By Police Area) 74

Table 24.1 PR Police Officers Provide Victims of Domestic Violence and Sexual Assault Proper Treatment (By Target) 75

Table 24.2 PR Police Officers Provide Victims of Domestic Violence and Sexual Assault Proper Treatment (By Police Area)..... 75

Table 25.1 PR Police Officers Have Been Guided with Specific Guidelines and Rules to Interact or Intervene in an Appropriate Way with Transgender or Transsexual People (By Target) 76

Table 25.2 PR Police Officers Have Been Guided with Specific Guidelines and Rules to Interact or Intervene in an Appropriate Way with Transgender or Transsexual People (By Police Area) 77

Table 26.1 Level of Agreement that the Conduct of PR Police Officers Is Reasonable towards Arrested Citizens (By Target) 78

Table 26.2 Level of Agreement that the Conduct of PR Police Officers Is Reasonable towards Arrested Citizens (By Police Area) 79

Table 27.1 PR Police Has the Conditions and Benefits to Employ Qualified People to Be Officers of the Police Corps (By Target)..... 80

Table 27.2 PR Police Has the Conditions and Benefits to Employ Qualified People to Be Officers of the Police Corps (By Police Area) 81

Table 28.1 PR Police Recruits Candidates with the Right Characteristics to Promote the Philosophy of Community Policing and the Protection of Civil Rights (By Target) 82

Table 28.2 PR Police Recruits Candidates with the Right Characteristics to Promote the Philosophy of Community Policing and the Protection of Civil Rights (By Police Area)..... 82

Table 29.1 PR Police Has an Effective and Attractive Promotional Campaign to Gather the Attention of Various Sectors of the Community for the Recruitment of New Officers (By Target) 83

Table 29.2 PR Police Has an Effective and Attractive Promotional Campaign to Gather the Attention of Various Sectors of the Community for the Recruitment of New Officers (By Police Area) 83

Table 30.1	PR Police Has the Necessary Incentives, Conditions, and Initiatives to Retain its Human Talent (By Target)	84
Table 30.2	PR Police Has the Necessary Incentives, Conditions, and Initiatives to Retain its Human Talent (By Police Area).....	84
Table 31.1	Level of Agreement that the PR Police Has Well-defined Policies, Protocols and Procedure Manuals, Which Contain in Detail the Functions and Obligations of Each Operational Unit/Division of the Police (By Target)	87
Table 31.2	Level of Agreement that the PR Police Has Well-defined Policies, Protocols and Procedure Manuals, Which Contain in Detail the Functions and Obligations of Each Operational Unit/Division of the Police (By Police Area)	87
Table 32.1	Those Responsible for Developing PR Police Policies Take into Consideration the Opinion and Suggestions of the Police Officers (By Target)	89
Table 32.2	Those Responsible for Developing PR Police Policies Take into Consideration the Opinion and Suggestions of the Police Officers (By Police Area)	89
Table 33.1	PR Police Provides Sufficient Training and Resources to Collect, Analyze and Disseminate Data that Is Useful to Officers and Supervisors in Their Daily Operations and Decision-Making (By Target)	90
Table 33.2	PR Police Provides Sufficient Training and Resources to Collect, Analyze and Disseminate Data that Is Useful to Officers and Supervisors in Their Daily Operations and Decision-Making (By Police Area).....	90
Table 34.1	PR Police Provides Sufficient Training Each Year to the Police Corps So that They Can Exercise Their Functions in an Up-to-date, Professional Manner, and within the Framework of Their Authority (By Target).....	92

Table 34.2 PR Police Provides Sufficient Training Each Year to the Police Corps So that They Can Exercise Their Functions in an Up-to-date, Professional Manner, and within the Framework of Their Authority (By Police Area) 93

Table 35.1 PR Police Officers Are Trained to Offer Services to People with Disabilities (By Target) 94

Table 35.2 PR Police Officers Are Trained to Offer Services to People with Disabilities (By Police Area) 94

Table 36.1 Level of Agreement that Instructors Who Provide Training to PR Police Officers Use Appropriate Methods to Promote Their Learning and Training (By Target) 95

Table 36.2 Level of Agreement that Instructors Who Provide Training to PR Police Officers Use Appropriate Methods to Promote Their Learning and Training (By Police Area) 96

Table 37.1 PR Police Provides Training to Implement the Policies or Regulations Governing Interventions with Foreign or Non-citizen Persons (By Target) 97

Table 37.2 PR Police Provides Training to Implement the Policies or Regulations Governing Interventions with Foreign or Non-citizen Persons (By Police Area) 97

Table 38.1 Resources that the PR Police Have Provided Its Officers So They Can Do Their Job Effectively (By Target) 99

Table 38.2 Resources that the PR Police Have Provided Its Officers So They Can Do Their Job Effectively (By Police Area) 99

Table 39.1 PR Police Has an Efficient System in Which Supervisors Can Early Identify Inappropriate Behavior By Police Officers (By Target) 101

Table 39.2 PR Police Has an Efficient System in Which Supervisors Can Early Identify Inappropriate Behavior By Police Officers (By Police Area) 102

Table 40.1 Level of Agreement that the PR Police Has the Necessary Number of Qualified Officer Supervisors (By Target)..... 103

Table 40.2 Level of Agreement that the PR Police Has the Necessary Number of Qualified Officer Supervisors (By Police Area) 104

Table 41.1 Level of Objectivity of the PR Police Work and Performance Evaluation System (By Target) 105

Table 41.2 Level of Objectivity of the PR Police Work and Performance Evaluation System (By Police Area) 105

Table 42.1 Level of Agreement that the Commanders of the Area Demonstrate Effective Leadership to Reach the Goals of the PR Police (By Target) 107

Table 42.2 Level of Agreement that the Commanders of the Area Demonstrate Effective Leadership to Reach the Goals of the PR Police (By Police Area) 107

Table 43.1 Level of Agreement that the Unit Directors Demonstrate Effective Leadership to Achieve the Goals of the PR Police (By Target) 109

Table 44.1 Superintendent / Commissioner Is Directing the PR Police towards a Community Police that Protects Civil Rights (By Target) 110

Table 44.2 Superintendent / Commissioner Is Directing the PR Police towards a Community Police that Protects Civil Rights (By Police Area) 110

Table 45.1 PR Police Investigate the Complaints Submitted Against Any Police Officer for Improper Conduct in an Objective and Complete Manner (By Target) 112

Table 45.2 PR Police Investigate the Complaints Submitted Against Any Police Officer for Improper Conduct in an Objective and Complete Manner (By Police Area) 113

Table 46.1 Level of Agreement that the PR Police Consistently Apply the Corresponding Disciplinary Measures to Police Officers with Sustained Complaints for Having Committed an Offense (By Target) 114

Table 46.2 Level of Agreement that the PR Police Consistently Apply the Corresponding Disciplinary Measures to Police Officers with Sustained Complaints for Having Committed an Offense (By Police Area) 115

Table 47.1 Level of Agreement that the PR Police Has Confidential and Accessible Mechanisms to Submit Complaints for Misconduct By Any Police Officer (By Target) 116

Table 47.2 Level of Agreement that the PR Police Has Confidential and Accessible Mechanisms to Submit Complaints for Misconduct By Any Police Officer (By Police Area) 117

Table 48.1 Level of Agreement that the PR Police Protects Against Retaliation Police Personnel Who Complain Against another Police Officer Corporation (By Target) 118

Table 48.2 Level of Agreement that the PR Police Protects Against Retaliation Police Personnel Who Complain Against another Police Officer Corporation (By Police Area) 119

Table 49.1 PR Police Takes Appropriate Measures When It Identifies Cases of Corruption (By Target) 120

Table 49.2 PR Police Takes Appropriate Measures When It Identifies Cases of Corruption (By Police Area) 120

Table 50.1 Level of Agreement that the PR Police Know the Needs and Concerns of the Community (By Target) 123

Table 50.2 Level of Agreement that the PR Police Know the Needs and Concerns of the Community (By Police Area) 123

Table 51.1 Level of Agreement that the Community Police Promotes the Participation of the Communities in Solving Problems and Fighting Crime (By Target) 125

Table 51.2	Level of Agreement that the Community Police Promotes the Participation of the Communities in Solving Problems and Fighting Crime (By Police Area)	125
Table 52.1	Level of Agreement that the PR Police Has Trained Its Officers to Work and Fight Crime Together with the Communities (By Target)	127
Table 52.2	Level of Agreement that the PR Police Has Trained Its Officers to Work and Fight Crime Together with the Communities (By Police Area).....	127
Table 53.1	Level of Respect that Communities Have for PR Police Officers (By Target)	129
Table 53.2	Level of Respect that Communities Have for PR Police Officers (By Police Area).....	129
Table 54.1	Level of Agreement that the Police Officers Provide a Good Treatment to the Homeless Population in Puerto Rico (By Target).....	131
Table 54.2	Level of Agreement that the Police Officers Provide a Good Treatment to the Homeless Population in Puerto Rico (By Police Area).....	131
Table 55.1	PR Police Provides Sufficient Training to Police Officers to Train Them in the Efficient and Proper Use of Information Systems (By Target)	133
Table 55.2	PR Police Provides Sufficient Training to Police Officers to Train Them in the Efficient and Proper Use of Information Systems (By Police Area).....	134
Table 56.1	Level of Agreement that the PR Police Publishes Reliable General Statistics of Puerto Rico on All Types of Crimes (By Target)	135
Table 56.2	Level of Agreement that the PR Police Publishes Reliable General Statistics of Puerto Rico on All Types of Crimes (By Police Area)	135
Table 57.1	Level of Agreement that the Technology Used By the PR Police Enables Effective and Efficient Work (By Target)	137
Table 57.2	Level of Agreement that the Technology Used By the PR Police Enables Effective and Efficient Work (By Police Area).....	137

Table 58.1	Current Use of Body Cameras as Part of the PR Police Equipment (By Target)	138
Table 58.2	Current Use of Body Cameras as Part of the PR Police Equipment (By Police Area).....	138
Table 59.1	Training Provided By the PR Police on the Use of Body Cameras (By Target).....	139
Table 59.2	Training Provided By the PR Police on the Use of Body Cameras (By Police Area)	139
Table 60.1	Level of Agreement that Body Cameras Help the PR Police in the Work (By Target)	141
Table 60.2	Level of Agreement that Body Cameras Help the PR Police in the Work (By Police Area)..	141

LIST OF FIGURES

Figure 0.1 Target 30

Figure 0.2 Map of Police Areas..... 31

Figure 0.3 Household in the Same Police Service Area..... 32

Figure 0.4 Demographics Profile 33

Figure 1 PR Police Reform Knowledge (By Total Sample)..... 35

Figure 2 PR Police Reform Level of Impact in Protecting the Civil Rights of Citizens
(By Total Sample) 37

Figure 3 Has PR Police Kept Officers Informed About the Reform Process (By Total Sample) 39

Figure 4 Has PR Police Kept Citizens Informed About the Reform Process (By Total Sample) 40

Figure 5 Level of Agreement on the Respectful Manner PR Police Officers Act when Intervening with
Citizens (By Total Sample) 42

Figure 6 Supervisors Communicate with Their Subordinates Police Officers in a Professional Manner
(By Total Sample)..... 44

Figure 7 PR Police Officers Receive the Appropriate Technical Training and Supervision to Promote
Ethical Behavior (By Total Sample) 45

Figure 8 Officers Have Adequate Mechanisms to Report Unethical Behavior within the PR Police
(By Total Sample)..... 46

Figure 9 Level of Agreement that the Promotion Processes Are Transparent, Equitable and Fair
(By Total Sample)..... 48

Figure 10 Level of Agreement that PR Police Officers Have Been Trained with Modern Techniques to
Prevent the Excessive Use of Force When Intervening with Citizens (By Total Sample)..... 50

Figure 11 PR Police Officers Respect and Protect the Right to Free Expression of Citizens When
Responding to a Demonstration (By Total Sample) 52

Figure 12 Resources that PR Police Officers Have to Protect Citizens' Right to Free Expression During a Demonstration or Conglomeration of People Situation (By Total Sample) 53

Figure 13 PR Police Officers Have Received Effective Training to Intervene Appropriately with Citizens with Mental Health Problems (By Total Sample)..... 55

Figure 14 PR Police Officers Explain the Reasons in a Clear and Respectful Manner when Intervene with a Citizen (By Total Sample) 57

Figure 15 PR Police Officers Frequency that Have Justified Reasons When Make Arrests, Searches or Seizures of Any Citizen or Property, or Seizures Based on Probable Cause as Established By Law (By Total Sample) 58

Figure 16 Treatment Provided By PR Police Officers to Citizens During Interventions (By Total Sample)..... 60

Figure 17 Police Officer Field Supervisors Follow the Standards to Respond to the Scene of an Arrest When Required (By Total Sample)..... 62

Figure 18 PR Police Has Practice that a Supervisor Officers Verifies that the Arrested Persons Have No Injuries, and If Have, Make Sure Receive Adequate Medical Attention (By Total Sample)..... 63

Figure 19 PR Police Has Representation of Different Ethnic Groups or Sectors of Society in PR (By Total Sample)..... 65

Figure 20 Level of Agreement that Supervisor Officers Treat All PR Police Officers in the Same Way without Any Kind of Discrimination (By Total Sample) 67

Figure 21 Level of Agreement that PR Police Officers Do Not Discriminate Against Citizens When Providing Protection Services (By Total Sample) 69

Figure 22 Level of Agreement that the PR Police Identifies and Solves Hate Crimes in a Timely and Appropriate Manner (By Total Sample)..... 71

Figure 23 Level of Agreement that the PR Police Effectively Deals with Domestic Violence and Sexual Assault Cases (By Total Sample) 73

Figure 24 PR Police Officers Provide Victims of Domestic Violence and Sexual Assault Proper Treatment (By Total Sample)..... 75

Figure 25 PR Police Officers Have Been Guided with Specific Guidelines and Rules to Interact or Intervene in an Appropriate Way with Transgender or Transsexual People (By Total Sample) 76

Figure 26 Level of Agreement that the Conduct of PR Police Officers Is Reasonable towards Arrested Citizens (By Total Sample) 78

Figure 27 PR Police Has the Conditions and Benefits to Employ Qualified People to Be Officers of the Police Corps (By Total Sample) 80

Figure 28 PR Police Recruits Candidates with the Right Characteristics to Promote the Philosophy of Community Policing and the Protection of Civil Rights (By Total Sample)..... 81

Figure 29 PR Police Has an Effective and Attractive Promotional Campaign to Gather the Attention of Various Sectors of the Community for the Recruitment of New Officers (By Total Sample)..... 83

Figure 30 PR Police Has the Necessary Incentives, Conditions, and Initiatives to Retain its Human Talent (By Total Sample)..... 84

Figure 31 Level of Agreement that the PR Police Has Well-defined Policies, Protocols and Procedure Manuals, Which Contain in Detail the Functions and Obligations of Each Operational Unit/Division of the Police (By Total Sample) 86

Figure 32 Those Responsible for Developing PR Police Policies Take into Consideration the Opinion and Suggestions of the Police Officers (By Total Sample)..... 88

Figure 33 PR Police Provides Sufficient Training and Resources to Collect, Analyze and Disseminate Data that Is Useful to Officers and Supervisors in Their Daily Operations and Decision-Making (By Total Sample)..... 90

Figure 34 PR Police Provides Sufficient Training Each Year to the Police Corps So that They Can Exercise Their Functions in an Up-to-date, Professional Manner, and within the Framework of Their Authority (By Total Sample) 92

Figure 35 PR Police Officers Are Trained to Offer Services to People with Disabilities (By Total Sample)..... 93

Figure 36 Level of Agreement that Instructors Who Provide Training to PR Police Officers Use Appropriate Methods to Promote Their Learning and Training (By Total Sample)..... 95

Figure 37 PR Police Provides Training to Implement the Policies or Regulations Governing Interventions with Foreign or Non-citizen Persons (By Total Sample)..... 97

Figure 38 Resources that the PR Police Have Provided Its Officers So They Can Do Their Job Effectively (By Total Sample)..... 98

Figure 39 PR Police Has an Efficient System in Which Supervisors Can Early Identify Inappropriate Behavior by Police Officers (By Total Sample) 101

Figure 40 Level of Agreement that the PR Police Has the Necessary Number of Qualified Officer Supervisors (By Total Sample) 102

Figure 41 Level of Objectivity of the PR Police Work and Performance Evaluation System (By Total Sample)..... 104

Figure 42 Level of Agreement that the Commanders of the Area Demonstrate Effective Leadership to Reach the Goals of the PR Police (By Total Sample) 106

Figure 43 Level of Agreement that the Unit Directors Demonstrate Effective Leadership to Achieve the Goals of the PR Police (By Total Sample) 108

Figure 44 Superintendent / Commissioner Is Directing the PR Police towards a Community Police that Protects Civil Rights (By Total Sample) 110

Figure 45 PR Police Investigate the Complaints Submitted Against Any Police Officer for Improper Conduct in an Objective and Complete Manner (By Total Sample)..... 112

Figure 46 Level of Agreement that the PR Police Consistently Apply the Corresponding Disciplinary Measures to Police Officers with Sustained Complaints for Having Committed an Offense (By Total Sample)..... 114

Figure 47 Level of Agreement that the PR Police Has Confidential and Accessible Mechanisms to Submit Complaints for Misconduct By Any Police Officer (By Total Sample)..... 116

Figure 48 Level of Agreement that the PR Police Protects Against Retaliation Police Personnel Who Complain Against another Police Officer Corporation (By Total Sample) 118

Figure 49 PR Police Takes Appropriate Measures When It Identifies Cases of Corruption (By Total Sample)..... 120

Figure 50 Level of Agreement that the PR Police Know the Needs and Concerns of the Community (By Total Sample)..... 122

Figure 51 Level of Agreement that the Community Police Promotes the Participation of the Communities in Solving Problems and Fighting Crime (By Total Sample)..... 124

Figure 52 Level of Agreement that the PR Police Has Trained Its Officers to Work and Fight Crime Together with the Communities (By Total Sample) 126

Figure 53 Level of Respect that Communities Have for PR Police Officers (By Total Sample) 128

Figure 54 Level of Agreement that the Police Officers Provide a Good Treatment to the Homeless Population in Puerto Rico (By Total Sample) 130

Figure 55 PR Police Provides Sufficient Training to Police Officers to Train Them in the Efficient and Proper Use of Information Systems (By Total Sample) 133

Figure 56 Level of Agreement that the PR Police Publishes Reliable General Statistics of Puerto Rico on All Types of Crimes (By Total Sample) 134

Figure 57 Level of Agreement that the Technology Used By the PR Police Enables Effective and Efficient Work (By Total Sample) 136

Figure 58 Current Use of Body Cameras as Part of the PR Police Equipment (By Total Sample) 138

Figure 59 Training Provided By the PR Police on the Use of Body Cameras (By Total Sample) 139

Figure 60 Level of Agreement that Body Cameras Help the PR Police in the Work (By Total Sample)..... 140

EXECUTIVE SUMMARY

On July 17, 2013, the collaboration agreement was signed between the United States Department of Justice (USDOJ) and the Commonwealth of Puerto Rico (ELA) for the implementation of a Sustainable Reform of the Puerto Rico Police Bureau (PRPB) (“Agreement for the Sustainable Reform of the Puerto Rico Police Department,” hereafter referred to as the “Agreement”)

The main objectives of the “Agreement” are to ensure the PRPB delivers policing services in a manner that upholds civil rights and promotes public safety by providing PRPB officers with the tools, guidance, and resources that they need to fight crime effectively. Implementation of this Agreement is intended to protect public safety, guarantee individual civil rights, and increase public confidence in the police. (“Agreement” ¶ 1)

The requirements that must be met for implementation are divided into eleven compliance areas: professionalism, use of force, searches and seizures, equal protection and non-discrimination, recruitment, selection and hiring, policies and procedures, training, supervision and management, civil complaints, internal investigations and discipline, community engagement and public information, information systems and technology. (“Agreement” ¶ 3)

As part of the activities carried out to monitor the progress of the Reform, a research study was conducted among the police force to know about the perception of their work in the communities and public safety in Puerto Rico.

SUMMARY FINDINGS

Overall, virtually most of the indicators either remain steady or are trending in a positive direction compared to 2022. In 2024 the report focused on the findings and compared to other findings from 2022. Here we have the opportunity not just to compare across the 2024 findings but also show the change since 2022.

Almost all officers interviewed indicated having knowledge about the Reform being carried out by the PR Police, with over half indicating they had a lot of knowledge about it.

Most officers agree that the Reform is achieving its goal of protecting the citizens' civil rights, that they are kept informed about the reform process, and that citizens have been kept informed about the process (with this indicator improving notably from 67% in 2022 to 79% in 2024).

All elements related to Professionalism (interact respectfully with citizens, supervisors are professional when communicating with subordinates, receive appropriate training to promote ethical behavior and mechanisms are in place for reporting unethical behavior) are the same as in 2022, and continue to receive a majority agreement response from the officers, although with a somewhat lower agreement that the promotion processes are transparent, equitable and fair.

Similar to 2022, in Use of Force there also continues to be a high agreement that officers receive the proper training with modern techniques to prevent the excessive use of force when intervening with citizens, about how to deal with the right of free expression during a demonstration and of respecting and protecting the citizens' right to free expression when they respond to a demonstration.

There is a mixed response with regards to being provided with the right equipment when dealing with a demonstration (although improved from 35% in 2022 to 45% in 2024).

There continues to exist, as observed in 2022, a high agreement from the officers regarding all elements related to Searches and Seizures (explain the reason for an intervention in a clear and respectful manner, are justified in intervening, treat citizens appropriately, and supervisors follow protocol when responding to the scene of an arrest and examining arrested parties for injury).

In terms of Equal Protection and Non-Discrimination, seven of ten officers said that the PR Police does have representation from different ethnic groups or sectors in PR with a slight improvement from 66% in 2022 to 72% in 2024. 75% of officers agreed that supervisors treat all officers equally and 98% agreed that officers' conduct towards arrested citizens is reasonable.

- There is still a high agreement that officers do not discriminate when providing protection services, that they are effective when dealing with hate crimes, domestic violence incidents and sexual assaults, that officers properly treat victims of domestic violence and sexual assault, and that they have been properly trained on how to interact with the trans community.

There is an improved but still somewhat mixed response in 2024 with certain elements related to Recruitment, Selection and Hiring. While three-fourths of the officers agree that the PR Police does recruit candidates with the right characteristics to promote philosophy of community policing and protection of civil rights (increases +5pp to 74% in 2024 from 69% in 2022), all other elements obtain a notable disagreement response (does not have the conditions and benefits to employ qualified people to be officers ($Yr24$ 52% \uparrow $Yr22$ 42%)) does not have an effective and attractive promotional campaign for recruitment ($Yr24$ 59% \downarrow $Yr22$ 69%), and, most notably, does not have the necessary incentives, conditions and initiatives to retain its talent ($Yr24$ 85% \downarrow $Yr22$ 89%).

There also remains a mixed response with Policies and Procedures. Most officers agree that the PR Police has well defined policies, protocols, and procedure manuals ($Yr24$ 87% \uparrow $Yr22$ 84%), but disagree that

that those responsible for developing the PR Police policies take into consideration the police officers' opinions and suggestions (Yr24 71% ↓ Yr22 77%).

- Officers' agreement does improve notably (from Yr22 53% to Yr24 63%) on whether the PR Police provides sufficient training to collect, analyze and disseminate useful data to officers and supervisors for their daily decision making and operation.

While most Training elements obtain a high agreement (sufficient training to conduct work in updated and professional manner, receive the right training for effective job, appropriate methods used for learning and training, training on how to interact with foreigners and non-citizens), two elements have a notable disagreement response (although with slight improvements from 2022): Provided with right equipment to carry out job effectively (from Yr22 41% to Yr24 49%) and Trained to offer services to people with disabilities (from Yr22 19% to Yr22 26%).

There continues to be disagreement with regards to having an efficient system in which supervisors can early identify inappropriate behavior by police officers, with having the necessary number of qualified officer supervisors (although notably improved from 36% in 2022 to 53% in 2024), and on how totally objective the system for evaluating the work and performance of police officers is (also shows an improvement from 38% in 2022 to 46% in 2024).

- Equal to 2022, there is a high agreement that area commanders and unit directors provide effective leadership, and that the superintendent / commissioner is directing the PR Police towards being a community police that protects civil rights (Yr24 73% ~ Yr22 72%).

With regards to Administrative Complaints, there is a majority agreement (around two-thirds, Yr24 67% ↑ Yr22 64%) that the PR Police investigates complaints submitted against any police officer for improper conduct in an objective and complete manner, that it consistently applies the corresponding disciplinary measures to police officers that have sustained complaints for committing offenses (Yr24 66% ↑

Yr2263%), and that the PR Police has confidential and accessible mechanisms to submit misconduct complaints against any officer (Yr2471% ↑ Yr2267%).

- There is slightly more agreement than in 2022 that the PR Police is able to provide protection against reprisals for filing misconduct complaints (Yr2267% ↓ Yr2471%) and that PR Police takes appropriate measures when identifying cases of corruption (Yr2249% ↓ Yr2453%).

There is a high agreement in 2024, regarding Interactions with the Community, particularly in knowing the needs and concerns of the community (Yr2472% ↑ Yr2267%), on how the homeless population is treated (Yr2484% ↑ Yr2281%), in promoting community participation in solving crimes (Yr2481% ↑ Yr2274%), and on training officers to work and fight crime together with the communities (Yr2479% ↑ Yr2270%).

- However, despite an agreement rate increasing from 50% in 2022 to 57% in 2024, a notable segment of officers still disagree that the communities have respect for the police officers.

The officers are a bit divided on whether the PR Police provides sufficient training with regards to the efficient and proper use of information systems (although more than half indicate yes, (Yr2457% ↑ Yr2254%). There is a higher agreement (Yr2478% ↑ Yr2273%) in terms of publishing reliable general statistics on all types of crime in Puerto Rico and that the technology used by the PR Police enables effective and efficient work (Yr2441%).

- In 2024, body cameras are used by 2 of every 5 officers (41%), although 3 out of 5 indicated they received training on how to use them (60%). There is a high agreement that the body cameras do help regarding conducting PR Police work (87%).

INTRODUCTION

The purpose of the research study was to measure the police force perception of their community work, public safety in Puerto Rico, and the evaluation of compliance with the Reform. This report presents the results of the TC PRPB study conducted at the request of the United States Monitor's Office and the PRPB.

KEY OBJECTIVES

The three key objectives for this study:

- The United States Department of Justice (USDOJ) established an agreement with the Government of Puerto Rico and the PR Police Bureau (PRPB) for the Sustainable Reform of the Puerto Rico Police Department, where in one of the dispositions the PRPB is obligated to undertake, with the supervision of a court appointed Monitor and the oversight of the USDOJ.
- The Reform Agreement was reached in order to implement reforms that are designed to ensure constitutional policing, promote public safety, and strengthen public trust in PRPB.
- The office of the Monitor has requested a survey which should include three phases, one of which is a survey of members of PRPB.

ORGANIZATION OF THE REPORT

The methodology section describes the research method used in the study.

In the Sample Target section, the characteristics and demographic profile of the study participants are detailed.

In the Basis of Analysis section, the statistical analysis applied in the study is described.

In the Results section, the findings of the Knowledge that the police force have about the Reform, its purpose and implementation are presented.

Then, the detailed analyzes of the eleven compliance areas that group the requirements that must be comply in the PRPB Reform are presented in subgroups. The eleven compliance areas are:

- Professionalism
- Use of Force
- Searches and Seizures
- Equal Protection and Non-Discrimination
- Recruitment, Selection and Hiring
- Policies and Procedures
- Trainings
- Supervision and Management
- Administrative Complaints
- Community Interaction and Public Information
- Information Systems and Technology

Appendix A included the research tool that was used to perform the data collection.

METHODOLOGY

STUDY METHODS

Data collection was carried out between October 8 to November 18, 2024.

The study used an Online interviewing technique for data collection. The maximum duration of the questionnaire was 12 minutes with closed-ended questions.

To contact the participants, the Puerto Rico Police Department provided a file with the total active population of the police force. The information provided was rank, service area and email.

The Office of the Police Monitor informed the members of the police by email that a study was being carried out for the police population with regards to the citizen protection services they provide. Ipsos Puerto Rico sent the links to access the questionnaire by email. The email deliveries were made to the entire population of the police force.

The questionnaire supplied in the study covered the following topics: knowledge of the Reform, measurement of the eleven areas of compliance with the Reform and defining the demographic profile of the interviewees.

TARGET

The target of the study was the active members of the Puerto Rico Police Bureau, women and men aged 24 years or older. (see figure 0.1)

The study was conducted in the 13 police areas and headquarter classification. (see figure 0.2)

The goal of the study design was to allow statistically defensible inferences about the Puerto Rico police population in terms of age, gender, rank, years of service, and police service area. (see figure 0.1)

In total, 11,033 PRPB members were contacted in order to obtain 1,935 completed valid cases from the police total population, which is equivalent to a response rate of 17.5%.

The margin of error of the study based on an effective case size of 1,935 cases is ± 2.17 at 95%.

Figure 0.1

Target

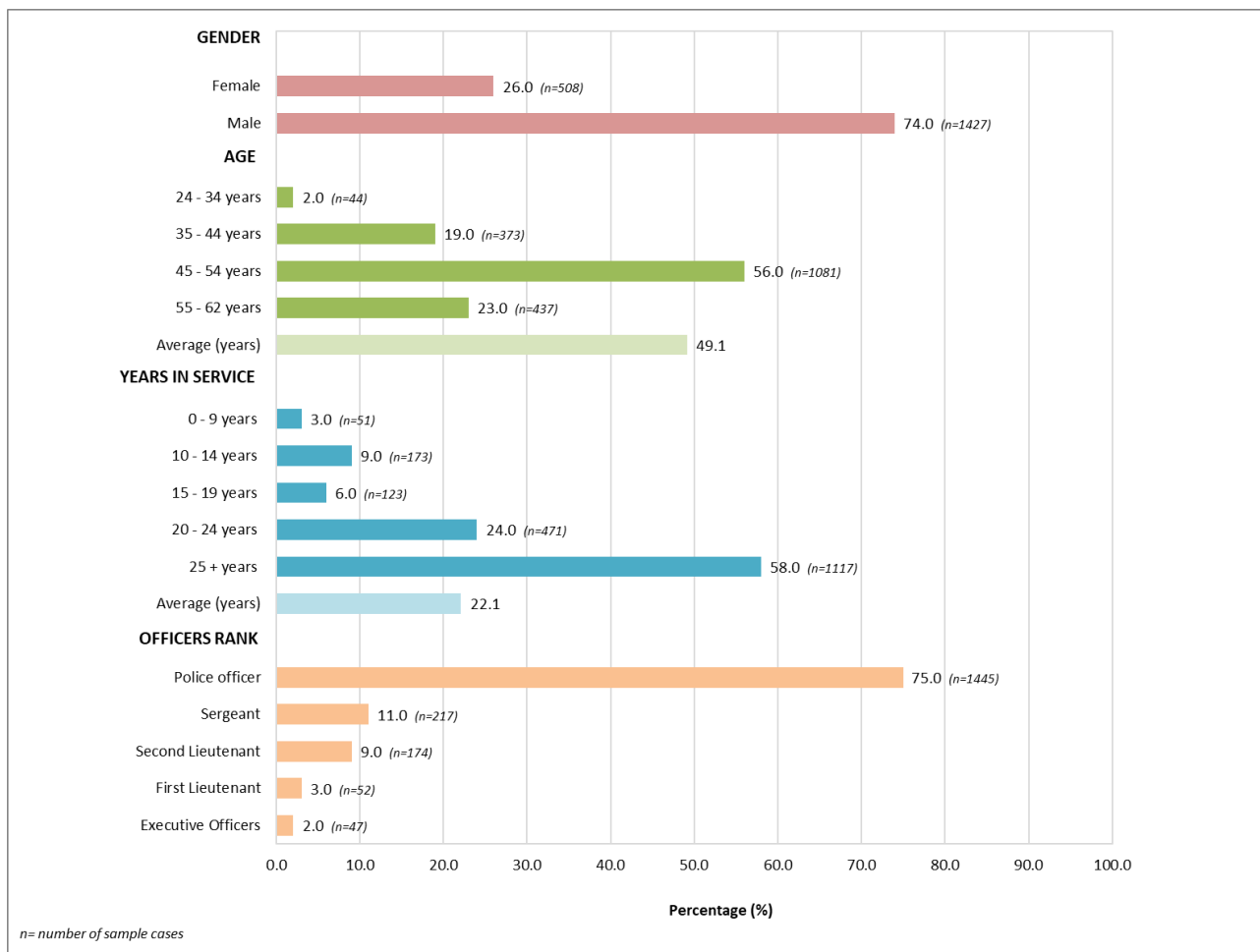


Figure 0.2

Map of Police Areas

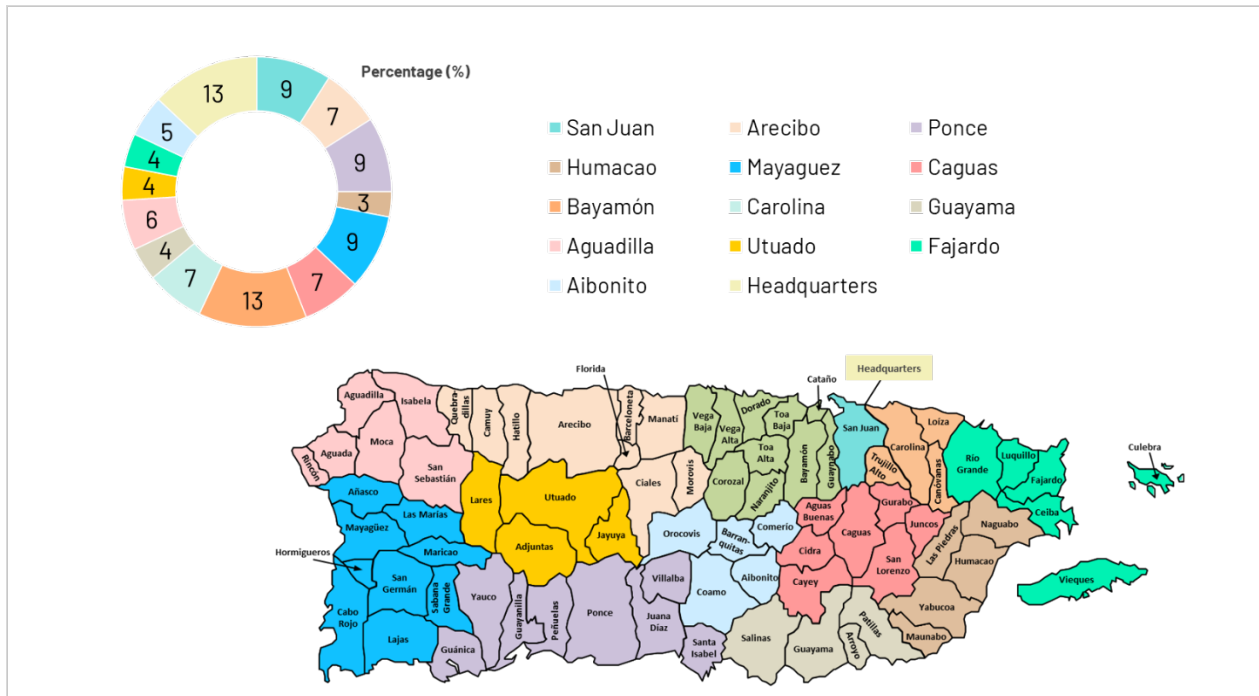


Figure 0.3

Household in the Same Police Service Area

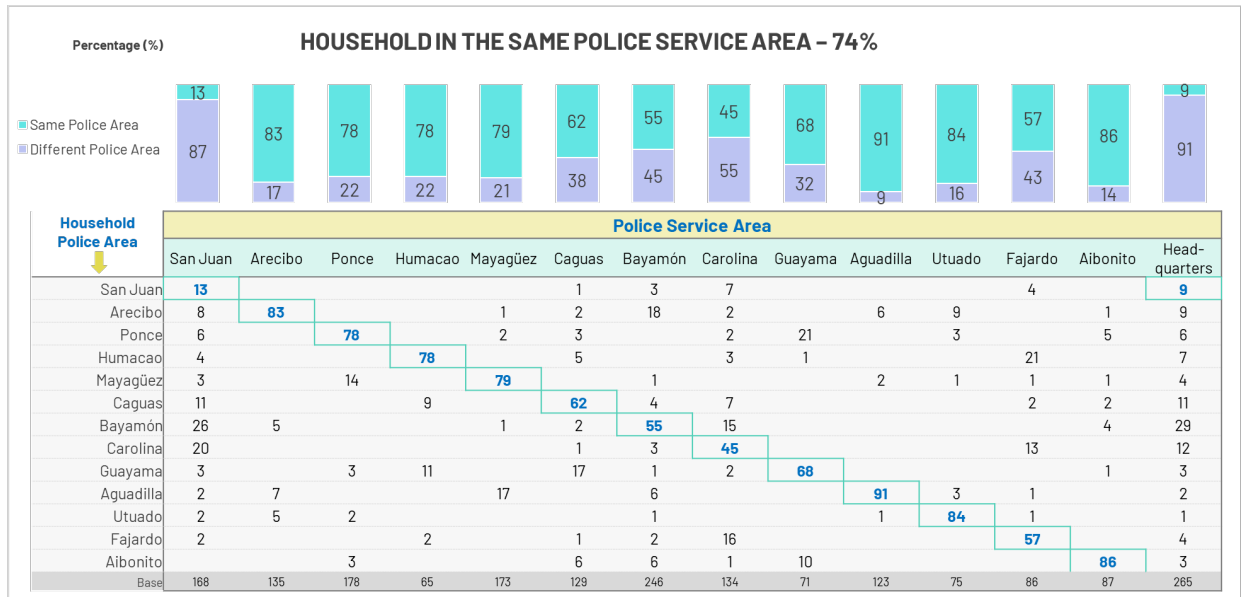
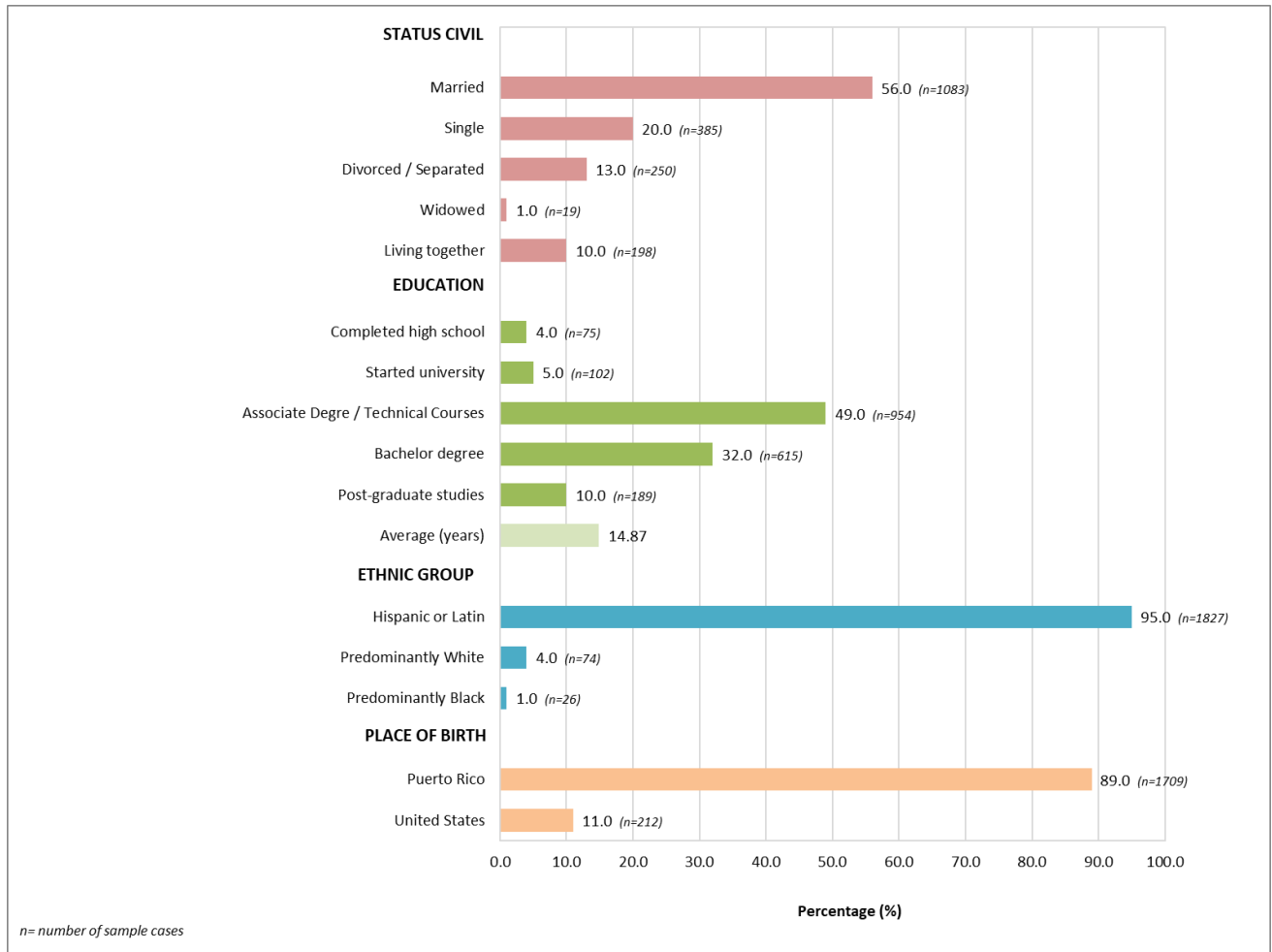


Figure 0.4

Demographics Profile





BASIS FOR ANALYSIS


For data analysis, the Significance test - Z-test was applied at the 95% confidence level.

The significance test was applied to bases of 30 cases or more. Bases smaller than 30 cases are too small for statistical analysis and therefore the information was only used directionally.

The Z-test is a test where two variables are compared to determine if there are significant differences between the variables being compared.

A statistically significant difference means that there is statistical evidence that there is a difference; It does not mean that the difference is large, but it does mean that it is important or significant between the two variables being compared.

To illustrate the significance test in the analysis tables and figures, a   symbols was used to indicate the columns that show statistical differences between 2024 than 2022.

Z-test =   Significantly higher / lower 2024 than 2022 at 95% confidence level.

In the text of the analysis the percentage increase or decrease of 2024 versus 2022 is indicated as follows: +#pp / -#pp.

Symbols were used to indicate percentage changes in the analysis between 2024 versus 2022: similar (~), equal (=), approximate (≈), increase (↑), decrease (↓).

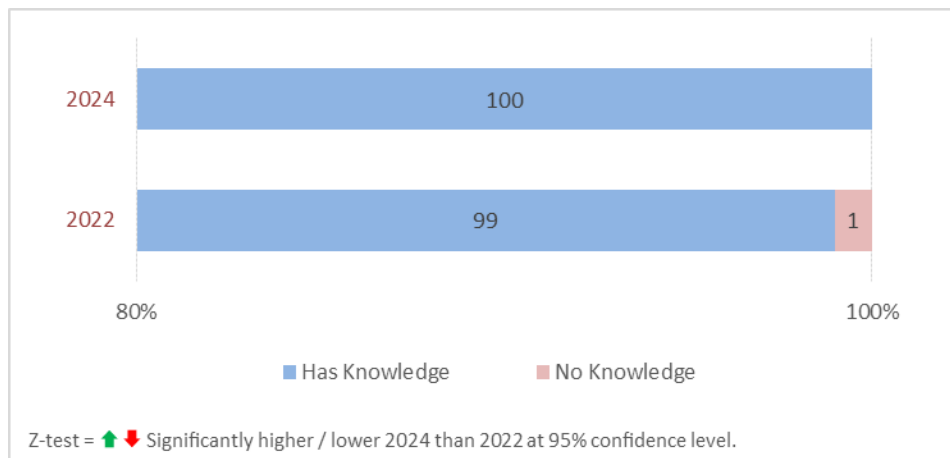
RESULTS

KNOWLEDGE ABOUT POLICE REFORM

The main objectives of the PRPB Reform are to ensure the protection of civil rights, strengthen relations with communities, train PRPB members in the best police policies and practices, and provide them with the necessary tools to fight crime which will ensure public safety. (PRPB Action Plans for Compliance with a Sustainable Reform – Electronic Version, p 5)

Figure 1

PR Police Reform Knowledge



FPM PRPB SURVEY

Table 1.1

PR Police Reform Knowledge

Yr 2024	TOTAL	AGE				GENDER		YEARS IN SERVICE					OFFICER RANK				
		24 - 34 years	35 - 44 years	45 - 54 years	55 - 62 years	Female	Male	0 - 9 years	10 - 14 years	15 - 19 years	20 - 24 years	25 + years	PO	SGT	2 ND LT	1 ST LT	EXO
Percentage (%)																	
(5) A lot of knowledge	58.0	50.0	58.0	56.0	62.0	52.0	60.0	41.0	55.0	54.0	57.0	59.0	51.0	63.0	85.0	92.0	91.0
(4) Some knowledge	40.0	48.0	40.0	41.0	37.0	45.0	38.0	57.0	43.0	44.0	40.0	38.0	46.0	35.0	15.0	8.0	9.0
(3) Have heard, but almost no knowledge	2.0	—	2.0	3.0	1.0	3.0	2.0	2.0	1.0	2.0	3.0	2.0	3.0	2.0	—	—	—
(2) Have heard, but no knowledge	—	2.0	—	—	—	—	—	—	1.0	—	—	—	—	—	—	—	—
(1) Never heard	—	—	—	—	—	—	—	—	1.0	1.0	—	—	—	—	—	—	—
HAS KNOWLEDGE (3, 4, 5)	100.0	98.0	100.0	100.0	100.0	100.0	100.0	100.0	99.0	99.0	100.0	100.0	100.0	100.0	100.0	100.0	100.0
NO KNOWLEDGE (1, 2)	—	2.0	—	—	—	—	—	—	1.0	1.0	—	—	—	—	—	—	—
Frequency																	
(5) A lot of knowledge	1114	22	215	608	269	263	851	21	95	66	269	663	738	137	148	48	43
(4) Some knowledge	773	21	151	440	161	231	542	29	74	54	190	426	664	75	26	4	4
(3) Have heard, but almost no knowledge	42	—	6	30	6	13	29	1	2	2	12	25	38	4	—	—	—
(2) Have heard, but no knowledge	4	1	—	2	1	1	3	—	1	—	—	3	3	1	—	—	—
(1) Never heard	2	—	1	1	—	—	2	—	1	1	—	—	2	—	—	—	—
HAS KNOWLEDGE (3, 4, 5)	1929	43	372	1078	436	507	1422	51	171	122	471	1114	1440	216	174	52	47
NO KNOWLEDGE (1, 2)	6	1	1	3	1	1	5	—	2	1	—	3	5	1	—	—	—
Unweighted Base	1935	44	373	1081	437	508	1427	51	173	123	471	1117	1445	217	174	52	47

Notes

Z-test = ▲ ▼ Significantly higher / lower 2024 than 2022 at 95% confidence level.

Rank: PO=Police Officer / SGT=Sergeant / 2ND LT=2ND Lieutenant / 1ST LT=1ST Lieutenant / EXO=Executive Officer.

Q1. Do you know or have you been informed about the Reform that the PR Police is carrying out to protect the civil rights of citizens, its purpose and what its implementation consists of?

Table 1.2

PR Police Reform Knowledge

Yr 2024	TOTAL	POLICE AREA													
		San Juan	Arecibo	Ponce	Humacao	Mayagüez	Caguas	Bayamón	Carolina	Guayama	Aguadilla	Utuaado	Fajardo	Aibonito	Head-quarters
Percentage (%)															
(5) A lot of knowledge	58.0	51.0	50.0	56.0	63.0	54.0	72.0	55.0	57.0	55.0	67.0	59.0	50.0	61.0	61.0
(4) Some knowledge	40.0	45.0	45.0	40.0	34.0	45.0	27.0	42.0	42.0	44.0	32.0	39.0	48.0	38.0	37.0
(3) Have heard, but almost no knowledge	2.0	3.0	5.0	4.0	3.0	1.0	1.0	2.0	1.0	1.0	1.0	3.0	1.0	1.0	2.0
(2) Have heard, but no knowledge	—	—	—	1.0	—	—	—	—	—	—	—	—	1.0	—	—
(1) Never heard	—	1.0	—	—	—	—	—	—	—	—	—	—	—	—	—
HAS KNOWLEDGE (3,4,5)	100.0	99.0	100.0	99.0	100.0	100.0	100.0	99.0	100.0	100.0	100.0	100.0	99.0	100.0	100.0
NO KNOWLEDGE (1,2)	—	1.0	—	1.0	—	—	—	1.0	—	—	—	—	1.0	—	—
Frequency															
(5) A lot of knowledge	1114	86	67	99	41	93	93	135	77	39	83	44	43	53	161
(4) Some knowledge	773	76	61	71	22	78	35	103	56	31	39	29	41	33	98
(3) Have heard, but almost no knowledge	42	5	7	7	2	2	1	6	1	1	1	2	1	1	5
(2) Have heard, but no knowledge	4	—	—	1	—	—	—	1	—	—	—	—	1	—	1
(1) Never heard	2	1	—	—	—	—	—	1	—	—	—	—	—	—	—
HAS KNOWLEDGE (3,4,5)	1929	167	135	177	65	173	129	244	134	71	123	75	85	87	264
NO KNOWLEDGE (1,2)	6	1	—	1	—	—	—	2	—	—	—	—	1	—	1
Unweighted Base	1935	168	135	178	65	173	129	246	134	71	123	75	86	87	265

Notes

Z-test = ▲ ▼ Significantly higher / lower 2024 than 2022 at 95% confidence level.

Q1. Do you know or have you been informed about the Reform that the PR Police is carrying out to protect the civil rights of citizens, its purpose and what its implementation consists of?

As was the case in 2022, virtually all officers interviewed indicated having knowledge about the Reform being carried out by the PR Police, with over half (Yr24 58% ▲ Yr22 55%) indicating they had a lot of knowledge about it in 2024.

- In 2024, a higher level of having knowledge were indicated by officers with the highest ranks (^{1ST} LT 92% / EXO 91%). Caguas (72%) and Aguadilla (67%) are the regions with the highest level of knowledge.
- In 2024, compared to 2022, PO (^{Yr24}51% ↑ ^{Yr22}47%) and ^{1ER} LT (^{Yr24}92% ↑ ^{Yr22}77%) ranks officers showed a statistically significant increase in their "a lot" knowledge of the reform. The same was observed for the Aguadilla region (^{Yr24}67% ↑ ^{Yr22}51%).

Figure 2

PR Police Reform Level of Impact in Protecting the Civil Rights of Citizens

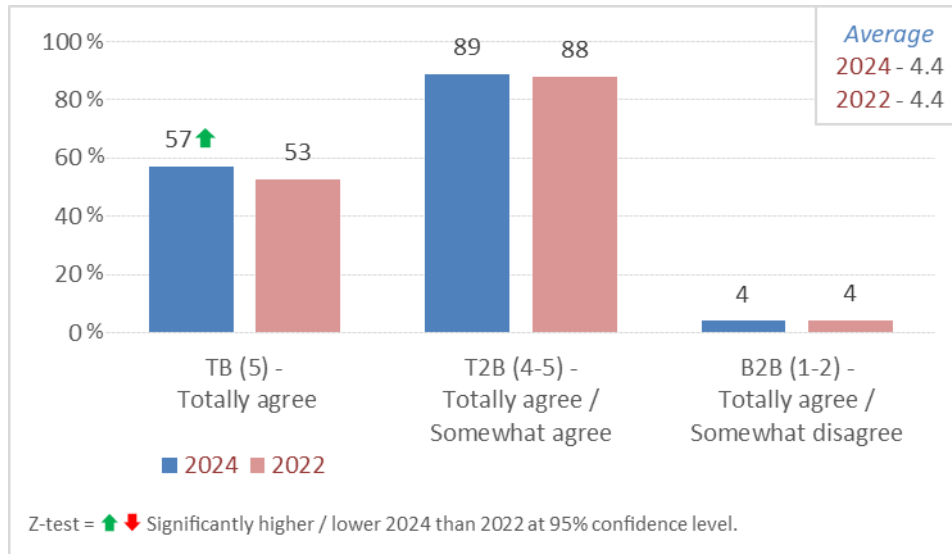


Table 2.1
PR Police Reform Level of Impact in Protecting the Civil Rights of Citizens

Yr 2024	TOTAL	AGE				GENDER		YEARS IN SERVICE					OFFICER RANK				
		24 - 34 years	35 - 44 years	45 - 54 years	55 - 62 years	Female	Male	0 - 9 years	10 - 14 years	15 - 19 years	20 - 24 years	25 + years	PO	SGT	2 ND LT	1 ST LT	EXO
Percentage (%)																	
(5) Totally agree	57.3 ▲	48.8	55.4 ▲	55.9	63.1	52.3 ▲	59.1	45.1	61.4 ▲	51.6	58.4 ▲	57.4	55.1 ▲	58.8	62.6	73.1	78.7
(4) Somewhat agree	31.9 ▼	32.6	32.5 ▼	32.2	30.5	35.7 ▼	30.5	35.3	29.2 ▼	36.1	29.7	32.6	32.8 ▼	32.4	29.9	23.1	17.0
(3) Nor agree, nor disagree	6.8	9.3	7.5	7.5	4.4	7.1	6.8	11.8	4.7	9.0	8.1	6.2	7.8	5.1	2.9	3.8	2.1
(2) Somewhat disagree	3.4	7.0	4.0	3.5	2.1	4.7	2.9	5.9	4.7	2.5	2.8	3.4	3.7	3.2	2.3	—	2.1
(1) Totally disagree	0.6	2.3	0.5	0.8	—	0.2	0.8	2.0	—	0.8	1.1	0.4	0.5	0.5	2.3 ▲	—	—
TOP 2 BOX (4, 5)	89.2	81.4	87.9	88.1	93.6	88.0	89.6	80.4	90.6	87.7	88.1	89.9	88.0	91.2	92.5	96.2	95.7
BOT 2 BOX (1, 2)	4.0	9.3	4.6	4.4	2.1	4.9	3.7	7.8	4.7	3.3	3.8	3.9	4.2	3.7	4.6 ▲	—	2.1
AVERAGE	4.4	4.2	4.4	4.4	4.6	4.4 ▲	4.4	4.2	4.5 ▲	4.4	4.4	4.4	4.4 ▲	4.5	4.5	4.7	4.7
Frequency																	
(5) Totally agree	1105	21	206	603	275	265	840	23	105	63	275	639	794	127	109	38	37
(4) Somewhat agree	615	14	121	347	133	181	434	18	50	44	140	363	473	70	52	12	8
(3) Nor agree, nor disagree	132	4	28	81	19	36	96	6	8	11	38	69	113	11	5	2	1
(2) Somewhat disagree	65	3	15	38	9	24	41	3	8	3	13	38	53	7	4	—	1
(1) Totally disagree	12	1	2	9	—	1	11	1	—	1	5	5	7	1	4	—	—
TOP 2 BOX (4, 5)	1720	35	327	950	408	446	1274	41	155	107	415	1002	1267	197	161	50	45
BOT 2 BOX (1, 2)	77	4	17	47	9	25	52	4	8	4	18	43	60	8	8	—	1
Unweighted Base	1929	43	372	1078	436	507	1422	51	171	122	471	1114	1440	216	174	52	47

Notes
 Z-test = ▲ ▼ Significantly higher / lower 2024 than 2022 at 95% confidence level.
 Rank: PO=Police Officer / SGT=Sergeant / 2ND LT=2ND Lieutenant / 1ST LT=1ST Lieutenant / EXO=Executive Officer.
 Base: Among those who have Knowledge about Police PR Reform
 Q2. How much do you agree that the PR Police Reform is achieving the protection of citizens' civil rights?

Table 2.2
PR Police Reform Level of Impact in Protecting the Civil Rights of Citizens

Yr 2024	TOTAL	POLICE AREA													Head-quarters
		San Juan	Arecibo	Ponce	Humacao	Mayagüez	Caguas	Bayamón	Carolina	Guayama	Aguadilla	Utua	Fajardo	Aibonito	
Percentage (%)															
(5) Totally agree	57.3 ▲	49.1	60.7	58.8	55.4	59.0	61.2	54.9	47.8	56.3	56.9	72.0	49.4	59.8	62.1
(4) Somewhat agree	31.9 ▼	37.1	28.9	31.1	35.4	30.6	30.2	33.6	37.3	33.8	32.5	26.7	37.6	31.0	26.1
(3) Nor agree, nor disagree	6.8	10.2	8.1	5.6	7.7	8.1	4.7	6.6	9.0	5.6	6.5	1.3	5.9	3.4	7.6
(2) Somewhat disagree	3.4	3.6	2.2	4.0	1.5	1.7	3.9	4.5	5.2	1.4	3.3	—	4.7	5.7	3.0
(1) Totally disagree	0.6	—	—	0.6	—	0.6	—	0.4	0.7	2.8	0.8	—	2.4	—	1.1
TOP 2 BOX (4, 5)	89.2	86.2	89.6	89.8	90.8	89.6	91.5	88.5	85.1	90.1	89.4	98.7	87.1	90.8	88.3
BOT 2 BOX (1, 2)	4.0	3.6	2.2	4.5	1.5	2.3	3.9	4.9	6.0	4.2	4.1	—	7.1	5.7	4.2
AVERAGE	4.4	4.3	4.5	4.4	4.5	4.5	4.5	4.4	4.3	4.4	4.4	4.7	4.3	4.5	4.5
Frequency															
(5) Totally agree	1105	82	82	104	36	102	79	134	64	40	70	54	42	52	164
(4) Somewhat agree	615	62	39	55	23	53	39	82	50	24	40	20	32	27	69
(3) Nor agree, nor disagree	132	17	11	10	5	14	6	16	12	4	8	1	5	3	20
(2) Somewhat disagree	65	6	3	7	1	3	5	11	7	1	4	—	4	5	8
(1) Totally disagree	12	—	—	1	—	1	—	1	1	2	1	—	2	—	3
TOP 2 BOX (4, 5)	1720	144	121	159	59	155	118	216	114	64	110	74	74	79	233
BOT 2 BOX (1, 2)	77	6	3	8	1	4	5	12	8	3	5	—	6	5	11
Unweighted Base	1929	167	135	177	65	173	129	244	134	71	123	75	85	87	264

Notes
 Z-test = ▲ ▼ Significantly higher / lower 2024 than 2022 at 95% confidence level.
 Base: Among those who have Knowledge about Police PR Reform
 Q2. How much do you agree that the PR Police Reform is achieving the protection of citizens' civil rights?

Equal to 2022, almost all officers agree to some degree that the Reform is achieving its goal of protecting the citizens’ civil rights, with just over half (Yr24 57% ↑ Yr22 53%) being in total agreement and nine out of ten showing a positive agreement (Yr24 89% ~ Yr22 88%).

- In 2024, agreement levels are higher among officers from the Utuado region (72%). Total agreement is lower among those with a PO rank (55%).
- Compared to 2022, in 2024 there is a significant statistical increase in “strongly agree” in the 35-44 age group (Yr24 55% ↑ Yr22 46%), females (Yr24 54% ↑ Yr22 44%), 10-14 years (Yr24 61% ↑ Yr22 45%) and 20-24 years of service (Yr24 58% ↑ Yr22 51%), and PO rank (Yr24 55% ↑ Yr22 49%).

Figure 3

Has PR Police Kept Officers Informed About the Reform Process

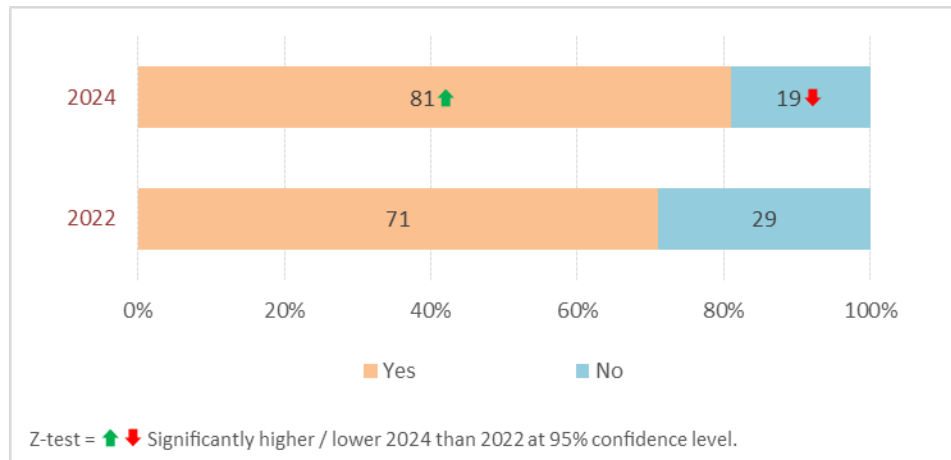


Table 3.1

Has PR Police Kept Officers Informed About the Reform Process

Yr 2024	TOTAL	AGE				GENDER		YEARS IN SERVICE					OFFICER RANK				
		24 - 34 years	35 - 44 years	45 - 54 years	55 - 62 years	Female	Male	0 - 9 years	10 - 14 years	15 - 19 years	20 - 24 years	25 + years	PO	SGT	2 ND LT	1 ST LT	EXO
Percentage (%)																	
Yes	81.0 ↑	66.0	79.0 ↑	82.0 ↑	83.0	83.0 ↑	81.0 ↑	63.0	82.0 ↑	82.0 ↑	80.0 ↑	82.0 ↑	81.0 ↑	75.0	86.0	87.0	94.0
No	19.0 ↓	34.0	21.0 ↓	18.0 ↓	17.0	17.0 ↓	19.0 ↓	37.0	18.0 ↓	18.0 ↓	20.0 ↓	18.0 ↓	19.0 ↓	25.0	14.0	13.0	6.0
Frequency																	
Yes	1570	29	294	886	361	421	1149	32	141	101	377	919	1168	163	150	45	44
No	365	15	79	195	76	87	278	19	32	22	94	198	277	54	24	7	3
Unweighted Base	1935	44	373	1081	437	508	1427	51	173	123	471	1117	1445	217	174	52	47

Notes

Z-test = ↑ ↓ Significantly higher / lower 2024 than 2022 at 95% confidence level.

Rank: PO=Police Officer / SGT=Sergeant / 2ND LT=2ND Lieutenant / 1ST LT=1ST Lieutenant / EXO=Executive Officer.

Q3. Does the PR Police keep its officers informed about the process and achievements of the Reform?

Table 3.2

Has PR Police Kept Officers Informed About the Reform Process

Yr 2024	TOTAL	POLICE AREA													
		San Juan	Arecibo	Ponce	Humacao	Mayagüez	Caguas	Bayamón	Carolina	Guayama	Aguadilla	Utuaado	Fajardo	Aibonito	Head-quarters
Percentage (%)															
Yes	81.0 ▲	71.0	84.0	78.0	83.0	84.0 ▲	83.0	75.0	79.0	89.0 ▲	81.0 ▲	92.0 ▲	80.0	92.0	83.0 ▲
No	19.0 ▼	29.0	16.0	22.0	17.0	16.0 ▼	17.0	25.0	21.0	11.0 ▼	19.0 ▼	8.0 ▼	20.0	8.0	17.0 ▼
Frequency															
Yes	1570	119	113	139	54	146	107	185	106	63	100	69	69	80	220
No	365	49	22	39	11	27	22	61	28	8	23	6	17	7	45
Unweighted Base	1935	168	135	178	65	173	129	246	134	71	123	75	86	87	265

Notes

Z-test = ▲ ▼ Significantly higher / lower 2024 than 2022 at 95% confidence level.

Q3. Does the PR Police keep its officers informed about the process and achievements of the Reform?

Eight out of ten police officers in 2024, (81%, up +10pp from 71% in 2022) indicate that they have been kept informed about the reform process. The youngest (^{Yr24}66% ≈ ^{Yr22}68%) and shortest serving officers (^{Yr24}63% ~ ^{Yr22}62%) have a lower mention of being kept informed.

- In 2024, three out of ten officers in San Juan (29%) say they are not kept informed about the Reform process.

Figure 4

Has PR Police Kept Citizens Informed About the Reform Process

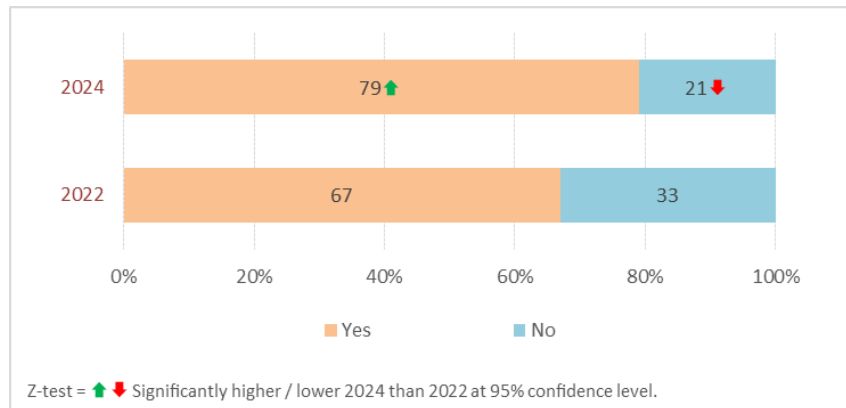


Table 4.1

Has PR Police Kept Citizens Informed About the Reform Process

Yr 2024	TOTAL	AGE				GENDER		YEARS IN SERVICE					OFFICER RANK				
		24 - 34 years	35 - 44 years	45 - 54 years	55 - 62 years	Female	Male	0 - 9 years	10 - 14 years	15 - 19 years	20 - 24 years	25 + years	PO	SGT	2 ND LT	1 ST LT	EXO
		Percentage (%)															
Yes	79.0 ▲	61.0	79.0 ▲	79.0 ▲	80.0 ▲	78.0 ▲	79.0 ▲	57.0	79.0 ▲	72.0	79.0 ▲	81.0 ▲	78.0 ▲	75.0	88.0 ▲	88.0	94.0 ▲
No	21.0 ▼	39.0	21.0 ▼	21.0 ▼	20.0 ▼	22.0 ▼	21.0 ▼	43.0	21.0 ▼	28.0	21.0 ▼	19.0 ▼	22.0 ▼	25.0	12.0 ▼	12.0	6.0 ▼
		Frequency															
Yes	1526	27	293	855	351	398	1128	29	136	89	370	902	1120	163	153	46	44
No	409	17	80	226	86	110	299	22	37	34	101	215	325	54	21	6	3
Unweighted Base	1935	44	373	1081	437	508	1427	51	173	123	471	1117	1445	217	174	52	47

Notes
 Z-test = ▲ ▼ Significantly higher / lower 2024 than 2022 at 95% confidence level.
 Rank: PO=Police Officer / SGT=Sergeant / 2ND LT=2ND Lieutenant / 1ST LT=1ST Lieutenant / EXO=Executive Officer.
 Q4. And, does the PR Police keep citizens informed about the process and achievements of the Reform?

Table 4.2

Has PR Police Kept Citizens Informed About the Reform Process

Yr 2024	TOTAL	POLICE AREA													
		San Juan	Arecibo	Ponce	Humacao	Mayagüez	Caguas	Bayamón	Carolina	Guayama	Aguadilla	Utuaado	Fajardo	Aibonito	Head-quarters
		Percentage (%)													
Yes	79.0 ▲	70.0	76.0 ▲	80.0 ▲	80.0	83.0 ▲	80.0	75.0 ▲	77.0	86.0 ▲	80.0 ▲	89.0 ▲	73.0	85.0	81.0 ▲
No	21.0 ▼	30.0	24.0 ▼	20.0 ▼	20.0	17.0 ▼	20.0	25.0 ▼	23.0	14.0 ▼	20.0 ▼	11.0 ▼	27.0	15.0	19.0 ▼
		Frequency													
Yes	1526	117	102	143	52	144	103	185	103	61	98	67	63	74	214
No	409	51	33	35	13	29	26	61	31	10	25	8	23	13	51
Unweighted Base	1935	168	135	178	65	173	129	246	134	71	123	75	86	87	265

Notes
 Z-test = ▲ ▼ Significantly higher / lower 2024 than 2022 at 95% confidence level.
 Q4. And, does the PR Police keep citizens informed about the process and achievements of the Reform?

The 2024 results show that eight out of ten officers (79%) state that the PR Police has kept citizens informed about the Reform process. This is a statistically significant increase from 67% in 2022.

- In 2024, the No response is higher among younger age officers (24 to 34 years old) (39%) among officers with PO (22%) and SGT (25%) ranks and those with less than 10 years in service (43%).

PROFESSIONALISM

The main objectives of the Professionalism compliance area are to develop activities that promote professional, ethical, respectful, equitable and constitutional police services aimed at sustainably improving the performance of the Members of the Puerto Rico Police. (PRPB Action Plans for Compliance with a Sustainable Reform – Electronic Version, p 3)

Figure 5

Level of Agreement on the Respectful Manner PR Police Officers Act when Intervening with Citizens

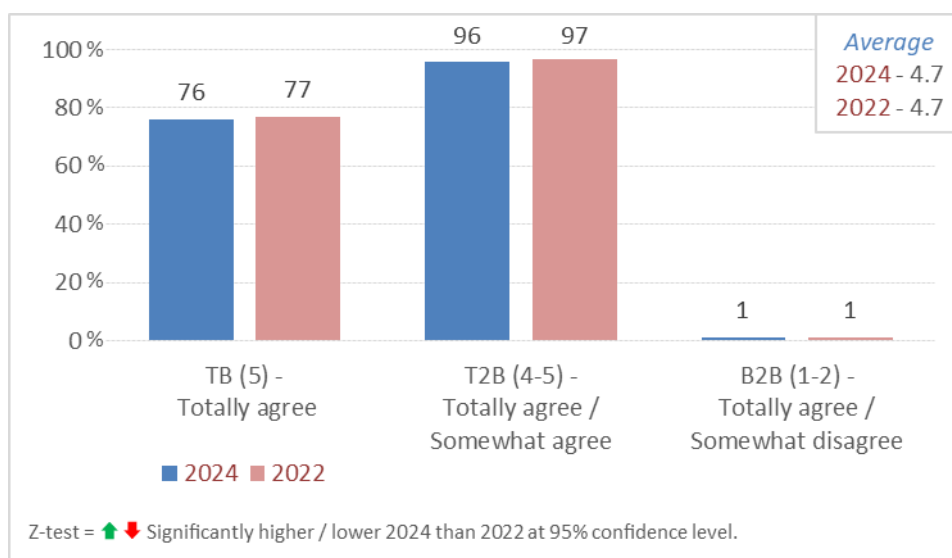


Table 5.1

Level of Agreement on the Respectful Manner PR Police Officers Act when Intervening with Citizens

Yr 2024	TOTAL	AGE				GENDER		YEARS IN SERVICE					OFFICER RANK				
		24 - 34 years	35 - 44 years	45 - 54 years	55 - 62 years	Female	Male	0 - 9 years	10 - 14 years	15 - 19 years	20 - 24 years	25 + years	PO	SGT	2 ND LT	1 ST LT	EXO
Percentage (%)																	
(5) Totally agree	76.2	70.5	75.1	76.0	78.3	70.7	78.2	68.6	79.2	78.0	74.5	76.6	76.5	79.7	71.8	75.0	68.1
(4) Somewhat agree	20.0	20.5	20.4	20.4	18.5	24.0	18.6	21.6	16.8	17.1	21.4	20.1	19.4	17.5	23.6	25.0	29.8
(3) Nor agree, nor disagree	2.8	6.8	3.2	2.9	2.1	4.3	2.3	7.8	2.3	2.4	3.2	2.6	3.0	2.3	2.9	—	2.1
(2) Somewhat disagree	0.5	—	0.8	0.5	0.5	0.6	0.5	—	1.2	1.6	0.6	0.3	0.6	—	1.1	—	—
(1) Totally disagree	0.4	2.3	0.5	0.2	0.7	0.4	0.4	2.0	0.6	0.8	0.2	0.4	0.4	0.5	0.6	—	—
TOP 2 BOX (4, 5)	96.2	90.9	95.4	96.5	96.8	94.7	96.8	90.2	96.0	95.1	96.0	96.8	96.0	97.2	95.4	100.0	97.9
BOT 2 BOX (1, 2)	0.9	2.3	1.3	0.6	1.1	1.0	0.9	2.0	1.7	2.4	0.8	0.6	1.0	0.5	1.7	—	—
AVERAGE	4.7	4.6	4.7	4.7	4.7	4.6	4.7	4.6	4.7	4.7	4.7	4.7	4.7	4.8	4.7	4.8	4.7
Frequency																	
(5) Totally agree	1475	31	280	822	342	359	1116	35	137	96	351	856	1106	173	125	39	32
(4) Somewhat agree	387	9	76	221	81	122	265	11	29	21	101	225	281	38	41	13	14
(3) Nor agree, nor disagree	55	3	12	31	9	22	33	4	4	3	15	29	44	5	5	—	1
(2) Somewhat disagree	10	—	3	5	2	3	7	—	2	2	3	3	8	—	2	—	—
(1) Totally disagree	8	1	2	2	3	2	6	1	1	1	1	4	6	1	1	—	—
TOP 2 BOX (4, 5)	1862	40	356	1043	423	481	1381	46	166	117	452	1081	1387	211	166	52	46
BOT 2 BOX (1, 2)	18	1	5	7	5	5	13	1	3	3	4	7	14	1	3	—	—
Unweighted Base	1935	44	373	1081	437	508	1427	51	173	123	471	1117	1445	217	174	52	47

Notes

Z-test = ▲ ▼ Significantly higher / lower 2024 than 2022 at 95% confidence level.

Rank: PO=Police Officer / SGT=Sergeant / 2ND LT=2ND Lieutenant / 1ST LT=1ST Lieutenant / EXO=Executive Officer.

Q5. How much do you agree that the members of the PR Police act respectfully when they intervene with citizens?

Table 5.2

Level of Agreement on the Respectful Manner PR Police Officers Act when Intervening with Citizens

Yr 2024	TOTAL	POLICE AREA													Head-quarters
		San Juan	Arecibo	Ponce	Humacao	Mayagüez	Caguas	Bayamón	Carolina	Guayama	Aguadilla	Utuaado	Fajardo	Aibonito	
Percentage (%)															
(5) Totally agree	76.2	70.8	80.0	71.3	80.0	76.3	78.3	76.4	73.1	84.5	79.7	82.7	65.1	71.3	80.0
(4) Somewhat agree	20.0	26.2	17.8	24.2	13.8	20.2	20.2	17.9	23.1	14.1	16.3	17.3	26.7	24.1	16.6
(3) Nor agree, nor disagree	2.8	1.8	2.2	3.9	6.2	2.9	1.6	4.1	0.7	—	2.4	—	7.0	3.4	3.0
(2) Somewhat disagree	0.5	0.6	—	—	—	0.6	—	0.8	2.2	—	0.8	—	1.2	1.1	—
(1) Totally disagree	0.4	0.6	—	0.6	—	—	—	0.8	0.7	1.4	0.8	—	—	—	0.4
TOP 2 BOX (4, 5)	96.2	97.0	97.8	95.5	93.8	96.5	98.4	94.3	96.3	98.6	95.9	100.0	91.9	95.4	96.6
BOT 2 BOX (1, 2)	0.9	1.2	—	0.6	—	0.6	—	1.6	3.0	1.4	1.6	—	1.2	1.1	0.4
AVERAGE	4.7	4.7	4.8	4.7	4.7	4.7	4.8	4.7	4.7	4.8	4.7	4.8	4.6	4.7	4.8
Frequency															
(5) Totally agree	1475	119	108	127	52	132	101	188	98	60	98	62	56	62	212
(4) Somewhat agree	387	44	24	43	9	35	26	44	31	10	20	13	23	21	44
(3) Nor agree, nor disagree	55	3	3	7	4	5	2	10	1	—	3	—	6	3	8
(2) Somewhat disagree	10	1	—	—	—	1	—	2	3	—	1	—	1	1	—
(1) Totally disagree	8	1	—	1	—	—	—	2	1	1	1	—	—	—	1
TOP 2 BOX (4, 5)	1862	163	132	170	61	167	127	232	129	70	118	75	79	83	256
BOT 2 BOX (1, 2)	18	2	—	1	—	1	—	4	4	1	2	—	1	1	1
Unweighted Base	1935	168	135	178	65	173	129	246	134	71	123	75	86	87	265

Notes

Z-test = ▲ ▼ Significantly higher / lower 2024 than 2022 at 95% confidence level.

Q5. How much do you agree that the members of the PR Police act respectfully when they intervene with citizens?

As was the case in 2022 (97%), almost all officers agree (96%) to some extent that the police officers act in a respectful manner when intervening with citizens in 2024.

- In 2024, this agreement level is high across all the demographic groups.

Figure 6

Supervisors Communicate with Their Subordinates Police Officers in a Professional Manner

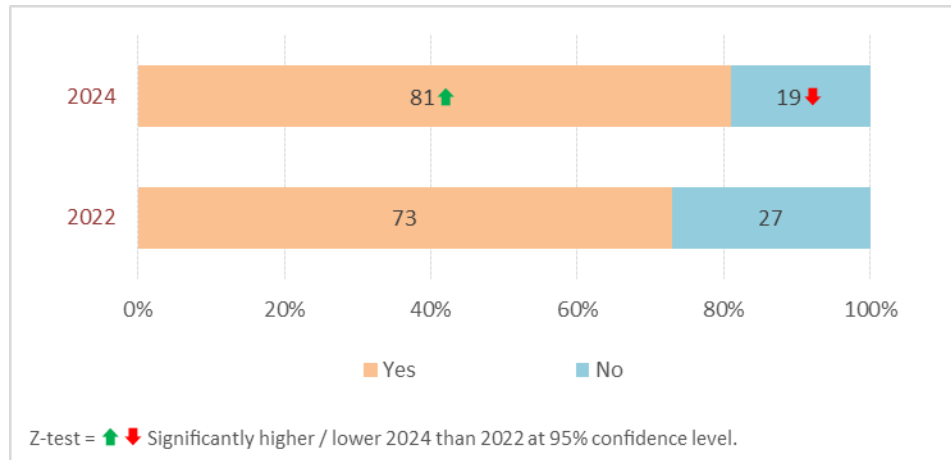


Table 6.1

Supervisors Communicate with Their Subordinates Police Officers in a Professional Manner

Yr 2024	TOTAL	AGE				GENDER		YEARS IN SERVICE					OFFICER RANK				
		24 - 34 years	35 - 44 years	45 - 54 years	55 - 62 years	Female	Male	0 - 9 years	10 - 14 years	15 - 19 years	20 - 24 years	25 + years	PO	SGT	2 ND LT	1 ST LT	EXO
Percentage (%)																	
Yes	81.0 ▲	70.0	76.0 ▲	81.0 ▲	85.0 ▲	76.0 ▲	82.0 ▲	75.0	75.0 ▲	76.0	79.0 ▲	83.0 ▲	78.0 ▲	89.0	89.0	92.0	83.0
No	19.0 ▼	30.0	24.0 ▼	19.0 ▼	15.0 ▼	24.0 ▼	18.0 ▼	25.0	25.0 ▼	24.0	21.0 ▼	17.0 ▼	22.0 ▼	11.0	11.0	8.0	17.0
Frequency																	
Yes	1560	31	283	875	371	387	1173	38	130	94	374	924	1125	193	155	48	39
No	375	13	90	206	66	121	254	13	43	29	97	193	320	24	19	4	8
Unweighted Base	1935	44	373	1081	437	508	1427	51	173	123	471	1117	1445	217	174	52	47

Notes
 Z-test = ▲ ▼ Significantly higher / lower 2024 than 2022 at 95% confidence level.
 Rank: PO=Police Officer / SGT=Sergeant / 2ND LT=2ND Lieutenant / 1ST LT=1ST Lieutenant / EXO=Executive Officer.
 Q6. And do you find that supervisors communicate with their subordinates in a professional manner?

Table 6.2

Supervisors Communicate with Their Subordinates Police Officers in a Professional Manner

Yr 2024	TOTAL	POLICE AREA													
		San Juan	Arecibo	Ponce	Humacao	Mayagüez	Caguas	Bayamón	Carolina	Guayama	Aguadilla	Utuaado	Fajardo	Aibonito	Head-quarters
Percentage (%)															
Yes	81.0 ▲	82.0 ▲	86.0 ▲	79.0	91.0 ▲	84.0 ▲	69.0	77.0	72.0	85.0	82.0 ▲	93.0 ▲	78.0	82.0	82.0 ▲
No	19.0 ▼	18.0 ▼	14.0 ▼	21.0	9.0 ▼	16.0 ▼	31.0	23.0	28.0	15.0	18.0 ▼	7.0 ▼	22.0	18.0	18.0 ▼
Frequency															
Yes	1560	138	116	141	59	146	89	189	96	60	101	70	67	71	217
No	375	30	19	37	6	27	40	57	38	11	22	5	19	16	48
Unweighted Base	1935	168	135	178	65	173	129	246	134	71	123	75	86	87	265

Notes
 Z-test = ▲ ▼ Significantly higher / lower 2024 than 2022 at 95% confidence level.
 Q6. And do you find that supervisors communicate with their subordinates in a professional manner?

In 2024, eight out of ten police officers (81%) indicate that supervisors do communicate with the subordinates in a professional manner. This represents a +8pp statistically significant increase from 73% in 2022.

- In 2024, younger age officers (specifically from 24 to 44 years old (30%), those with a PO rank (22%), and officers from Caguas (31%) and Carolina (28%) indicate a somewhat higher No with regards to supervisors communicating in a professional manner.
- Compared to 2022, PO rank ($Yr_{24}78\% \uparrow Yr_{22}68\%$) in 2024 show a statistically significant increase in the professional communication of their supervisors.

Figure 7

PR Police Officers Receive the Appropriate Technical Training and Supervision to Promote Ethical Behavior

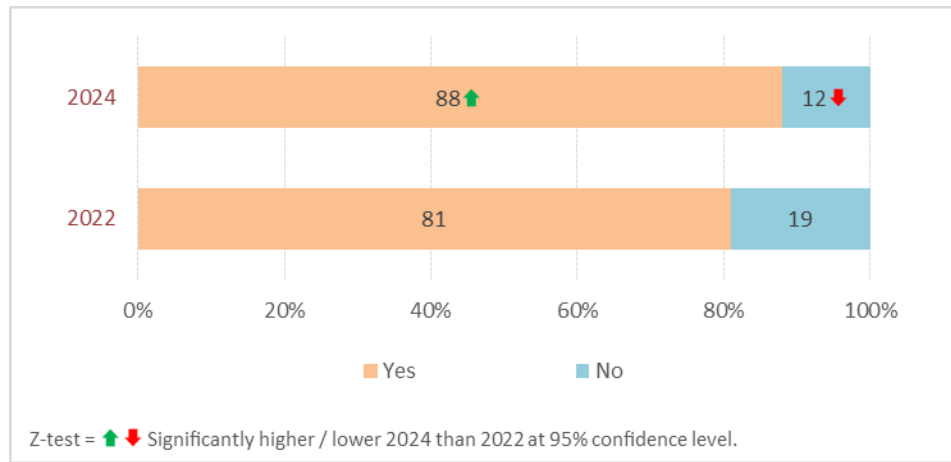


Table 7.1

PR Police Officers Receive the Appropriate Technical Training and Supervision to Promote Ethical Behavior

Yr 2024	TOTAL	AGE				GENDER		YEARS IN SERVICE					OFFICER RANK					
		24 - 34 years	35 - 44 years	45 - 54 years	55 - 62 years	Female	Male	0 - 9 years	10 - 14 years	15 - 19 years	20 - 24 years	25 + years	PO	SGT	2 ND LT	1 ST LT	EXO	
		Percentage (%)																
Yes	88.0 ▲	82.0	84.0 ▲	89.0 ▲	90.0 ▲	85.0 ▲	89.0 ▲	80.0	84.0	85.0	88.0	89.0 ▲	88.0 ▲	87.0	90.0	90.0	91.0 ▲	
No	12.0 ▼	18.0	16.0 ▼	11.0 ▼	10.0 ▼	15.0 ▼	11.0 ▼	20.0	16.0	15.0	12.0	11.0 ▼	12.0 ▼	13.0	10.0	10.0	9.0 ▼	
		Frequency																
Yes	1701	36	312	961	392	434	1267	41	145	105	416	994	1265	189	157	47	43	
No	234	8	61	120	45	74	160	10	28	18	55	123	180	28	17	5	4	
Unweighted Base	1935	44	373	1081	437	508	1427	51	173	123	471	1117	1445	217	174	52	47	

Notes

Z-test = ▲ ▼ Significantly higher / lower 2024 than 2022 at 95% confidence level.
 Rank: PO=Police Officer / SGT=Sergeant / 2ND LT=2ND Lieutenant / 1ST LT=1ST Lieutenant / EXO=Executive Officer.
 Q7. Does the PR Police receive adequate technical training and supervision to promote ethical behavior?

Table 7.2

PR Police Officers Receive the Appropriate Technical Training and Supervision to Promote Ethical Behavior

Yr 2024	TOTAL	POLICE AREA													
		San Juan	Arecibo	Ponce	Humacao	Mayagüez	Caguas	Bayamón	Carolina	Guayama	Aguadilla	Utuaado	Fajardo	Aibonito	Head-quarters
Percentage (%)															
Yes	88.0 ↑	83.0	93.0 ↑	86.0	95.0 ↑	89.0 ↑	81.0	86.0 ↑	84.0	94.0 ↑	85.0	99.0 ↑	85.0	91.0	90.0
No	12.0 ↓	17.0	7.0 ↓	14.0	5.0 ↓	11.0 ↓	19.0	14.0 ↓	16.0	6.0 ↓	15.0	1.0 ↓	15.0	9.0	10.0
Frequency															
Yes	1701	140	126	153	62	154	104	212	113	67	105	74	73	79	239
No	234	28	9	25	3	19	25	34	21	4	18	1	13	8	26
Unweighted Base	1935	168	135	178	65	173	129	246	134	71	123	75	86	87	265

Notes

Z-test = ↑ ↓ Significantly higher / lower 2024 than 2022 at 95% confidence level.

Q7. Does the PR Police receive adequate technical training and supervision to promote ethical behavior?

Nearly nine out of ten officers (88% in 2024, up +7pp and statistically significant increase from 81% in 2022) indicate that the PR Police does receive the appropriate technical training and supervision to promote ethical behavior.

- In 2024, there is a slightly more negative response with regards to this technical training the less experience the officers have had.

Figure 8

Officers Have Adequate Mechanisms to Report Unethical Behavior within the PR Police

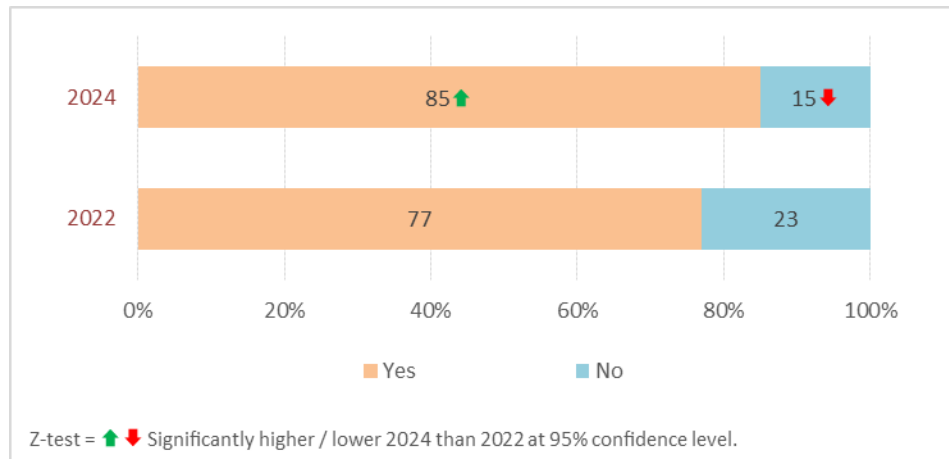


Table 8.1
Officers Have Adequate Mechanisms to Report Unethical Behavior within the PR Police

Yr 2024	TOTAL	AGE				GENDER		YEARS IN SERVICE					OFFICER RANK				
		24 - 34 years	35 - 44 years	45 - 54 years	55 - 62 years	Female	Male	0 - 9 years	10 - 14 years	15 - 19 years	20 - 24 years	25 + years	PO	SGT	2 ND LT	1 ST LT	EXO
Percentage (%)																	
Yes	85.0 ▲	75.0	82.0 ▲	85.0 ▲	87.0	84.0 ▲	85.0 ▲	80.0	80.0	85.0 ▲	82.0 ▲	86.0 ▲	84.0 ▲	84.0	89.0	90.0	91.0
No	15.0 ▼	25.0	18.0 ▼	15.0 ▼	13.0	16.0 ▼	15.0 ▼	20.0	20.0	15.0 ▼	18.0 ▼	14.0 ▼	16.0 ▼	16.0	11.0	10.0	9.0
Frequency																	
Yes	1636	33	305	916	382	425	1211	41	138	105	386	966	1208	183	155	47	43
No	299	11	68	165	55	83	216	10	35	18	85	151	237	34	19	5	4
Unweighted Base	1935	44	373	1081	437	508	1427	51	173	123	471	1117	1445	217	174	52	47

Notes
 Z-test = ▲ ▼ Significantly higher / lower 2024 than 2022 at 95% confidence level.
 Rank: PO=Police Officer / SGT=Sergeant / 2ND LT=2ND Lieutenant / 1ST LT=1ST Lieutenant / EXO=Executive Officer.
 Q8. Do officers have adequate mechanisms to report unethical behavior within the PR Police?

Table 8.2
Officers Have Adequate Mechanisms to Report Unethical Behavior within the PR Police

Yr 2024	TOTAL	POLICE AREA													
		San Juan	Arecibo	Ponce	Humacao	Mayagüez	Caguas	Bayamón	Carolina	Guayama	Aguadilla	Utua	Fajardo	Aibonito	Head-quarters
Percentage (%)															
Yes	85.0 ▲	84.0 ▲	78.0	87.0 ▲	89.0	84.0	81.0	81.0	81.0	89.0	82.0	95.0 ▲	83.0	92.0	88.0
No	15.0 ▼	16.0 ▼	22.0	13.0 ▼	11.0	16.0	19.0	19.0	19.0	11.0	18.0	5.0 ▼	17.0	8.0	12.0
Frequency															
Yes	1636	141	105	155	58	145	104	200	109	63	101	71	71	80	233
No	299	27	30	23	7	28	25	46	25	8	22	4	15	7	32
Unweighted Base	1935	168	135	178	65	173	129	246	134	71	123	75	86	87	265

Notes
 Z-test = ▲ ▼ Significantly higher / lower 2024 than 2022 at 95% confidence level.
 Q8. Do officers have adequate mechanisms to report unethical behavior within the PR Police?

The 2024 measurement shows that most officers (85%, up from 77% in 2022) also indicate that there are adequate mechanisms in place to report unethical behavior within the PR Police.

- In 2024, the No response is higher among 24–34-year-old officers (25%) and those from the Arecibo region (22%).

Figure 9

Level of Agreement that the Promotion Processes Are Transparent, Equitable and Fair

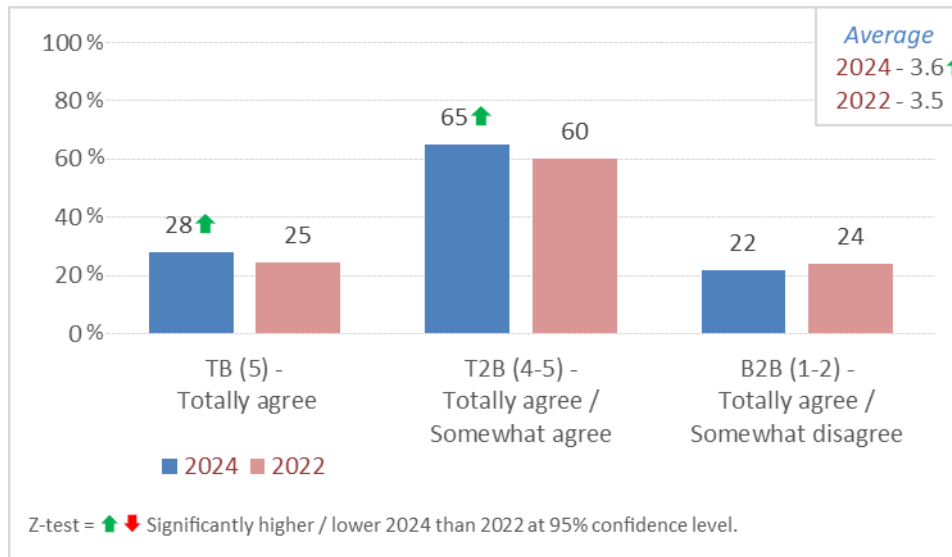


Table 9.1

Level of Agreement that the Promotion Processes Are Transparent, Equitable and Fair

Yr 2024	TOTAL	AGE				GENDER		YEARS IN SERVICE					OFFICER RANK				
		24 - 34 years	35 - 44 years	45 - 54 years	55 - 62 years	Female	Male	0 - 9 years	10 - 14 years	15 - 19 years	20 - 24 years	25 + years	PO	SGT	2 ND LT	1 ST LT	EXO
Percentage (%)																	
(5) Totally agree	28.3	25.0	28.7	26.5	32.5	22.8	30.2	21.6	26.0	32.5	30.6	27.5	29.2	23.0	27.0	25.0	31.9
(4) Somewhat agree	37.0	38.6	35.9	37.7	35.7	39.2	36.2	35.3	39.9	38.2	32.7	38.2	36.7	40.1	35.6	38.5	31.9
(3) Nor agree, nor disagree	12.8	13.6	11.3	13.6	11.9	14.2	12.3	15.7	11.0	10.6	13.6	12.8	14.0	9.7	9.2	7.7	8.5
(2) Somewhat disagree	10.6	6.8	11.3	10.5	10.5	13.0	9.7	9.8	9.2	7.3	11.3	10.9	10.4	11.1	10.9	11.5	12.8
(1) Totally disagree	11.4	15.9	12.9	11.6	9.4	10.8	11.6	17.6	13.9	11.4	11.9	10.6	9.7	16.1	17.2	17.3	14.9
TOP 2 BOX (4, 5)	65.2	63.6	64.6	64.3	68.2	62.0	66.4	56.9	65.9	70.7	63.3	65.7	66.0	63.1	62.6	63.5	63.8
BOT 2 BOX (1, 2)	22.0	22.7	24.1	22.1	19.9	23.8	21.4	27.5	23.1	18.7	23.1	21.5	20.1	27.2	28.2	28.8	27.7
AVERAGE	3.6	3.5	3.6	3.6	3.7	3.5	3.6	3.3	3.6	3.7	3.6	3.6	3.7	3.4	3.4	3.4	3.5
Frequency																	
(5) Totally agree	547	11	107	287	142	116	431	11	45	40	144	307	422	50	47	13	15
(4) Somewhat agree	715	17	134	408	156	199	516	18	69	47	154	427	531	87	62	20	15
(3) Nor agree, nor disagree	247	6	42	147	52	72	175	8	19	13	64	143	202	21	16	4	4
(2) Somewhat disagree	205	3	42	114	46	66	139	5	16	9	53	122	150	24	19	6	6
(1) Totally disagree	221	7	48	125	41	55	166	9	24	14	56	118	140	35	30	9	7
TOP 2 BOX (4, 5)	1262	28	241	695	298	315	947	29	114	87	298	734	953	137	109	33	30
BOT 2 BOX (1, 2)	426	10	90	239	87	121	305	14	40	23	109	240	290	59	49	15	13
Unweighted Base	1935	44	373	1081	437	508	1427	51	173	123	471	1117	1445	217	174	52	47

Notes

Z-test = (up arrow) (down arrow) Significantly higher / lower 2024 than 2022 at 95% confidence level.
 Rank: PO=Police Officer / SGT=Sergeant / 2ND LT=2ND Lieutenant / 1ST LT=1ST Lieutenant / EXO=Executive Officer.
 Q9. How much do you agree that the promotion processes are transparent, equitable, and fair?

Table 9.2
Level of Agreement that the Promotion Processes Are Transparent, Equitable and Fair

Yr 2024	TOTAL															POLICE AREA															
	San Juan	Arecibo	Ponce	Humacao	Mayagüez	Caguas	Bayamón	Carolina	Guayama	Aguadilla	Utuaado	Fajardo	Aibonito	Head-quarters																	
Percentage (%)																															
(5) Totally agree	28.3	19.0	28.1	29.8	33.8	28.9	27.1	24.8	28.4	38.0	26.0	36.0	23.3	24.1	34.3																
(4) Somewhat agree	37.0	38.7	40.0	34.8	29.2	42.8	29.5	40.2	32.1	29.6	39.0	46.7	30.2	49.4	33.2																
(3) Nor agree, nor disagree	12.8	16.7	11.1	11.8	12.3	11.0	6.2	15.4	14.9	14.1	13.8	4.0	22.1	10.3	12.1																
(2) Somewhat disagree	10.6	13.7	5.9	14.0	10.8	10.4	20.9	7.7	8.2	8.5	8.9	10.7	10.5	8.0	9.8																
(1) Totally disagree	11.4	11.9	14.8	9.6	13.8	6.9	16.3	11.8	16.4	9.9	12.2	2.7	14.0	8.0	10.6																
TOP 2 BOX (4, 5)	65.2	57.7	68.1	64.6	63.1	71.7	56.6	65.0	60.4	67.6	65.0	82.7	53.5	73.6	67.5																
BOT 2 BOX (1, 2)	22.0	25.6	20.7	23.6	24.6	17.3	37.2	19.5	24.6	18.3	21.1	13.3	24.4	16.1	20.4																
AVERAGE	3.6	3.4	3.6	3.6	3.6	3.8	3.3	3.6	3.5	3.8	3.6	4.0	3.4	3.7	3.7																
Frequency																															
(5) Totally agree	547	32	38	53	22	50	35	61	38	27	32	27	20	21	91																
(4) Somewhat agree	715	65	54	62	19	74	38	99	43	21	48	35	26	43	88																
(3) Nor agree, nor disagree	247	28	15	21	8	19	8	38	20	10	17	3	19	9	32																
(2) Somewhat disagree	205	23	8	25	7	18	27	19	11	6	11	8	9	7	26																
(1) Totally disagree	221	20	20	17	9	12	21	29	22	7	15	2	12	7	28																
TOP 2 BOX (4, 5)	1262	97	92	115	41	124	73	160	81	48	80	62	46	64	179																
BOT 2 BOX (1, 2)	426	43	28	42	16	30	48	48	33	13	26	10	21	14	54																
Unweighted Base	1935	168	135	178	65	173	129	246	134	71	123	75	86	87	265																

Notes
Z-test = Significantly higher / lower 2024 than 2022 at 95% confidence level.
Q9. How much do you agree that the promotion processes are transparent, equitable, and fair?

Nearly two out of three officers agree (65%) to some degree that the promotion processes are transparent, equitable and fair. This represents in 2024, a +5pp statistically significant increase from 60% in 2022. Still, just over one out of five officers (Yr24 22% ≈ Yr22 24%) indicate some level of disagreement with this indicator.

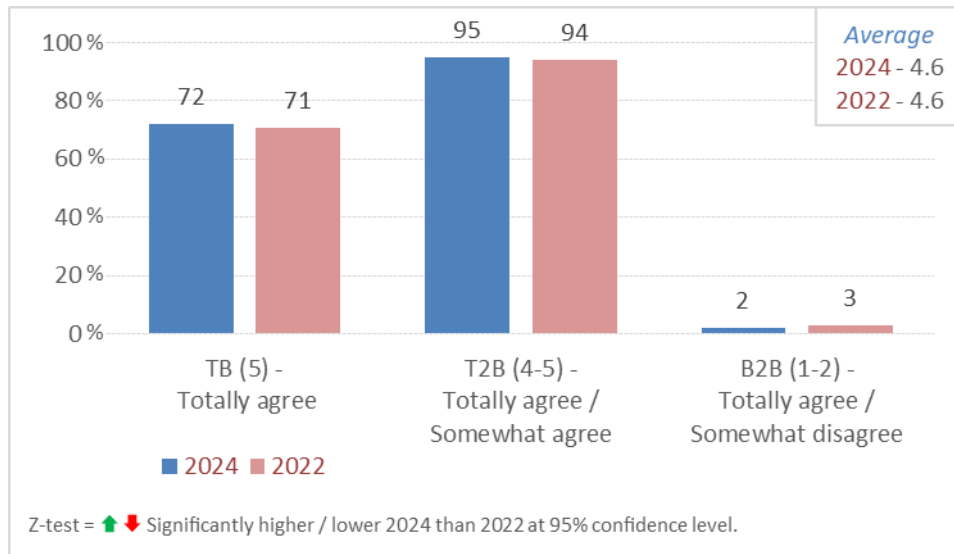
- In 2024, disagreement with this indicator is higher among officers with less than 10 years of experience (28%), and those in the Caguas (37%), San Juan (26%) and Fajardo (24%) areas.
- Compared to 2022, males (Yr24 30% ↑ Yr22 25%), PO rank (Yr24 29% ↑ Yr22 24%) and Utuaado region (Yr24 36% ↑ Yr22 20%) showed a statistically significant increase in “Total agreement” in 2024. San Juan area (Yr24 19% ↓ Yr22 29%) showed a statistically significant decrease in “Total agreement”.

USE OF FORCE

The main objectives of the Use of Force compliance area are to provide members of the Puerto Rico Police alternatives that allow the use of objectively reasonable force know how to reduce it and prohibit the use of excessive force. (PRPB Action Plans for Compliance with a Sustainable Reform – Electronic Version, p 3)

Figure 10

Level of Agreement that PR Police Officers Have Been Trained with Modern Techniques to Prevent the Excessive Use of Force When Intervening with Citizens



FPM PRPB SURVEY

Table 10.1

Level of Agreement that PR Police Officers Have Been Trained with Modern Techniques to Prevent the Excessive Use of Force When Intervening with Citizens

Yr 2024	TOTAL	AGE				GENDER		YEARS IN SERVICE					OFFICER RANK				
		24 - 34 years	35 - 44 years	45 - 54 years	55 - 62 years	Female	Male	0 - 9 years	10 - 14 years	15 - 19 years	20 - 24 years	25 + years	PO	SGT	2 ND LT	1 ST LT	EXO
Percentage (%)																	
(5) Totally agree	71.6	65.9	65.1	71.2	78.5	70.9	71.8	54.9	72.8↑	61.8	70.3	73.8	70.9	68.2↓	73.6	82.7	87.2
(4) Somewhat agree	22.9	22.7	26.5	24.1	16.9	24.2	22.4	31.4	17.9↓	28.5	24.2	22.1	23.0	27.6↑	23.0	11.5↓	10.6
(3) Nor agree, nor disagree	3.3	9.1	4.3	3.2	2.1	3.1	3.4	11.8	5.2	6.5↑	3.2	2.3	3.7	2.3	1.7	1.9	2.1
(2) Somewhat disagree	1.7	—	2.9	1.0↓	2.3	1.4	1.8	—	3.5	0.8	1.7	1.5	1.7	1.8	1.1	1.9	—
(1) Totally disagree	0.6	2.3	1.1	0.5	0.2	0.4	0.6	2.0	0.6	2.4	0.6	0.3	0.6	—	0.6	1.9	—
TOP 2 BOX (4, 5)	94.5	88.6	91.7	95.3	95.4	95.1	94.3	86.3	90.8	90.2	94.5	95.9	93.9	95.9	96.6	94.2	97.9
BOT 2 BOX (1, 2)	2.2	2.3	4.0	1.5	2.5	1.8	2.4	2.0	4.0	3.3	2.3	1.8	2.4	1.8	1.7	3.8	—
AVERAGE	4.6	4.5	4.5	4.7	4.7	4.6	4.6	4.4	4.6	4.5	4.6	4.7	4.6	4.6	4.7	4.7	4.9
Frequency																	
(5) Totally agree	1385	29	243	770	343	360	1025	28	126	76	331	824	1025	148	128	43	41
(4) Somewhat agree	443	10	99	260	74	123	320	16	31	35	114	247	332	60	40	6	5
(3) Nor agree, nor disagree	64	4	16	35	9	16	48	6	9	8	15	26	54	5	3	1	1
(2) Somewhat disagree	32	—	11	11	10	7	25	—	6	1	8	17	25	4	2	1	—
(1) Totally disagree	11	1	4	5	1	2	9	1	1	3	3	3	9	—	1	1	—
TOP 2 BOX (4, 5)	1828	39	342	1030	417	483	1345	44	157	111	445	1071	1357	208	168	49	46
BOT 2 BOX (1, 2)	43	1	15	16	11	9	34	1	7	4	11	20	34	4	3	2	—
Unweighted Base	1935	44	373	1081	437	508	1427	51	173	123	471	1117	1445	217	174	52	47

Notes

Z-test = ↑↓ Significantly higher / lower 2024 than 2022 at 95% confidence level.

Rank: PO=Police Officer / SGT=Sergeant / 2ND LT=2ND Lieutenant / 1ST LT=1ST Lieutenant / EXO=Executive Officer.

Q10. How much do you agree that the PR Police has trained its members with modern techniques necessary to prevent the excessive use of force when intervening with citizens?

Table 10.2

Level of Agreement that PR Police Officers Have Been Trained with Modern Techniques to Prevent the Excessive Use of Force When Intervening with Citizens

Yr 2024	TOTAL	POLICE AREA														Head-quarters
		San Juan	Arecibo	Ponce	Humacao	Mayagüez	Caguas	Bayamón	Carolina	Guayama	Aguadilla	Utuaado	Fajardo	Aibonito		
Percentage (%)																
(5) Totally agree	71.6	64.9	78.5	70.2	67.7	72.3	72.9	71.1	67.2	77.5	68.3	86.7↑	67.4	70.1	73.2	
(4) Somewhat agree	22.9	26.2	17.8	25.8	27.7	24.9	18.6	22.8	26.1	19.7	24.4	13.3	23.3	25.3	21.5	
(3) Nor agree, nor disagree	3.3	4.8	3.0	2.2	3.1	1.7	3.9	4.9	3.7	1.4	4.1	—	5.8	3.4	2.6	
(2) Somewhat disagree	1.7	1.8	0.7	1.7	1.5	1.2	3.1	0.8	2.2	1.4	3.3	—	3.5	1.1	1.5	
(1) Totally disagree	0.6	2.4	—	—	—	—	1.6	0.4	0.7	—	—	—	—	—	1.1	
TOP 2 BOX (4, 5)	94.5	91.1	96.3	96.1	95.4	97.1↑	91.5	93.9	93.3	97.2	92.7	100.0	90.7	95.4	94.7	
BOT 2 BOX (1, 2)	2.2	4.2	0.7	1.7	1.5	1.2	4.7	1.2	3.0	1.4	3.3	—	3.5	1.1	2.6	
AVERAGE	4.6	4.5	4.7	4.7	4.6	4.7	4.6	4.6	4.6	4.7	4.6	4.9↑	4.6	4.6	4.6	
Frequency																
(5) Totally agree	1385	109	106	125	44	125	94	175	90	55	84	65	58	61	194	
(4) Somewhat agree	443	44	24	46	18	43	24	56	35	14	30	10	20	22	57	
(3) Nor agree, nor disagree	64	8	4	4	2	3	5	12	5	1	5	—	5	3	7	
(2) Somewhat disagree	32	3	1	3	1	2	4	2	3	1	4	—	3	1	4	
(1) Totally disagree	11	4	—	—	—	—	2	1	1	—	—	—	—	—	3	
TOP 2 BOX (4, 5)	1828	153	130	171	62	168	118	231	125	69	114	75	78	83	251	
BOT 2 BOX (1, 2)	43	7	1	3	1	2	6	3	4	1	4	—	3	1	7	
Unweighted Base	1935	168	135	178	65	173	129	246	134	71	123	75	86	87	265	

Notes

Z-test = ↑↓ Significantly higher / lower 2024 than 2022 at 95% confidence level.

Q10. How much do you agree that the PR Police has trained its members with modern techniques necessary to prevent the excessive use of force when intervening with citizens?

As was the case in 2022, almost all officers agree that the PR Police have been trained with modern techniques to prevent the excessive use of force when intervening with citizens in 2024. (Yr24=95% ~ Yr22=94%)

- In 2024, agreement is high across all the demographic subgroups.
- Comparing 2024 with 2022, 10-14 years of service (Yr24=73% ↑ Yr22=63%) and Utuado (Yr24=87% ↑ Yr22=73%) show a statistically significant increase in “Total agreement”. SGT rank (Yr24=68% ↑ Yr22=78%) shows a statistically significant decrease in “Total agreement.”

Figure 11

PR Police Officers Respect and Protect the Right to Free Expression of Citizens When Responding to a Demonstration

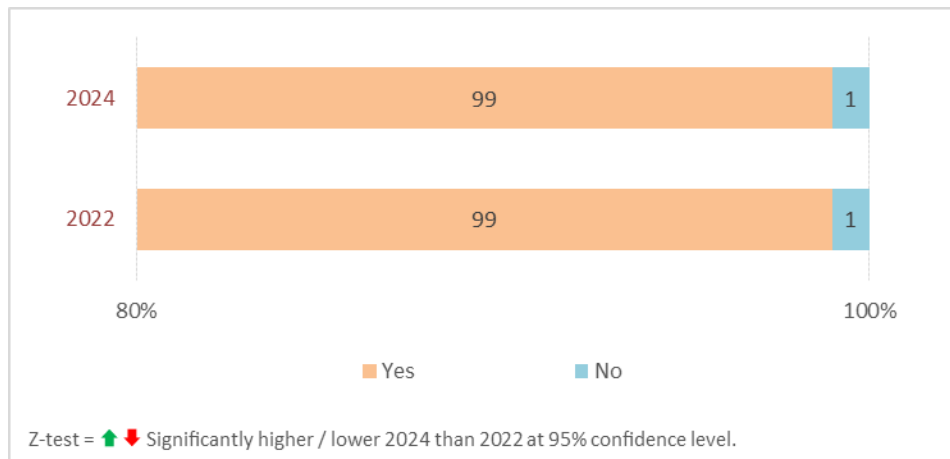


Table 11.1

PR Police Officers Respect and Protect the Right to Free Expression of Citizens When Responding to a Demonstration

Yr 2024	TOTAL	AGE				GENDER		YEARS IN SERVICE					OFFICER RANK					
		24 - 34 years	35 - 44 years	45 - 54 years	55 - 62 years	Female	Male	0 - 9 years	10 - 14 years	15 - 19 years	20 - 24 years	25 + years	PO	SGT	2 ND LT	1 ST LT	EXO	
Percentage (%)																		
Yes	99.0	98.0	99.0	99.0	99.0	99.0	99.0	98.0	98.0	99.0	99.0	99.0	99.0	99.0	99.0	99.0	100.0	100.0
No	1.0	2.0	1.0	1.0	1.0	1.0	1.0	2.0	2.0	1.0	1.0	1.0	1.0	1.0	1.0	1.0	—	—
Frequency																		
Yes	1914	43	369	1070	432	501	1413	50	170	122	464	1108	1428	214	173	52	47	
No	21	1	4	11	5	7	14	1	3	1	7	9	17	3	1	—	—	
Unweighted Base	1935	44	373	1081	437	508	1427	51	173	123	471	1117	1445	217	174	52	47	

Notes

Z-test = ▲ ▼ Significantly higher / lower 2024 than 2022 at 95% confidence level.

Rank: PO=Police Officer / SGT=Sergeant / 2ND LT=2ND Lieutenant / 1ST LT=1ST Lieutenant / EXO=Executive Officer.

Q11. Do you consider that members of the Police respect and protect the right to free expression of citizens when responding to a demonstration such as: strikes, marches, etc.?

Table 11.2

PR Police Officers Respect and Protect the Right to Free Expression of Citizens When Responding to a Demonstration

Yr 2024	POLICE AREA															
	TOTAL	San Juan	Arecibo	Ponce	Humacao	Mayagüez	Caguas	Bayamón	Carolina	Guayama	Aguadilla	Utuado	Fajardo	Aibonito	Head-quarters	
Percentage (%)																
Yes	99.0	99.0	99.0	100.0	98.0	99.0	98.0	98.0	98.0	100.0	98.0	99.0	100.0	100.0	99.0	
No	1.0	1.0	1.0	—	2.0	1.0	2.0	2.0	2.0	—	2.0	1.0	—	—	1.0	
Frequency																
Yes	1914	166	134	178	64	171	127	242	131	71	121	74	86	87	262	
No	21	2	1	—	1	2	2	4	3	—	2	1	—	—	3	
Unweighted Base	1935	168	135	178	65	173	129	246	134	71	123	75	86	87	265	

Notes

Z-test = ▲ ▼ Significantly higher / lower 2024 than 2022 at 95% confidence level.

Q11. Do you consider that members of the Police respect and protect the right to free expression of citizens when responding to a demonstration such as: strikes, marches, etc.?

Virtually all officers agree that the PR Police respect and protect the citizens’ right to free expression when they respond to a demonstration. No change is observed from 2022.

Figure 12

Resources that PR Police Officers Have to Protect Citizens' Right to Free Expression During a Demonstration or Conglomeration of People Situation

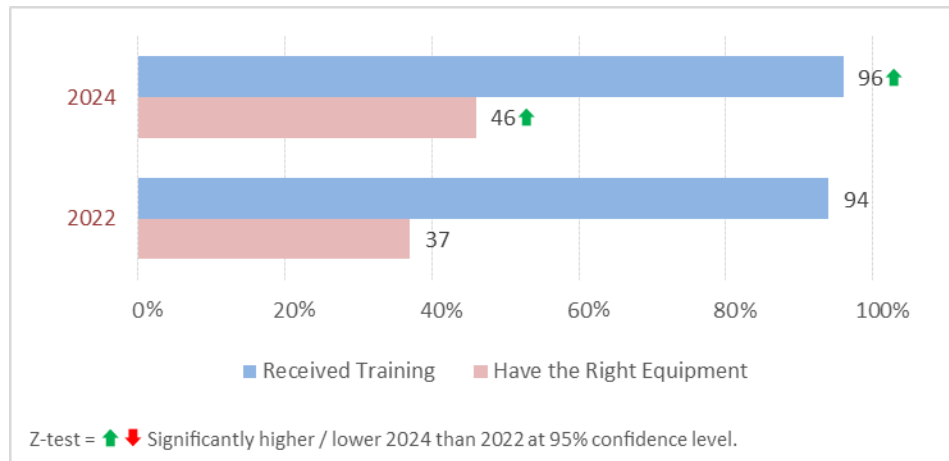


Table 12.1

Resources that PR Police Officers Have to Protect Citizens' Right to Free Expression During A Demonstration or Conglomeration of People Situation

Yr 2024	TOTAL	AGE				GENDER		YEARS IN SERVICE					OFFICER RANK				
		24 - 34 years	35 - 44 years	45 - 54 years	55 - 62 years	Female	Male	0 - 9 years	10 - 14 years	15 - 19 years	20 - 24 years	25 + years	PO	SGT	2 ND LT	1 ST LT	EXO
Percentage (%)																	
(1) Have received training, but do not have the right equipment	51.0↓	66.0↑	50.0↓	52.0↓	48.0↓	50.0↓	52.0↓	67.0	49.0	54.0	49.0↓	52.0↓	50.0↓	54.0	63.0	50.0	38.0
(2) Have not received training, but have the right equipment	1.0	—	1.0	1.0	1.0↑	1.0↓	1.0	—	1.0	—	1.0	1.0	1.0	2.0	1.0	—	—
(3) Have received the training and have the right equipment	45.0↑	32.0	44.0↑	44.0↑	49.0↑	47.0↑	44.0↑	29.0	46.0	40.0	47.0↑	45.0↑	46.0↑	40.0	36.0	48.0	60.0
(4) Have not received training, nor do have the right equipment	3.0↓	2.0	5.0	2.0	2.0	3.0	3.0↓	4.0	5.0	7.0	3.0	2.0↓	3.0	3.0	1.0	2.0	2.0
TRAINING (1, 3)	96.0↑	98.0	95.0	96.0	97.0	97.0	96.0	96.0	95.0	93.0	96.0	97.0	96.0↑	94.0	98.0	98.0	98.0
RIGHT EQUIPMENT (2, 3)	46.0↑	32.0	45.0↑	45.0↑	50.0↑	48.0↑	45.0↑	29.0	46.0	40.0	48.0↑	46.0↑	47.0↑	42.0	37.0	48.0	60.0
Frequency																	
(1) Have received training, but do not have the right equipment	995	29	188	567	211	252	743	34	85	66	230	580	724	118	109	26	18
(2) Have not received training, but have the right equipment	22	—	2	14	6	3	19	—	1	—	5	16	15	5	2	—	—
(3) Have received the training and have the right equipment	864	14	165	473	212	239	625	15	79	49	220	501	662	87	62	25	28
(4) Have not received training, nor do have the right equipment	54	1	18	27	8	14	40	2	8	8	16	20	44	7	1	1	1
TRAINING (1, 3)	1859	43	353	1040	423	491	1368	49	164	115	450	1081	1386	205	171	51	46
RIGHT EQUIPMENT (2, 3)	886	14	167	487	218	242	644	15	80	49	225	517	677	92	64	25	28
Unweighted Base	1935	44	373	1081	437	508	1427	51	173	123	471	1117	1445	217	174	52	47

Notes

Z-test = ↑↓ Significantly higher / lower 2024 than 2022 at 95% confidence level.

Rank: PO=Police Officer / SGT=Sergeant / 2ND LT=2ND Lieutenant / 1ST LT=1ST Lieutenant / EXO=Executive Officer.

Q12. Which of the following alternatives best describes the resources you have to protect the right to free expression of citizens during a demonstration or situation of conglomeration of people?

Table 12.2

Resources that PR Police Officers Have to Protect Citizens' Right to Free Expression During A Demonstration or Conglomeration of People Situation

Yr 2024	TOTAL	POLICE AREA														
		San Juan	Arecibo	Ponce	Humacao	Mayagüez	Caguas	Bayamón	Carolina	Guayama	Aguadilla	Utuaado	Fajardo	Aibonito	Head-quarters	
Percentage (%)																
(1) Have received training, but do not have the right equipment	51.0↓	57.0	48.0↓	49.0↓	54.0	58.0	50.0	57.0	52.0	41.0↓	59.0	41.0	52.0	53.0	42.0	
(2) Have not received training, but have the right equipment	1.0	1.0	3.0	1.0	—	1.0	1.0	1.0	1.0	4.0	2.0	—	2.0	—	—	
(3) Have received the training and have the right equipment	45.0↑	39.0	46.0↑	48.0↑	43.0	39.0↑	47.0	39.0	42.0↑	52.0↑	33.0	59.0	43.0	39.0	57.0	
(4) Have not received training, nor do have the right equipment	3.0↓	4.0	3.0	2.0	3.0	2.0	2.0	3.0↓	4.0	3.0	6.0	—	2.0	8.0	1.0	
TRAINING (1, 3)	96.0↑	96.0	94.0	97.0	97.0	97.0	98.0	96.0↑	94.0	93.0	92.0	100.0	95.0	92.0	99.0↑	
RIGHT EQUIPMENT (2, 3)	46.0↑	40.0	49.0↑	49.0↑	43.0	39.0	48.0	40.0	43.0↑	56.0↑	35.0	59.0	45.0	39.0	57.0	
Frequency																
(1) Have received training, but do not have the right equipment	995	95	65	88	35	101	65	140	70	29	73	31	45	46	112	
(2) Have not received training, but have the right equipment	22	1	4	2	—	1	1	2	2	3	3	—	2	—	1	
(3) Have received the training and have the right equipment	864	66	62	85	28	67	61	97	56	37	40	44	37	34	150	
(4) Have not received training, nor do have the right equipment	54	6	4	3	2	4	2	7	6	2	7	—	2	7	2	
TRAINING (1, 3)	1859	161	127	173	63	168	126	237	126	66	113	75	82	80	262	
RIGHT EQUIPMENT (2, 3)	886	67	66	87	28	68	62	99	58	40	43	44	39	34	151	
Unweighted Base	1935	168	135	178	65	173	129	246	134	71	123	75	86	87	265	

Notes

Z-test = ↑↓ Significantly higher / lower 2024 than 2022 at 95% confidence level.

Q12. Which of the following alternatives best describes the resources you have to protect the right to free expression of citizens during a demonstration or situation of conglomeration of people?

Overall, almost all officers indicate that they have received training with regards to the right of free expression during a demonstration (Yr24 96% ≈ Yr22 94%), but there is some disagreement on whether they have the right equipment (around half say they do not) (Yr24 46% ↑ Yr22 37%). Still, this proportion of those indicating that they do not have the right equipment is lower than in 2022 (Yr24 54% ↓ Yr22 63%). In 2024 (compared to 2022), they show a statistically significant increase in having received training and having the appropriate equipment (Yr24 45% ↑ Yr22 35%).

- In 2024, does not have the right equipment response is higher among age 24-34 officers (68%), those with less than 10 years of experience (71%), 2nd LT rank officers (64%), and those from the San Juan (61%), Aibonito (61%) and Aguadilla (65%) areas.

Figure 13

PR Police Officers Have Received Effective Training to Intervene Appropriately with Citizens with Mental Health Problems

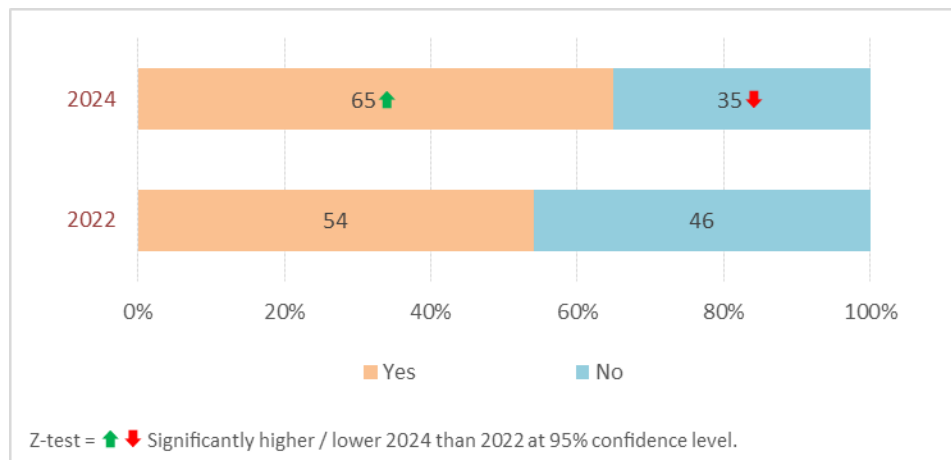


Table 13.1

PR Police Officers Have Received Effective Training to Intervene Appropriately with Citizens with Mental Health Problems

Yr 2024	TOTAL	AGE				GENDER		YEARS IN SERVICE					OFFICER RANK				
		24 - 34 years	35 - 44 years	45 - 54 years	55 - 62 years	Female	Male	0 - 9 years	10 - 14 years	15 - 19 years	20 - 24 years	25 + years	PO	SGT	2 ND LT	1 ST LT	EXO
Percentage (%)																	
Yes	65.0 ▲	68.0 ▲	66.0 ▲	64.0 ▲	66.0 ▲	65.0 ▲	64.0 ▲	73.0	68.0 ▲	64.0	64.0 ▲	64.0 ▲	66.0 ▲	58.0	62.0	65.0 ▲	74.0 ▲
No	35.0 ▼	32.0	34.0 ▼	36.0 ▼	34.0 ▼	35.0 ▼	36.0 ▼	27.0	32.0 ▼	36.0	36.0 ▼	36.0 ▼	34.0 ▼	42.0	38.0	35.0 ▼	26.0 ▼
Frequency																	
Yes	1251	30	245	688	288	331	920	37	118	79	302	715	949	125	108	34	35
No	684	14	128	393	149	177	507	14	55	44	169	402	496	92	66	18	12
Unweighted Base	1935	44	373	1081	437	508	1427	51	173	123	471	1117	1445	217	174	52	47

Notes

Z-test = ▲ ▼ Significantly higher / lower 2024 than 2022 at 95% confidence level.
 Rank: PO=Police Officer / SGT=Sergeant / 2ND LT=2ND Lieutenant / 1ST LT=1ST Lieutenant / EXO=Executive Officer.
 Q13. Have the members of the PR Police received effective training to intervene appropriately with citizens who have mental health problems?

Table 13.2

PR Police Officers Have Received Effective Training to Intervene Appropriately with Citizens with Mental Health Problems

Yr 2024	TOTAL	POLICE AREA														Head-quarters
		San Juan	Arecibo	Ponce	Humacao	Mayagüez	Caguas	Bayamón	Carolina	Guayama	Aguadilla	Utua	Fajardo	Aibonito		
Percentage (%)																
Yes	65.0 ▲	64.0	68.0 ▲	57.0 ▲	68.0	53.0	64.0	64.0	69.0	79.0 ▲	54.0	76.0 ▲	74.0 ▲	62.0	70.0	
No	35.0 ▼	36.0	32.0 ▼	43.0 ▼	32.0	47.0	36.0	36.0	31.0	21.0 ▼	46.0	24.0 ▼	26.0 ▼	38.0	30.0	
Frequency																
Yes	1251	107	92	102	44	91	82	158	92	56	67	57	64	54	185	
No	684	61	43	76	21	82	47	88	42	15	56	18	22	33	80	
Unweighted Base	1935	168	135	178	65	173	129	246	134	71	123	75	86	87	265	

Notes

Z-test = ▲ ▼ Significantly higher / lower 2024 than 2022 at 95% confidence level.
 Q13. Have the members of the PR Police received effective training to intervene appropriately with citizens who have mental health problems?

Around two out of three officers (65%) indicate they have received effective training to intervene appropriately with citizens with mental health problems. This represents in 2024 a +11pp statistically significant change from 54% in 2022.

- In 2024, Aguadilla (46%), Ponce (43%) and Mayagüez (47%) areas there is a relatively higher No response to this indicator. Among ranks, SGT (42%) and 2nd LT (38%) ranks officers indicate a higher No response as well.

SEARCHES AND SEIZURES

The main objectives of the Search and Seizures compliance area is to ensure that all detentions, arrests, searches and seizures are carried out respecting the rights, privileges and immunities guaranteed and protected by the Constitution and the laws of the United States and ELA. (PRPB Action Plans for Compliance with a Sustainable Reform – Electronic Version, p 3)

Figure 14

PR Police Officers Explain the Reasons in a Clear and Respectful Manner when Intervene with a Citizen

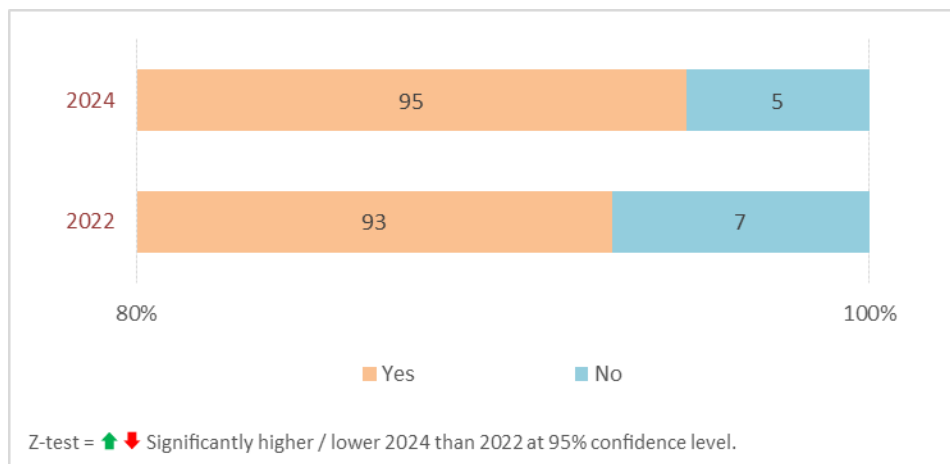


Table 14.1

PR Police Officers Explain the Reasons in a Clear and Respectful Manner when Intervene with a Citizen

Yr 2024	TOTAL	AGE				GENDER		YEARS IN SERVICE					OFFICER RANK				
		24 - 34 years	35 - 44 years	45 - 54 years	55 - 62 years	Female	Male	0 - 9 years	10 - 14 years	15 - 19 years	20 - 24 years	25 + years	PO	SGT	2 ND LT	1 ST LT	EXO
Percentage (%)																	
Yes	95.0	95.0	96.0	95.0	94.0	92.0	95.0	94.0	96.0	97.0	95.0	94.0	95.0	94.0	95.0	90.0	96.0
No	5.0	5.0	4.0	5.0	6.0	8.0	5.0	6.0	4.0	3.0	5.0	6.0	5.0	6.0	5.0	10.0	4.0
Frequency																	
Yes	1831	42	357	1023	409	469	1362	48	166	119	449	1049	1369	205	165	47	45
No	104	2	16	58	28	39	65	3	7	4	22	68	76	12	9	5	2
Unweighted Base	1935	44	373	1081	437	508	1427	51	173	123	471	1117	1445	217	174	52	47

Notes

Z-test = ▲ ▼ Significantly higher / lower 2024 than 2022 at 95% confidence level.

Rank: PO=Police Officer / SGT=Sergeant / 2ND LT=2ND Lieutenant / 1ST LT=1ST Lieutenant / EXO=Executive Officer.

Q14. Do the members of the PR Police explain in a clear and respectful way the reasons when they intervene with a citizen?

Table 14.2

PR Police Officers Explain the Reasons in a Clear and Respectful Manner when Intervene with a Citizen

Yr 2024	POLICE AREA															
	TOTAL	San Juan	Arecibo	Ponce	Humacao	Mayagüez	Caguas	Bayamón	Carolina	Guayama	Aguadilla	Utuado	Fajardo	Aibonito	Head-quarters	
Percentage (%)																
Yes	95.0	95.0	96.0	93.0	94.0	97.0	95.0	95.0	90.0	89.0	93.0	97.0	98.0	98.0	95.0	
No	5.0	5.0	4.0	7.0	6.0	3.0	5.0	5.0	10.0	11.0	7.0	3.0	2.0	2.0	5.0	
Frequency																
Yes	1831	159	130	166	61	167	123	233	121	63	114	73	84	85	252	
No	104	9	5	12	4	6	6	13	13	8	9	2	2	2	13	
Unweighted Base	1935	168	135	178	65	173	129	246	134	71	123	75	86	87	265	

Notes

Z-test = ▲ ▼ Significantly higher / lower 2024 than 2022 at 95% confidence level.

Q14. Do the members of the PR Police explain in a clear and respectful way the reasons when they intervene with a citizen?

As was the case in 2022, almost all officers agree that PR Police officers explain the reasons for intervening with a citizen in a clear and respectful manner in 2024 ($Yr24:95\% \approx Yr22:93\%$).

Figure 15

PR Police Officers Frequency that Have Justified Reasons When Make Arrests, Searches or Seizures of Any Citizen or Property, or Seizures Based on Probable Cause as Established By Law

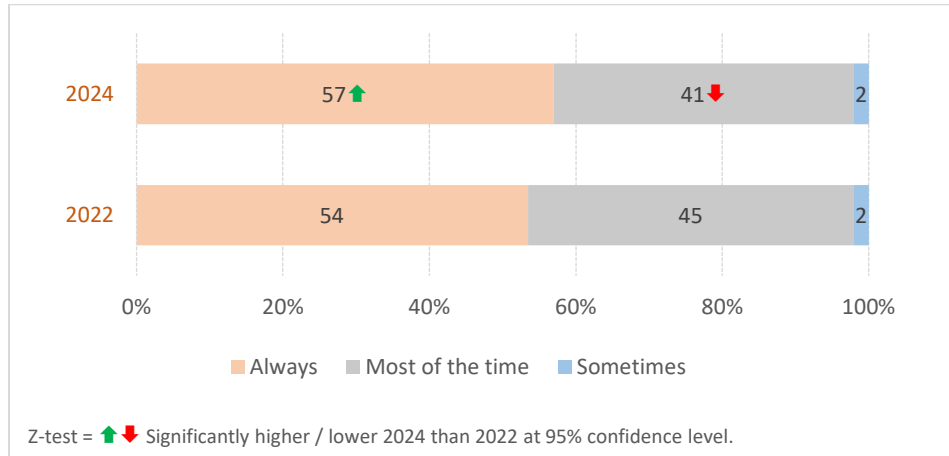


Table 15.1

PR Police Officers Frequency that Have Justified Reasons When Make Arrests, Searches or Seizures of Any Citizen or Property, or Seizures Based on Probable Cause as Established By Law

Yr 2024	TOTAL	AGE				GENDER		YEARS IN SERVICE					OFFICER RANK				
		24 - 34 years	35 - 44 years	45 - 54 years	55 - 62 years	Female	Male	0 - 9 years	10 - 14 years	15 - 19 years	20 - 24 years	25 + years	PO	SGT	2 ND LT	1 ST LT	EXO
Percentage (%)																	
Always	57.0 ▲	55.0	57.0	57.0	57.0 ▲	57.0	57.0	51.0	57.0	63.0	58.0	56.0	57.0	57.0	55.0	54.0	64.0
Most of the time	41.0 ▼	41.0	40.0	41.0	41.0 ▼	42.0	41.0	45.0	40.0	35.0 ▼	39.0	42.0	41.0	41.0	45.0	44.0	34.0
Sometimes	2.0	2.0	2.0	2.0	2.0	1.0	2.0	2.0	2.0	2.0	2.0	2.0	2.0	1.0	1.0	2.0	—
Almost never	—	—	—	—	—	—	—	—	—	—	—	—	—	—	—	—	2.0
Never	—	2.0	—	—	—	—	—	2.0	1.0	—	—	—	—	—	—	—	—
Frequency																	
Always	1101	24	213	613	251	288	813	26	99	77	275	624	825	123	95	28	30
Most of the time	794	18	151	447	178	211	583	23	69	43	186	473	587	90	78	23	16
Sometimes	34	1	8	18	7	7	27	1	4	3	8	18	29	3	1	1	—
Almost never	2	—	—	2	—	—	2	—	—	—	—	2	—	1	—	—	1
Never	4	1	1	1	1	2	2	1	1	—	2	—	4	—	—	—	—
Unweighted Base	1935	44	373	1081	437	508	1427	51	173	123	471	1117	1445	217	174	52	47

Notes

Z-test = ▲ ▼ Significantly higher / lower 2024 than 2022 at 95% confidence level.

Rank: PO=Police Officer / SGT=Sergeant / 2ND LT=2ND Lieutenant / 1ST LT=1ST Lieutenant / EXO=Executive Officer.

Q15. How often do members of the PR Police have justified reasons when they make arrests, searches or raids on any citizen or property, or make seizures based on probable cause as established by law?

Table 15.2

PR Police Officers Frequency that Have Justified Reasons When Make Arrests, Searches or Seizures of Any Citizen or Property, or Seizures Based on Probable Cause as Established By Law

Yr 2024	TOTAL	POLICE AREA													
		San Juan	Arecibo	Ponce	Humacao	Mayagüez	Caguas	Bayamón	Carolina	Guayama	Aguadilla	Utuaado	Fajardo	Aibonito	Head-quarters
Percentage (%)															
Always	57.0 ▲	52.0	60.0	58.0	52.0	60.0	50.0	55.0	57.0	66.0 ▲	58.0	65.0	49.0	57.0	58.0
Most of the time	41.0 ▼	44.0	36.0	40.0	46.0	38.0	48.0	42.0	40.0	31.0 ▼	41.0	35.0	50.0	43.0	40.0
Sometimes	2.0	2.0	3.0	2.0	2.0	2.0	2.0	3.0	1.0	3.0	1.0	—	1.0	—	2.0
Almost never	—	—	—	—	—	—	—	—	—	—	1.0	—	—	—	—
Never	—	1.0	1.0	—	—	—	—	—	1.0	—	—	—	—	—	—
Frequency															
Always	1101	88	81	103	34	104	65	136	77	47	71	49	42	50	154
Most of the time	794	74	49	72	30	66	62	103	54	22	50	26	43	37	106
Sometimes	34	4	4	3	1	3	2	7	2	2	1	—	1	—	4
Almost never	2	—	—	—	—	—	—	—	—	—	1	—	—	—	1
Never	4	2	1	—	—	—	—	—	1	—	—	—	—	—	—
Unweighted Base	1935	168	135	178	65	173	129	246	134	71	123	75	86	87	265

Notes

Z-test = ▲ ▼ Significantly higher / lower 2024 than 2022 at 95% confidence level.

Q15. How often do members of the PR Police have justified reasons when they make arrests, searches or raids on any citizen or property, or make seizures based on probable cause as established by law?

Virtually all officers agree that PR police officer have justified reasons at least most of the time when making arrests, searches or seizures of any citizen or property based on probable cause. Overall, there is no significant change from 2022. In 2024, there was a statistically significant increase in “always” having justified reasons. (Yr24 57% ▲ Yr22 54%).

- In 2024, the 55-62 age group (Yr24 57% ▲ Yr22 49%) and Guayama area (Yr24 66% ▲ Yr22 44%) show a statistically significant increase in “always” having justified reasons

Figure 16

Treatment Provided By PR Police Officers to Citizens During Interventions

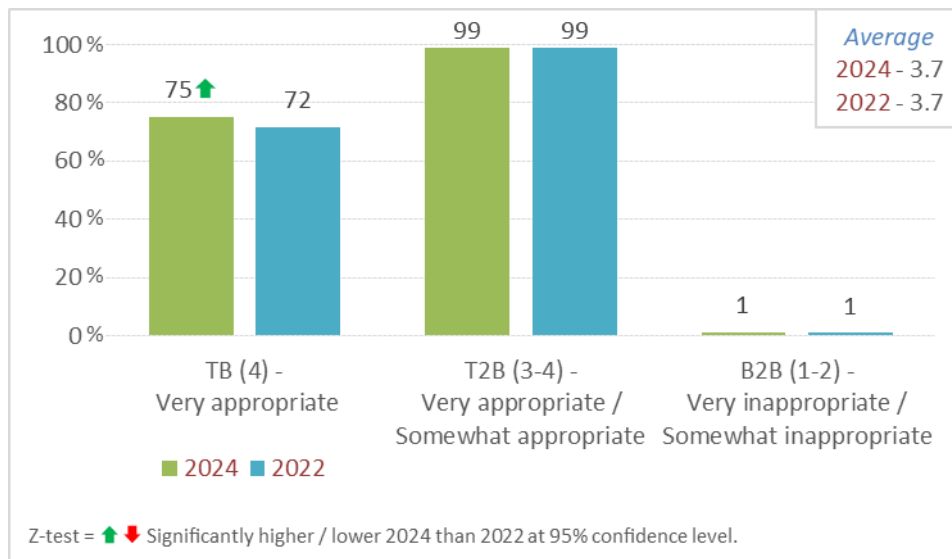


Table 16.1

Treatment Provided By PR Police Officers to Citizens During Interventions

Yr 2024	TOTAL	AGE				GENDER		YEARS IN SERVICE					OFFICER RANK				
		24 - 34 years	35 - 44 years	45 - 54 years	55 - 62 years	Female	Male	0 - 9 years	10 - 14 years	15 - 19 years	20 - 24 years	25 + years	PO	SGT	2 ND LT	1 ST LT	EXO
Percentage (%)																	
(4) Very appropriate	74.9 ▲	81.8	78.0 ▲	73.9	74.1	70.9	76.4	78.4	75.7	75.6	77.5 ▲	73.5	76.4 ▲	72.8	67.2 ▼	73.1	70.2
(3) Somewhat appropriate	24.2 ▼	15.9	21.2 ▼	25.4	24.5	28.3	22.7	19.6	23.1	22.0	22.1	25.7	22.8 ▼	26.3	31.6	23.1	29.8
(2) Somewhat inappropriate	0.5	—	0.3	0.3	1.4	0.8	0.4	—	0.6	0.8	0.4	0.5	0.3	0.5	1.1	3.8	—
(1) Very inappropriate	0.4	2.3	0.5	0.4	—	—	0.5	2.0	0.6	1.6	—	0.3	0.4	0.5	—	—	—
TOP 2 BOX (3, 4)	99.1	97.7	99.2	99.4	98.6	99.2	99.1	98.0	98.8	97.6	99.6	99.2	99.2	99.1	98.9	96.2	100.0
BOT 2 BOX (1, 2)	0.9	2.3	0.8	0.6	1.4	0.8	0.9	2.0	1.2	2.4	0.4	0.8	0.8	0.9	1.1	3.8	—
AVERAGE	3.7	3.8	3.8 ▲	3.7	3.7	3.7	3.8	3.8	3.7	3.7	3.8 ▲	3.7	3.8 ▲	3.7	3.7 ▼	3.7	3.7
Frequency																	
(4) Very appropriate	1450	36	291	799	324	360	1090	40	131	93	365	821	1104	158	117	38	33
(3) Somewhat appropriate	468	7	79	275	107	144	324	10	40	27	104	287	330	57	55	12	14
(2) Somewhat inappropriate	10	—	1	3	6	4	6	—	1	1	2	6	5	1	2	2	—
(1) Very inappropriate	7	1	2	4	—	—	7	1	1	2	—	3	6	1	—	—	—
TOP 2 BOX (3, 4)	1918	43	370	1074	431	504	1414	50	171	120	469	1108	1434	215	172	50	47
BOT 2 BOX (1, 2)	17	1	3	7	6	4	13	1	2	3	2	9	11	2	2	2	—
Unweighted Base	1935	44	373	1081	437	508	1427	51	173	123	471	1117	1445	217	174	52	47

Notes

Z-test = ▲ ▼ Significantly higher / lower 2024 than 2022 at 95% confidence level.

Rank: PO=Police Officer / SGT=Sergeant / 2ND LT=2ND Lieutenant / 1ST LT=1ST Lieutenant / EXO=Executive Officer.

Q16. How would you describe the treatment provided by the members of the PR Police to the citizens during the interventions?

Table 16.2
Treatment Provided By PR Police Officers to Citizens During Interventions

Yr 2024	TOTAL	POLICE AREA														
		San Juan	Arecibo	Ponce	Humacao	Mayagüez	Caguas	Bayamón	Carolina	Guayama	Aguadilla	Utuaado	Fajardo	Aibonito	Head-quarters	
Percentage (%)																
(4) Very appropriate	74.9 ↑	73.2	77.0	75.3 ↑	83.1	76.3	79.8	69.9	70.1	70.4	79.7	78.7	65.1	70.1	79.2	
(3) Somewhat appropriate	24.2 ↓	26.2	21.5	24.2 ↓	16.9	22.5	18.6	29.7	27.6	28.2	18.7	21.3	33.7	28.7	20.8	
(2) Somewhat inappropriate	0.5	—	1.5	—	—	1.2	1.6	0.4	0.7	—	0.8	—	1.2	—	—	
(1) Very inappropriate	0.4	0.6	—	0.6	—	—	—	—	1.5	1.4	0.8	—	—	1.1	—	
TOP 2 BOX (3, 4)	99.1	99.4	98.5	99.4	100.0	98.8	98.4	99.6	97.8	98.6	98.4	100.0	98.8	98.9	100.0	
BOT 2 BOX (1, 2)	0.9	0.6	1.5	0.6	—	1.2	1.6	0.4	2.2	1.4	1.6	—	1.2	1.1	—	
AVERAGE	3.7	3.7	3.8	3.7 ↑	3.8	3.8	3.8	3.7	3.7	3.7	3.8	3.8	3.6	3.7	3.8	
Frequency																
(4) Very appropriate	1450	123	104	134	54	132	103	172	94	50	98	59	56	61	210	
(3) Somewhat appropriate	468	44	29	43	11	39	24	73	37	20	23	16	29	25	55	
(2) Somewhat inappropriate	10	—	2	—	—	2	2	1	1	—	1	—	1	—	—	
(1) Very inappropriate	7	1	—	1	—	—	—	—	2	1	1	—	—	1	—	
TOP 2 BOX (3, 4)	1918	167	133	177	65	171	127	245	131	70	121	75	85	86	265	
BOT 2 BOX (1, 2)	17	1	2	1	—	2	2	1	3	1	2	—	1	1	—	
Unweighted Base	1935	168	135	178	65	173	129	246	134	71	123	75	86	87	265	

Notes

Z-test = ↑ ↓ Significantly higher / lower 2024 than 2022 at 95% confidence level.

Q16. How would you describe the treatment provided by the members of the PR Police to the citizens during the interventions?

Practically all officers describe the treatment provided by the PR Police to citizens during interventions as being appropriate, with seven out of ten overall classifying it as very appropriate (Yr24 75% ↑ Yr22 72%). There is no statistic significant change from 2022.

- In 2024 (compared to 2022), the 35-44 age group (Yr24 78% ↑ Yr22 70%), PO rank (Yr24 76% ↑ Yr22 71%) and Ponce region (Yr24 75% ↑ Yr22 65%) show a statistically significant increase in “Very appropriate” the treatment of citizens by Police officers during interventions. 2ND LT rank officers (Yr24 67% ↑ Yr22 77%) shows a statistically significant decrease in “Very appropriate”.

Figure 17

Police Officer Field Supervisors Follow the Standards to Respond to the Scene of an Arrest When Required

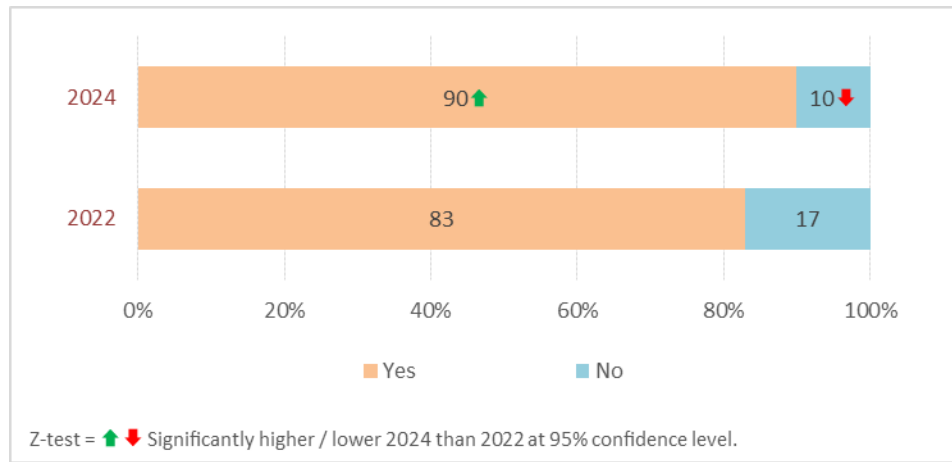


Table 17.1

Police Officer Field Supervisors Follow the Standards to Respond to the Scene of an Arrest When Required

Yr 2024	TOTAL	AGE				GENDER		YEARS IN SERVICE					OFFICER RANK				
		24 - 34 years	35 - 44 years	45 - 54 years	55 - 62 years	Female	Male	0 - 9 years	10 - 14 years	15 - 19 years	20 - 24 years	25 + years	PO	SGT	2 ND LT	1 ST LT	EXO
Percentage (%)																	
Yes	90.0 ↑	77.0	88.0 ↑	91.0 ↑	91.0 ↑	89.0 ↑	90.0 ↑	78.0	89.0	86.0	90.0 ↑	91.0 ↑	89.0 ↑	96.0	90.0	92.0	87.0
No	10.0 ↓	23.0	12.0 ↓	9.0 ↓	9.0 ↓	11.0 ↓	10.0 ↓	22.0	11.0	14.0	10.0 ↓	9.0 ↓	11.0 ↓	4.0	10.0	8.0	13.0
Frequency																	
Yes	1739	34	327	981	397	453	1286	40	154	106	423	1016	1285	208	157	48	41
No	196	10	46	100	40	55	141	11	19	17	48	101	160	9	17	4	6
Unweighted Base	1935	44	373	1081	437	508	1427	51	173	123	471	1117	1445	217	174	52	47

Notes
 Z-test = ↑ ↓ Significantly higher / lower 2024 than 2022 at 95% confidence level.
 Rank: PO=Police Officer / SGT=Sergeant / 2ND LT=2ND Lieutenant / 1ST LT=1ST Lieutenant / EXO=Executive Officer.
 Q17. Does a field supervisor comply with the regulations to respond to the scene of an arrest when required?

Table 17.2

Police Officer Field Supervisors Follow the Standards to Respond to the Scene of an Arrest When Required

Yr 2024	TOTAL	POLICE AREA													
		San Juan	Arecibo	Ponce	Humacao	Mayagüez	Caguas	Bayamón	Carolina	Guayama	Aguadilla	Utuaado	Fajardo	Aibonito	Head-quarters
Percentage (%)															
Yes	90.0 ↑	86.0	90.0 ↑	93.0 ↑	97.0 ↑	92.0	84.0	89.0	84.0	92.0	88.0 ↑	95.0	90.0 ↑	91.0	92.0
No	10.0 ↓	14.0	10.0 ↓	7.0 ↓	3.0 ↓	8.0	16.0	11.0	16.0	8.0	12.0 ↓	5.0	10.0 ↓	9.0	8.0
Frequency															
Yes	1739	145	122	165	63	159	108	219	113	65	108	71	77	79	245
No	196	23	13	13	2	14	21	27	21	6	15	4	9	8	20
Unweighted Base	1935	168	135	178	65	173	129	246	134	71	123	75	86	87	265

Notes
 Z-test = ↑ ↓ Significantly higher / lower 2024 than 2022 at 95% confidence level.
 Q17. Does a field supervisor comply with the regulations to respond to the scene of an arrest when required?

In 2024 measurement, nine out of ten officers (90%, a+7pp statistically significant increase from 83% in 2022) indicate field supervisors do follow the standards to respond the scene of an arrest when required.

- In 2024, the No response is higher among younger age officers (23%) and those with less than 10 years of experience (22%).

Figure 18

PR Police Has Practice that a Supervisor Officers Verifies that the Arrested Persons Have No Injuries, and If Have, Make Sure Receive Adequate Medical Attention

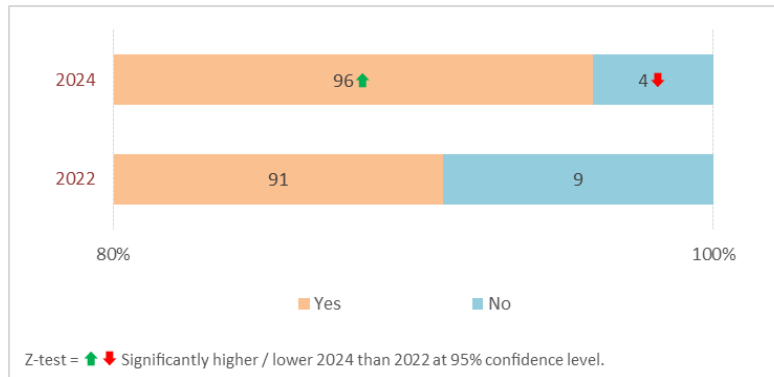


Table 18.1

PR Police Has Practice that a Supervisor Officers Verifies that the Arrested Persons Have No Injuries, and If Have, Make Sure Receive Adequate Medical Attention

Yr 2024	TOTAL	AGE				GENDER		YEARS IN SERVICE					OFFICER RANK				
		24 - 34 years	35 - 44 years	45 - 54 years	55 - 62 years	Female	Male	0 - 9 years	10 - 14 years	15 - 19 years	20 - 24 years	25 + years	PO	SGT	2 ND LT	1 ST LT	EXO
Percentage (%)																	
Yes	96.0 (↑)	93.0	95.0 (↑)	96.0 (↑)	95.0	93.0 (↑)	96.0 (↑)	92.0	95.0 (↑)	93.0	96.0 (↑)	96.0 (↑)	95.0 (↑)	99.0	96.0	98.0	91.0
No	4.0 (↓)	7.0	5.0 (↓)	4.0 (↓)	5.0	7.0 (↓)	4.0 (↓)	8.0	5.0 (↓)	7.0	4.0 (↓)	4.0 (↓)	5.0 (↓)	1.0	4.0	2.0	9.0
Frequency																	
Yes	1848	41	355	1037	415	472	1376	47	165	115	450	1071	1373	214	167	51	43
No	87	3	18	44	22	36	51	4	8	8	21	46	72	3	7	1	4
Unweighted Base	1935	44	373	1081	437	508	1427	51	173	123	471	1117	1445	217	174	52	47

Notes

Z-test = ↑ ↓ Significantly higher / lower 2024 than 2022 at 95% confidence level.

Rank: PO=Police Officer / SGT=Sergeant / 2ND LT=2ND Lieutenant / 1ST LT=1ST Lieutenant / EXO=Executive Officer.

Q18. Is it a practice in the PR Police that a supervisor verifies that those arrested do not have injuries, and if they do, make sure that they receive adequate medical attention?

Table 18.2

PR Police Has Practice that a Supervisor Officers Verifies that the Arrested Persons Have No Injuries, and If Have, Make Sure Receive Adequate Medical Attention

Yr 2024	POLICE AREA														
	TOTAL	San Juan	Arecibo	Ponce	Humacao	Mayagüez	Caguas	Bayamón	Carolina	Guayama	Aguadilla	Utuado	Fajardo	Aibonito	Head-quarters
Percentage (%)															
Yes	96.0 ▲	94.0	98.0	97.0 ▲	97.0	97.0	93.0	94.0	95.0	96.0	94.0	99.0	94.0	98.0	95.0 ▲
No	4.0 ▼	6.0	2.0	3.0 ▼	3.0	3.0	7.0	6.0	5.0	4.0	6.0	1.0	6.0	2.0	5.0 ▼
Frequency															
Yes	1848	158	132	173	63	167	120	231	127	68	116	74	81	85	253
No	87	10	3	5	2	6	9	15	7	3	7	1	5	2	12
Unweighted Base	1935	168	135	178	65	173	129	246	134	71	123	75	86	87	265

Notes

Z-test = ▲ ▼ Significantly higher / lower 2024 than 2022 at 95% confidence level.

Q18. Is it a practice in the PR Police that a supervisor verifies that those arrested do not have injuries, and if they do, make sure that they receive adequate medical attention?

Virtually all officers (96%) indicate that the PR Police has the practice of having supervisor officers verify if arrested parties are injured and, if so, to make sure they receive adequate medical attention. This indicator experiences a +5pp statistically significant in 2024, an increase from 91% in 2022.

EQUAL PROTECTION AND NON-DISCRIMINATION

The main objectives of the Equal Protection and Non-Discrimination compliance area is to guarantee that police services are provided in an equitable, respectful and prejudice-free manner, in a way that fosters the relations of the members of the Puerto Rico police with the community and optimizes crime prevention. (PRPB Action Plans for Compliance with a Sustainable Reform – Electronic Version, p 3)

Figure 19

PR Police Has Representation of Different Ethnic Groups or Sectors of Society in PR

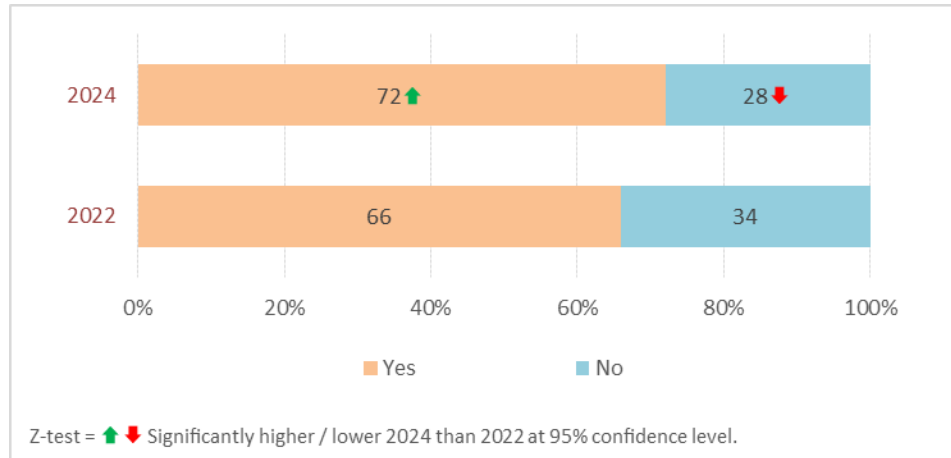


Table 19.1

PR Police Has Representation of Different Ethnic Groups or Sectors of Society in PR

Yr 2024	TOTAL	AGE				GENDER		YEARS IN SERVICE					OFFICER RANK				
		24 - 34 years	35 - 44 years	45 - 54 years	55 - 62 years	Female	Male	0 - 9 years	10 - 14 years	15 - 19 years	20 - 24 years	25 + years	PO	SGT	2 ND LT	1 ST LT	EXO
Percentage (%)																	
Yes	72.0▲	66.0	72.0	73.0▲	71.0	71.0▲	72.0▲	69.0	77.0	72.0	72.0▲	71.0▲	71.0▲	71.0	76.0	69.0	81.0
No	28.0▼	34.0	28.0	27.0▼	29.0	29.0▼	28.0▼	31.0	23.0	28.0	28.0▼	29.0▼	29.0▼	29.0	24.0	31.0	19.0
Frequency																	
Yes	1391	29	267	786	309	362	1029	35	134	88	339	795	1032	153	132	36	38
No	544	15	106	295	128	146	398	16	39	35	132	322	413	64	42	16	9
Unweighted Base	1935	44	373	1081	437	508	1427	51	173	123	471	1117	1445	217	174	52	47

Notes

Z-test = ▲ ▼ Significantly higher / lower 2024 than 2022 at 95% confidence level.
 Rank: PO=Police Officer / SGT=Sergeant / 2ND LT=2ND Lieutenant / 1ST LT=1ST Lieutenant / EXO=Executive Officer.
 Q19. Do you think that the PR Police has representation from different ethnic groups or sectors of society in Puerto Rico?

Table 19.2

PR Police Has Representation of Different Ethnic Groups or Sectors of Society in PR

Yr 2024	POLICE AREA														
	TOTAL	San Juan	Arecibo	Ponce	Humacao	Mayagüez	Caguas	Bayamón	Carolina	Guayama	Aguadilla	Utuaado	Fajardo	Aibonito	Head-quarters
	Percentage (%)														
Yes	72.0 ▲	66.0	70.0 ▲	70.0	75.0	71.0	76.0 ▲	66.0	74.0	77.0	67.0 ▲	76.0	71.0	68.0	81.0
No	28.0 ▼	34.0	30.0 ▼	30.0	25.0	29.0	24.0 ▼	34.0	26.0	23.0	33.0 ▼	24.0	29.0	32.0	19.0
	Frequency														
Yes	1391	111	95	125	49	122	98	163	99	55	83	57	61	59	214
No	544	57	40	53	16	51	31	83	35	16	40	18	25	28	51
Unweighted Base	1935	168	135	178	65	173	129	246	134	71	123	75	86	87	265

Notes
 Z-test = ▲ ▼ Significantly higher / lower 2024 than 2022 at 95% confidence level.
 Q19. Do you think that the PR Police has representation from different ethnic groups or sectors of society in Puerto Rico?

Around seven out of ten officers (72%) interviewed said that the PR Police does have representation from different ethnic groups or sectors in PR. This is in 2024, a +6pp statistically significant increase from 66% in 2022.

- In 2024, the disagreement with having representation is higher among officers ages 24-34 (34%). Among the different areas, San Juan (34%), Bayamon (34%), Aguadilla (33%) and Aibonito (32%) have a higher disagreement response.
- In 2024 (compared to 2022), PO rank ($Y_{24}76\% \uparrow Y_{22}71\%$) show a statistically significant increase in that there is representation of different ethnic groups or sectors of society in PR.

Figure 20

Level of Agreement that Supervisor Officers Treat All PR Police Officers in the Same Way without Any Kind of Discrimination

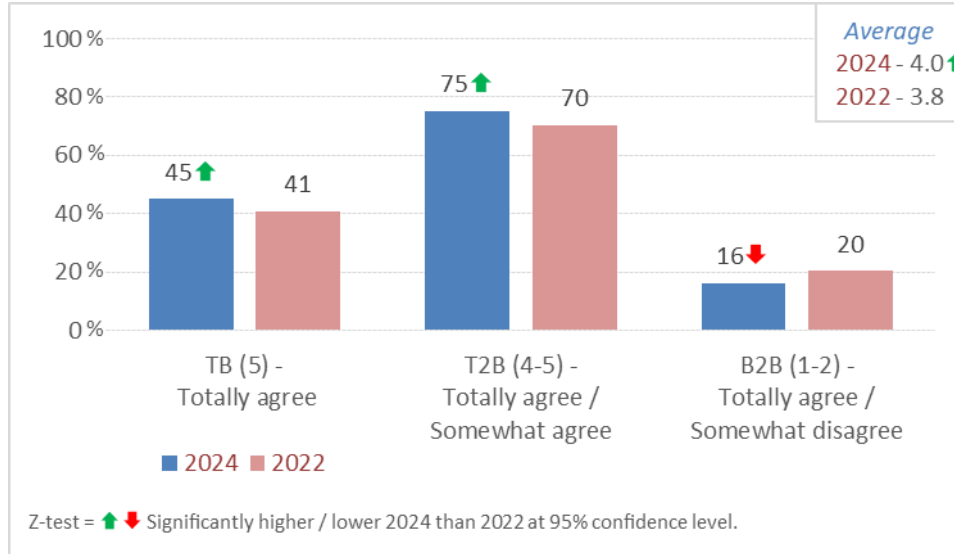


Table 20.1

Level of Agreement that Supervisor Officers Treat All PR Police Officers in the Same Way without Any Kind of Discrimination

Yr 2024	TOTAL	AGE				GENDER		YEARS IN SERVICE					OFFICER RANK				
		24 - 34 years	35 - 44 years	45 - 54 years	55 - 62 years	Female	Male	0 - 9 years	10 - 14 years	15 - 19 years	20 - 24 years	25 + years	PO	SGT	2 ND LT	1 ST LT	EXO
Percentage (%)																	
(5) Totally agree	44.7	31.8	41.8	43.2	52.2	39.4	46.6	29.4	44.5	44.7	43.7	45.8	41.2	59.4	50.6	48.1	59.6
(4) Somewhat agree	30.0	31.8	29.5	31.8	25.6	29.3	30.2	31.4	25.4	26.8	31.4	30.3	30.3	24.9	34.5	32.7	23.4
(3) Nor agree, nor disagree	9.3	9.1	11.3	8.9	8.5	9.8	9.0	9.8	13.3	9.8	8.5	8.9	10.7	5.5	4.6	7.7	2.1
(2) Somewhat disagree	8.6	9.1	8.6	9.3	6.6	12.4	7.2	11.8	7.5	8.1	9.6	8.2	9.5	4.6	6.3	9.6	6.4
(1) Totally disagree	7.3	18.2	8.8	6.5	6.9	8.7	6.8	17.6	9.2	10.6	6.4	6.5	8.2	5.1	4.0	1.9	8.5
Don't know	0.2	—	—	0.3	0.2	0.4	0.1	—	—	—	0.4	0.2	0.2	0.5	—	—	—
TOP 2 BOX (4, 5)	74.7	63.6	71.3	75.0	77.8	68.7	76.8	60.8	69.9	71.5	75.2	76.2	71.5	84.3	85.1	80.8	83.0
BOT 2 BOX (1, 2)	15.9	27.3	17.4	15.8	13.5	21.1	14.0	29.4	16.8	18.7	15.9	14.8	17.6	9.7	10.3	11.5	14.9
AVERAGE	4.0	3.5	3.9	4.0	4.1	3.8	4.0	3.4	3.9	3.9	4.0	4.0	3.9	4.3	4.2	4.2	4.2
Frequency																	
(5) Totally agree	865	14	156	467	228	200	665	15	77	55	206	512	595	129	88	25	28
(4) Somewhat agree	580	14	110	344	112	149	431	16	44	33	148	339	438	54	60	17	11
(3) Nor agree, nor disagree	179	4	42	96	37	50	129	5	23	12	40	99	154	12	8	4	1
(2) Somewhat disagree	166	4	32	101	29	63	103	6	13	10	45	92	137	10	11	5	3
(1) Totally disagree	141	8	33	70	30	44	97	9	16	13	30	73	118	11	7	1	4
Don't know	4	—	—	3	1	2	2	—	—	—	2	2	3	1	—	—	—
TOP 2 BOX (4, 5)	1445	28	266	811	340	349	1096	31	121	88	354	851	1033	183	148	42	39
BOT 2 BOX (1, 2)	307	12	65	171	59	107	200	15	29	23	75	165	255	21	18	6	7
Unweighted Base	1935	44	373	1081	437	508	1427	51	173	123	471	1117	1445	217	174	52	47

Notes

Z-test = ↑ ↓ Significantly higher / lower 2024 than 2022 at 95% confidence level.

Rank: PO=Police Officer / SGT=Sergeant / 2ND LT=2ND Lieutenant / 1ST LT=1ST Lieutenant / EXO=Executive Officer.

Q20. How much do you agree that supervisors treat all members of the PR Police in the same way without any type of discrimination such as; gender, origin, ethnicity, sexual orientation, nationality, ideology or political affiliation, etc.?

Figure 21

Level of Agreement that PR Police Officers Do Not Discriminate Against Citizens When Providing Protection Services

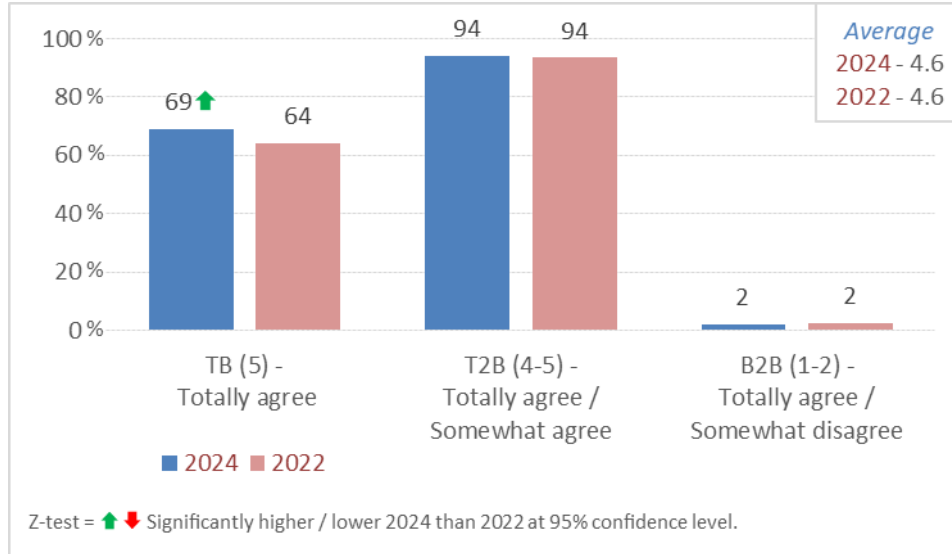


Table 21.1

Level of Agreement that PR Police Officers Do Not Discriminate Against Citizens When Providing Protection Services

Yr 2024	TOTAL	AGE				GENDER		YEARS IN SERVICE					OFFICER RANK				
		24 - 34 years	35 - 44 years	45 - 54 years	55 - 62 years	Female	Male	0 - 9 years	10 - 14 years	15 - 19 years	20 - 24 years	25 + years	PO	SGT	2 ND LT	1 ST LT	EXO
Percentage (%)																	
(5) Totally agree	69.2 ▲	63.6	70.2 ▲	67.8	72.3	64.0	71.1 ▲	70.6	69.4	71.5 ▲	68.8	69.0	69.1 ▲	68.7	71.3	63.5	72.3
(4) Somewhat agree	25.2 ▼	25.0	23.6 ▼	27.2	21.5	27.4	24.4 ▼	19.6	23.7	21.1 ▼	26.8	25.4	24.8 ▼	25.3	26.4	28.8	27.7
(3) Nor agree, nor disagree	3.5	6.8	3.5	3.1	4.1	5.1	2.9	7.8	3.5	4.1	3.2	3.4	3.8	3.7	1.7	3.8	—
(2) Somewhat disagree	1.6	2.3	1.9	1.5	1.6	3.5	0.9 ▼	—	2.3	2.4	1.1	1.7	1.8	0.9	0.6	3.8	—
(1) Totally disagree	0.5	2.3	0.8 ▲	0.4	0.5	—	0.7	2.0	1.2	0.8	0.2	0.4	0.5	1.4	—	—	—
TOP 2 BOX (4, 5)	94.4	88.6	93.8	95.0	93.8	91.3	95.4	90.2	93.1	92.7	95.5 ▲	94.4	93.9	94.0	97.7	92.3	100.0
BOT 2 BOX (1, 2)	2.1	4.5	2.7	1.9	2.1	3.5	1.6	2.0	3.5	3.3	1.3	2.1	2.3	2.3	0.6	3.8	—
AVERAGE	4.6	4.5	4.6	4.6 ▲	4.6	4.5	4.6 ▲	4.6	4.6	4.6	4.6	4.6	4.6 ▲	4.6	4.7	4.5	4.7
Frequency																	
(5) Totally agree	1339	28	262	733	316	325	1014	36	120	88	324	771	999	149	124	33	34
(4) Somewhat agree	487	11	88	294	94	139	348	10	41	26	126	284	358	55	46	15	13
(3) Nor agree, nor disagree	68	3	13	34	18	26	42	4	6	5	15	38	55	8	3	2	—
(2) Somewhat disagree	31	1	7	16	7	18	13	—	4	3	5	19	26	2	1	2	—
(1) Totally disagree	10	1	3	4	2	—	10	1	2	1	1	5	7	3	—	—	—
TOP 2 BOX (4, 5)	1826	39	350	1027	410	464	1362	46	161	114	450	1055	1357	204	170	48	47
BOT 2 BOX (1, 2)	41	2	10	20	9	18	23	1	6	4	6	24	33	5	1	2	—
Unweighted Base	1935	44	373	1081	437	508	1427	51	173	123	471	1117	1445	217	174	52	47

Notes

Z-test = ▲ ▼ Significantly higher / lower 2024 than 2022 at 95% confidence level.

Rank: PO=Police Officer / SGT=Sergeant / 2ND LT=2ND Lieutenant / 1ST LT=1ST Lieutenant / EXO=Executive Officer.

Q21. And, how much do you agree that the members of the PR Police do not discriminate against citizens when providing protection services?

Table 21.2
Level of Agreement that PR Police Officers Do Not Discriminate Against Citizens When Providing Protection Services

Yr 2024	TOTAL															POLICE AREA														
	San Juan	Arecibo	Ponce	Humacao	Mayagüez	Caguas	Bayamón	Carolina	Guayama	Aguadilla	Utuaado	Fajardo	Aibonito	Head-quarters																
Percentage (%)																														
(5) Totally agree	69.2 ▲	67.9	73.3	71.3 ▲	78.5	67.6	64.3	65.4	69.4	71.8	80.5 ▲	70.7	57.0	65.5	69.8															
(4) Somewhat agree	25.2 ▼	28.6	23.7	23.0 ▼	16.9	28.3	24.8	24.8	24.6	23.9	15.4 ▼	25.3	33.7 ▲	31.0	26.0															
(3) Nor agree, nor disagree	3.5	1.2	2.2	3.9	3.1	2.9	7.0	4.9	3.7	1.4	1.6	2.7	7.0	3.4	3.4															
(2) Somewhat disagree	1.6	1.2	0.7	1.7	1.5	0.6	3.1	4.1	1.5	1.4	1.6	—	2.3	—	0.8															
(1) Totally disagree	0.5	1.2	—	—	—	0.6	0.8	0.8	0.7	1.4	0.8	1.3	—	—	—															
TOP 2 BOX (4, 5)	94.4	96.4	97.0	94.4	95.4	96.0	89.1	90.2 ▼	94.0	95.8	95.9	96.0	90.7	96.6	95.8															
BOT 2 BOX (1, 2)	2.1	2.4	0.7	1.7	1.5	1.2	3.9	4.9	2.2	2.8	2.4	1.3	2.3	—	0.8															
AVERAGE	4.6	4.6	4.7	4.6 ▲	4.7	4.6	4.5	4.5	4.6	4.6	4.7	4.6	4.5	4.6	4.7 ▲															
Frequency																														
(5) Totally agree	1339	114	99	127	51	117	83	161	93	51	99	53	49	57	185															
(4) Somewhat agree	487	48	32	41	11	49	32	61	33	17	19	19	29	27	69															
(3) Nor agree, nor disagree	68	2	3	7	2	5	9	12	5	1	2	2	6	3	9															
(2) Somewhat disagree	31	2	1	3	1	1	4	10	2	1	2	—	2	—	2															
(1) Totally disagree	10	2	—	—	—	1	1	2	1	1	1	1	—	—	—															
TOP 2 BOX (4, 5)	1826	162	131	168	62	166	115	222	126	68	118	72	78	84	254															
BOT 2 BOX (1, 2)	41	4	1	3	1	2	5	12	3	2	3	1	2	—	2															
Unweighted Base	1935	168	135	178	65	173	129	246	134	71	123	75	86	87	265															

Notes
Z-test = ▲ ▼ Significantly higher / lower 2024 than 2022 at 95% confidence level.
Q21. And, how much do you agree that the members of the PR Police do not discriminate against citizens when providing protection services?

As was the case in 2022, almost all officers agree on some level that PR Police officers do not discriminate against citizens when providing protection services in 2024. Additionally, compared to 2022, there is a statistically significant increase in “Total agreement” (Yr24 69% ▲ Yr22 64%).

- In 2024 compared to 2022, 35-44 age group (Yr24 70% ▲ Yr22 62%), males (Yr24 71% ▲ Yr22 67%), 15-19 years of experience (Yr24 72% ▲ Yr22 56%), PO rank (Yr24 69% ▲ Yr22 63%), Ponce (Yr24 71% ▲ Yr22 54%) and Aguadilla (Yr24 81% ▲ Yr22 68%) show a statistically significant increase in “Total agreement”. Bayamon region shows a significant decrease in the level of agreement (Yr24 90% ▼ Yr22 96%).

Figure 22

Level of Agreement that the PR Police Identifies and Solves Hate Crimes in a Timely and Appropriate Manner

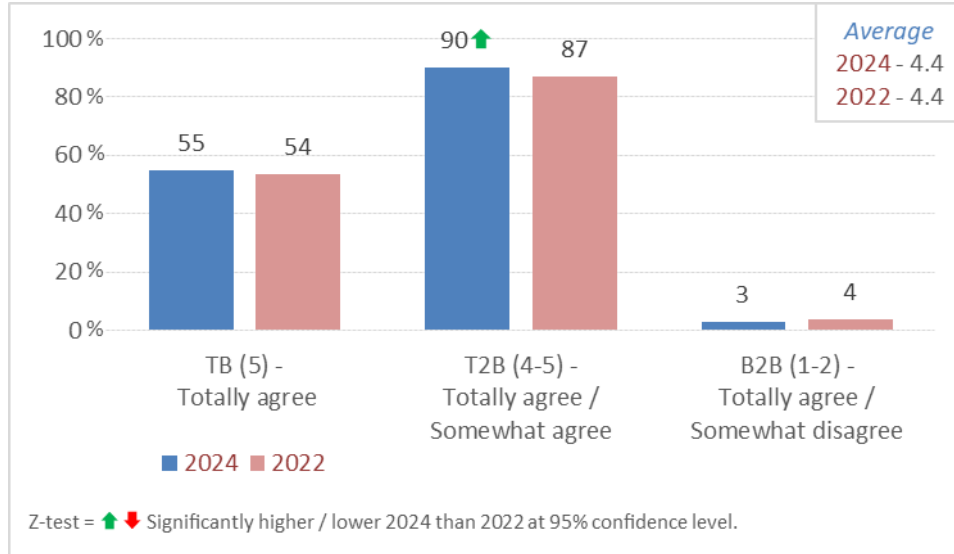


Table 22.1

Level of Agreement that the PR Police Identifies and Solves Hate Crimes in a Timely and Appropriate Manner

Yr 2024	TOTAL	AGE				GENDER		YEARS IN SERVICE					OFFICER RANK				
		24 - 34 years	35 - 44 years	45 - 54 years	55 - 62 years	Female	Male	0 - 9 years	10 - 14 years	15 - 19 years	20 - 24 years	25 + years	PO	SGT	2 ND LT	1 ST LT	EXO
Percentage (%)																	
(5) Totally agree	55.1	38.6	56.3	54.1	58.1	52.6	56.0	39.2	56.6	53.7	57.3	54.8	56.3	49.3	55.7	46.2	53.2
(4) Somewhat agree	34.6	38.6	31.1	36.2	33.4	34.6	34.6	39.2	28.9	33.3	32.1	36.5	33.3	40.1	39.1	34.6	34.0
(3) Nor agree, nor disagree	7.4 ▼	18.2	8.8	7.2 ▼	5.7	8.9	6.9	19.6	10.4	10.6	7.2	6.2 ▼	7.9	6.0	4.0 ▼	11.5	8.5
(2) Somewhat disagree	2.1	2.3	2.4	2.0	2.1	3.5	1.6	—	2.9	1.6	2.5	2.0	2.0	3.7	0.6	3.8	2.1
(1) Totally disagree	0.7	2.3	1.3	0.5	0.7	0.4	0.8	2.0	1.2	0.8	0.8	0.5	0.6	0.9	0.6	3.8	2.1
TOP 2 BOX (4, 5)	89.7 ▲	77.3	87.4	90.3 ▲	91.5	87.2	90.6 ▲	78.4	85.5	87.0	89.4	91.3 ▲	89.6	89.4	94.8 ▲	80.8	87.2
BOT 2 BOX (1, 2)	2.8	4.5	3.8	2.5	2.7	3.9	2.5	2.0	4.0	2.4	3.4	2.5	2.6	4.6 ▼	1.1	7.7	4.3
AVERAGE	4.4	4.1	4.4	4.4 ▲	4.5	4.4	4.4	4.1	4.4	4.4	4.4	4.4	4.4 ▲	4.3	4.5	4.2	4.3
Frequency																	
(5) Totally agree	1066	17	210	585	254	267	799	20	98	66	270	612	813	107	97	24	25
(4) Somewhat agree	670	17	116	391	146	176	494	20	50	41	151	408	481	87	68	18	16
(3) Nor agree, nor disagree	144	8	33	78	25	45	99	10	18	13	34	69	114	13	7	6	4
(2) Somewhat disagree	41	1	9	22	9	18	23	—	5	2	12	22	29	8	1	2	1
(1) Totally disagree	14	1	5	5	3	2	12	1	2	1	4	6	8	2	1	2	1
TOP 2 BOX (4, 5)	1736	34	326	976	400	443	1293	40	148	107	421	1020	1294	194	165	42	41
BOT 2 BOX (1, 2)	55	2	14	27	12	20	35	1	7	3	16	28	37	10	2	4	2
Unweighted Base	1935	44	373	1081	437	508	1427	51	173	123	471	1117	1445	217	174	52	47

Notes

Z-test = ▲ ▼ Significantly higher / lower 2024 than 2022 at 95% confidence level.

Rank: PO=Police Officer / SGT=Sergeant / 2ND LT=2ND Lieutenant / 1ST LT=1ST Lieutenant / EXO=Executive Officer.

Q22. How much do you agree that the PR Police identifies and solves Hate Crimes in a timely and adequate manner?

Table 22.2

Level of Agreement that the PR Police Identifies and Solves Hate Crimes in a Timely and Appropriate Manner

Yr 2024	TOTAL	POLICE AREA													
		San Juan	Arecibo	Ponce	Humacao	Mayagüez	Caguas	Bayamón	Carolina	Guayama	Aguadilla	Utua	Fajardo	Aibonito	Head-quarters
Percentage (%)															
(5) Totally agree	55.1	45.8	57.8	53.4	61.5	53.8	58.9	52.4	55.2	62.0	58.5	58.7	44.2	48.3	61.9
(4) Somewhat agree	34.6	40.5	30.4	33.1	27.7	37.6	31.0	35.4	35.1	32.4	30.9	36.0	39.5	42.5	32.5
(3) Nor agree, nor disagree	7.4 ▼	10.7	8.9	10.7	9.2	6.9	5.4	8.1	8.2	4.2	5.7	2.7 ▼	12.8	6.9	3.8
(2) Somewhat disagree	2.1	1.8	2.2	1.7	1.5	1.2	3.9	4.1	0.7	1.4	4.1	1.3	2.3	2.3	0.8
(1) Totally disagree	0.7	1.2	0.7	1.1	—	0.6	0.8	—	0.7	—	0.8	1.3	1.2	—	1.1
TOP 2 BOX (4, 5)	89.7 ▲	86.3	88.1	86.5	89.2	91.3	89.9	87.8	90.3	94.4 ▲	89.4	94.7 ▲	83.7	90.8	94.3
BOT 2 BOX (1, 2)	2.8	3.0	3.0	2.8	1.5	1.7	4.7	4.1	1.5	1.4	4.9	2.7	3.5	2.3	1.9
AVERAGE	4.4	4.3	4.4	4.4	4.5	4.4	4.4	4.4	4.4	4.6 ▲	4.4	4.5	4.2	4.4	4.5
Frequency															
(5) Totally agree	1066	77	78	95	40	93	76	129	74	44	72	44	38	42	164
(4) Somewhat agree	670	68	41	59	18	65	40	87	47	23	38	27	34	37	86
(3) Nor agree, nor disagree	144	18	12	19	6	12	7	20	11	3	7	2	11	6	10
(2) Somewhat disagree	41	3	3	3	1	2	5	10	1	1	5	1	2	2	2
(1) Totally disagree	14	2	1	2	—	1	1	—	1	—	1	1	1	—	3
TOP 2 BOX (4, 5)	1736	145	119	154	58	158	116	216	121	67	110	71	72	79	250
BOT 2 BOX (1, 2)	55	5	4	5	1	3	6	10	2	1	6	2	3	2	5
Unweighted Base	1935	168	135	178	65	173	129	246	134	71	123	75	86	87	265

Notes

Z-test = ▲ ▼ Significantly higher / lower 2024 than 2022 at 95% confidence level.

Q22. How much do you agree that the PR Police identifies and solves Hate Crimes in a timely and adequate manner?

Nine out of ten officers also agree to some degree (90%) that the PR Police officers identify and solve hate crimes in an appropriate and timely manner. This represents in 2024, a +3pp statistically significant increase from 87% in2022.

- Compared to 2022, in 2024 the 45-54 age group ($Yr^{24}90\% \uparrow Yr^{22}87\%$), males ($Yr^{24}91\% \uparrow Yr^{22}88\%$), 25+ years of experience ($Yr^{24}91\% \uparrow Yr^{22}88\%$), ^{2ND} LT rank ($Yr^{24}95\% \uparrow Yr^{22}87\%$), Guayama area ($Yr^{24}94\% \uparrow Yr^{22}83\%$) and Utua area ($Yr^{24}95\% \uparrow Yr^{22}82\%$) show a statistically significant increase in agreement that the PR Police identifies and solves hate crimes in a timely and appropriate manner.

Figure 23

Level of Agreement that the PR Police Effectively Deals with Domestic Violence and Sexual Assault Cases

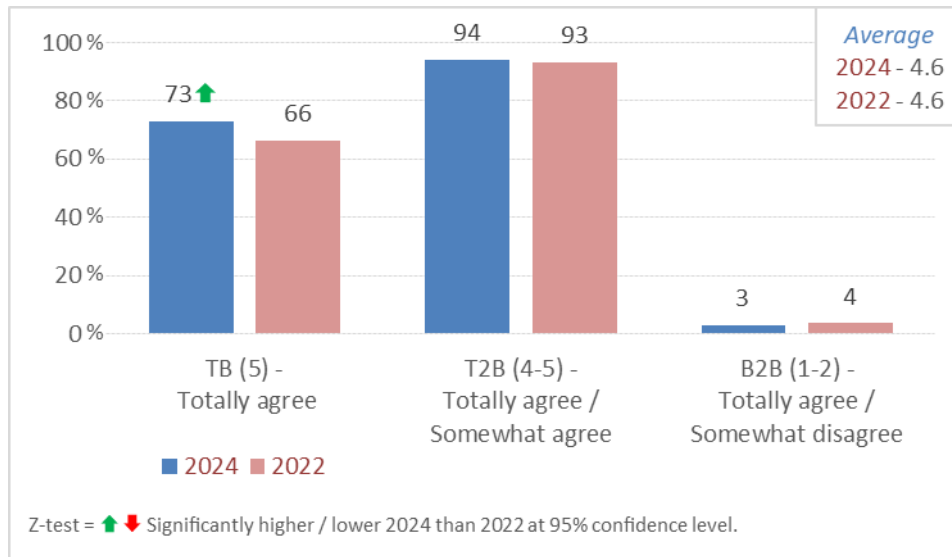


Table 23.1

Level of Agreement that the PR Police Effectively Deals with Domestic Violence and Sexual Assault Cases

Yr 2024	TOTAL	AGE				GENDER		YEARS IN SERVICE					OFFICER RANK				
		24 - 34 years	35 - 44 years	45 - 54 years	55 - 62 years	Female	Male	0 - 9 years	10 - 14 years	15 - 19 years	20 - 24 years	25 + years	PO	SGT	2 ND LT	1 ST LT	EXO
Percentage (%)																	
(5) Totally agree	72.8 ▲	65.9	72.4 ▲	71.0 ▲	78.3 ▲	67.3	74.8 ▲	68.6	69.9	76.4 ▲	72.8 ▲	73.1 ▲	73.4 ▲	70.5	71.3	71.2 ▲	74.5
(4) Somewhat agree	21.7 ▼	22.7	19.8 ▼	24.3	16.7 ▼	24.8	20.6 ▼	23.5	20.2	17.9 ▼	21.4	22.4 ▼	20.8 ▼	24.9	24.7	23.1 ▼	21.3
(3) Nor agree, nor disagree	2.8	-	2.9	3.0	2.5	4.1	2.3	2.0	5.8	4.1	1.7 ▼	2.7	3.1	1.8	1.7	1.9	2.1
(2) Somewhat disagree	1.8	4.5	3.2	1.4	1.4	3.0	1.4	2.0	3.5	0.8	2.5	1.3	1.9	0.9	1.7	3.8	-
(1) Totally disagree	0.9	6.8	1.6	0.3	1.1	0.8	0.9	3.9	0.6	0.8	1.5	0.5	0.8	1.8	0.6	-	2.1
TOP 2 BOX (4, 5)	94.5	88.6	92.2	95.4	95.0	92.1	95.4	92.2	90.2	94.3	94.3	95.4	94.2	95.4	96.0	94.2	95.7
BOT 2 BOX (1, 2)	2.7	11.4	4.8	1.7 ▼	2.5	3.7	2.3	5.9	4.0	1.6	4.0	1.9	2.7	2.8	2.3	3.8	2.1
AVERAGE	4.6	4.4	4.6	4.6 ▲	4.7	4.6	4.7 ▲	4.5	4.6	4.7 ▲	4.6 ▲	4.7 ▲	4.6 ▲	4.6	4.6	4.6	4.7
Frequency																	
(5) Totally agree	1409	29	270	768	342	342	1067	35	121	94	343	816	1060	153	124	37	35
(4) Somewhat agree	420	10	74	263	73	126	294	12	35	22	101	250	301	54	43	12	10
(3) Nor agree, nor disagree	54	-	11	32	11	21	33	1	10	5	8	30	45	4	3	1	1
(2) Somewhat disagree	35	2	12	15	6	15	20	1	6	1	12	15	28	2	3	2	-
(1) Totally disagree	17	3	6	3	5	4	13	2	1	1	7	6	11	4	1	-	1
TOP 2 BOX (4, 5)	1829	39	344	1031	415	468	1361	47	156	116	444	1066	1361	207	167	49	45
BOT 2 BOX (1, 2)	52	5	18	18	11	19	33	3	7	2	19	21	39	6	4	2	1
Unweighted Base	1935	44	373	1081	437	508	1427	51	173	123	471	1117	1445	217	174	52	47

Notes

Z-test = ▲ ▼ Significantly higher / lower 2024 than 2022 at 95% confidence level.

Rank: PO=Police Officer / SGT=Sergeant / 2ND LT=2ND Lieutenant / 1ST LT=1ST Lieutenant / EXO=Executive Officer.

Q23. How much do you agree that the PR Police effectively handles cases of Domestic Violence and Sexual Assault?

Table 23.2

Level of Agreement that the PR Police Effectively Deals with Domestic Violence and Sexual Assault Cases

Yr 2024	POLICE AREA															
	TOTAL	San Juan	Arecibo	Ponce	Humacao	Mayagüez	Caguas	Bayamón	Carolina	Guayama	Aguadilla	Utua	Fajardo	Aibonito	Head-quarters	
Percentage (%)																
(5) Totally agree	72.8 ↑	64.9	77.0	75.3 ↑	72.3	69.4	70.5	72.0	70.1	80.3 ↑	70.7	80.0	66.3	75.9 ↑	77.7 ↑	
(4) Somewhat agree	21.7 ↓	29.8	19.3	18.0 ↓	21.5	24.3	19.4	21.1	23.1	18.3 ↓	22.8	16.0	29.1	20.7	19.6 ↓	
(3) Nor agree, nor disagree	2.8	1.8	3.0	3.4	1.5	3.5	3.1	3.7	3.7	1.4	3.3	2.7	4.7	2.3	1.1	
(2) Somewhat disagree	1.8	1.8	0.7	2.8	3.1	2.3	7.0	2.4	1.5	—	—	1.3	—	—	0.8	
(1) Totally disagree	0.9	1.8	—	0.6	1.5	0.6	—	0.8	1.5	—	3.3	—	—	1.1	0.8	
TOP 2 BOX (4, 5)	94.5	94.6	96.3	93.3	93.8	93.6	89.9	93.1	93.3	98.6	93.5	96.0	95.3	96.6	97.4	
BOT 2 BOX (1, 2)	2.7	3.6	0.7	3.4	4.6	2.9	7.0	3.3	3.0	—	3.3	1.3	—	1.1	1.5	
AVERAGE	4.6	4.5	4.7	4.7	4.6	4.6	4.5	4.6	4.6	4.8 ↑	4.6	4.8	4.6	4.7 ↑	4.7 ↓	
Frequency																
(5) Totally agree	1409	109	104	134	47	120	91	177	94	57	87	60	57	66	206	
(4) Somewhat agree	420	50	26	32	14	42	25	52	31	13	28	12	25	18	52	
(3) Nor agree, nor disagree	54	3	4	6	1	6	4	9	5	1	4	2	4	2	3	
(2) Somewhat disagree	35	3	1	5	2	4	9	6	2	—	—	1	—	—	2	
(1) Totally disagree	17	3	—	1	1	1	—	2	2	—	4	—	—	1	2	
TOP 2 BOX (4, 5)	1829	159	130	166	61	162	116	229	125	70	115	72	82	84	258	
BOT 2 BOX (1, 2)	52	6	1	6	3	5	9	8	4	—	4	1	—	1	4	
Unweighted Base	1935	168	135	178	65	173	129	246	134	71	123	75	86	87	265	

Notes

Z-test = ↑ ↓ Significantly higher / lower 2024 than 2022 at 95% confidence level.

Q23. How much do you agree that the PR Police effectively handles cases of Domestic Violence and Sexual Assault?

Same as in 2022, almost all police officers agree to some degree that the PR Police effectively deals with domestic violence and sexual assault cases (Yr24=95% ↑ Yr22=93%), with nearly three out of four overall being in total agreement in 2024. (Yr24=73% ↑ Yr22=66%)

Figure 24

PR Police Officers Provide Victims of Domestic Violence and Sexual Assault Proper Treatment

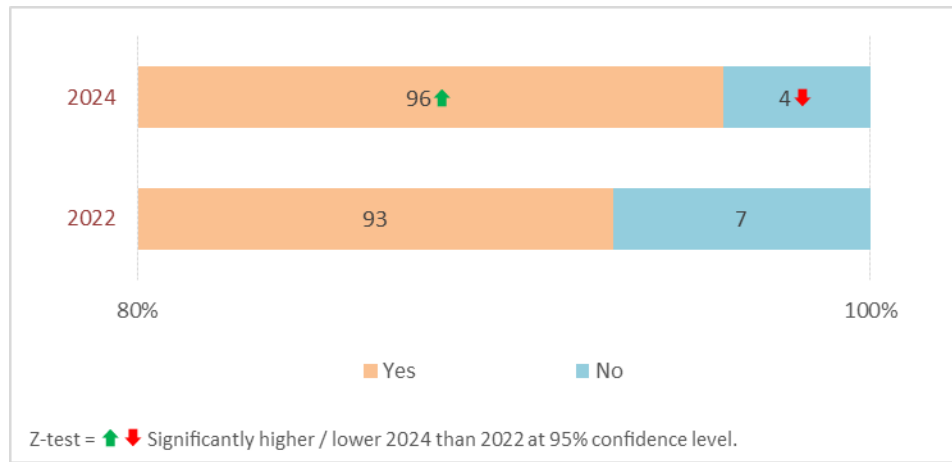


Table 24.1

PR Police Officers Provide Victims of Domestic Violence and Sexual Assault Proper Treatment

Yr 2024	TOTAL	AGE				GENDER		YEARS IN SERVICE					OFFICER RANK				
		24 - 34 years	35 - 44 years	45 - 54 years	55 - 62 years	Female	Male	0 - 9 years	10 - 14 years	15 - 19 years	20 - 24 years	25 + years	PO	SGT	2 ND LT	1 ST LT	EXO
Percentage (%)																	
Yes	96.0 ↑	93.0	95.0 ↑	97.0 ↑	96.0	94.0 ↑	97.0 ↑	94.0	95.0	97.0	95.0 ↑	97.0 ↑	96.0 ↑	94.0	97.0	98.0	96.0
No	4.0 ↓	7.0	5.0 ↓	3.0 ↓	4.0	6.0 ↓	3.0 ↓	6.0	5.0	3.0	5.0 ↓	3.0 ↓	4.0 ↓	6.0	3.0	2.0	4.0
Frequency																	
Yes	1858	41	354	1045	418	479	1379	48	165	119	448	1078	1388	205	169	51	45
No	77	3	19	36	19	29	48	3	8	4	23	39	57	12	5	1	2
Unweighted Base	1935	44	373	1081	437	508	1427	51	173	123	471	1117	1445	217	174	52	47

Notes

Z-test = ↑ ↓ Significantly higher / lower 2024 than 2022 at 95% confidence level.
 Rank: PO=Police Officer / SGT=Sergeant / 2ND LT=2ND Lieutenant / 1ST LT=1ST Lieutenant / EXO=Executive Officer.
 Q24. According to your perception, do you consider that the members of the PR Police treat victims of Domestic Violence and Sexual Assault appropriately?

Table 24.2

PR Police Officers Provide Victims of Domestic Violence and Sexual Assault Proper Treatment

Yr 2024	TOTAL	POLICE AREA													
		San Juan	Arecibo	Ponce	Humacao	Mayagüez	Caguas	Bayamón	Carolina	Guayama	Aguadilla	Utua	Fajardo	Aibonito	Head-quarters
Percentage (%)															
Yes	96.0 ↑	96.0	96.0	99.0 ↑	95.0	96.0	92.0	93.0	96.0	97.0	96.0	100.0	97.0 ↑	95.0	97.0
No	4.0 ↓	4.0	4.0	1.0 ↓	5.0	4.0	8.0	7.0	4.0	3.0	4.0	—	3.0 ↓	5.0	3.0
Frequency															
Yes	1858	161	130	177	62	166	119	230	128	69	118	75	83	83	257
No	77	7	5	1	3	7	10	16	6	2	5	0	3	4	8
Unweighted Base	1935	168	135	178	65	173	129	246	134	71	123	75	86	87	265

Notes

Z-test = ↑ ↓ Significantly higher / lower 2024 than 2022 at 95% confidence level.
 Q24. According to your perception, do you consider that the members of the PR Police treat victims of Domestic Violence and Sexual Assault appropriately?

In 2024, almost all the police officers also agree that the PR Police does provide victims of domestic violence and sexual assault with proper treatment. No statistic significant change is observed from 2022. (Yr²⁴96% ↑ Yr²²93%)

Figure 25

PR Police Officers Have Been Guided with Specific Guidelines and Rules to Interact or Intervene in an Appropriate Way with Transgender or Transsexual People

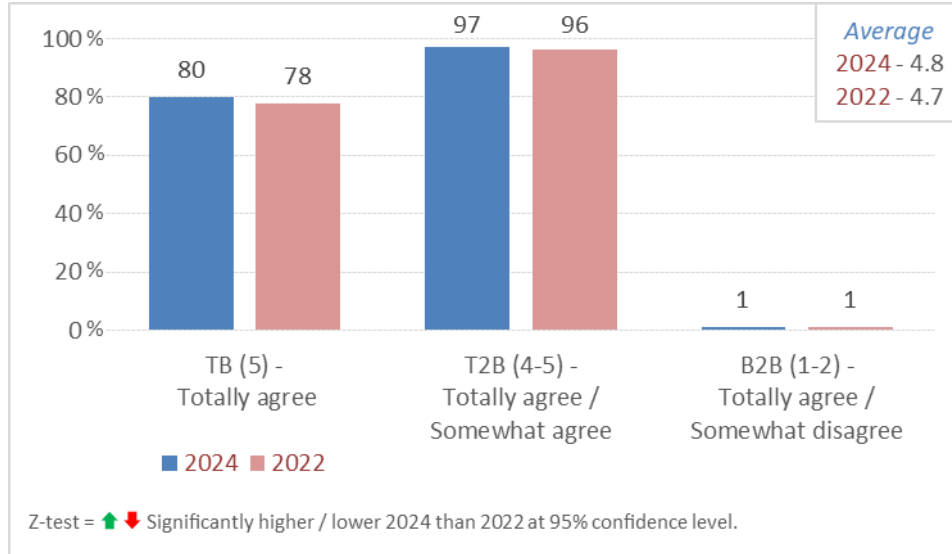


Table 25.1

PR Police Officers Have Been Guided with Specific Guidelines and Rules to Interact or Intervene in an Appropriate Way with Transgender or Transsexual People

Yr 2024	TOTAL	AGE				GENDER		YEARS IN SERVICE					OFFICER RANK				
		24 - 34 years	35 - 44 years	45 - 54 years	55 - 62 years	Female	Male	0 - 9 years	10 - 14 years	15 - 19 years	20 - 24 years	25 + years	PO	SGT	2 ND LT	1 ST LT	EXO
Percentage (%)																	
(5) Totally agree	79.5	68.2	77.5	78.4	84.9	78.3	79.9	64.7	79.8	78.0	79.8	80.1	78.4	80.6	83.3	82.7	89.4
(4) Somewhat agree	17.2	22.7	19.6	17.8	13.0	18.5	16.7	29.4	17.3	17.9	16.3	16.8	18.2	15.2	12.6	17.3	10.6
(3) Nor agree, nor disagree	2.2	6.8	1.9	2.2	1.8	2.2	2.2	3.9	1.7	4.1	2.3	1.9	2.1	3.7	2.3	—	—
(2) Somewhat disagree	0.8	—	0.8	1.0	0.2	1.0	0.7	—	0.6	—	1.1	0.8	0.8	0.5	1.1	—	—
(1) Totally disagree	0.2	2.3	0.3	0.2	—	—	0.3	2.0	0.6	—	0.2	0.1	0.2	—	0.6	—	—
Don't know	0.2	—	—	0.4	—	—	0.3	—	—	—	0.2	0.3	0.3	—	—	—	—
TOP 2 BOX (4, 5)	96.6	90.9	97.1 ▲	96.2	97.9	96.9	96.6	94.1	97.1	95.9	96.2	97.0	96.6	95.9	96.0	100.0	100.0
BOT 2 BOX (1, 2)	1.0	2.3	1.1	1.2	0.2	1.0	1.0	2.0	1.2	—	1.3	0.9	1.0	0.5	1.7	—	—
AVERAGE	4.8	4.6	4.7	4.7	4.8	4.7	4.8	4.6	4.8	4.7	4.8	4.8	4.7	4.8	4.8	4.8	4.9
Frequency																	
(5) Totally agree	1538	30	289	848	371	398	1140	33	138	96	376	895	1133	175	145	43	42
(4) Somewhat agree	332	10	73	192	57	94	238	15	30	22	77	188	263	33	22	9	5
(3) Nor agree, nor disagree	42	3	7	24	8	11	31	2	3	5	11	21	30	8	4	—	—
(2) Somewhat disagree	15	—	3	11	1	5	10	—	1	—	5	9	12	1	2	—	—
(1) Totally disagree	4	1	1	2	—	—	4	1	1	—	1	1	3	—	1	—	—
Don't know	4	—	—	4	—	—	4	—	—	—	1	3	4	—	—	—	—
TOP 2 BOX (4, 5)	1870	40	362	1040	428	492	1378	48	168	118	453	1083	1396	208	167	52	47
BOT 2 BOX (1, 2)	19	1	4	13	1	5	14	1	2	—	6	10	15	1	3	—	—
Unweighted Base	1935	44	373	1081	437	508	1427	51	173	123	471	1117	1445	217	174	52	47

Notes

Z-test = ▲ ▼ Significantly higher / lower 2024 than 2022 at 95% confidence level.

Rank: PO=Police Officer / SGT=Sergeant / 2ND LT=2ND Lieutenant / 1ST LT=1ST Lieutenant / EXO=Executive Officer.

Q25. How much do you agree that the members of the PR Police have been oriented with specific guidelines and norms to interact or intervene appropriately with transgender or transsexual people of the LGBTQI+ community?

Table 25.2

PR Police Officers Have Been Guided with Specific Guidelines and Rules to Interact or Intervene in an Appropriate Way with Transgender or Transsexual People

Yr 2024	POLICE AREA														
	TOTAL	San Juan	Arecibo	Ponce	Humacao	Mayagüez	Caguas	Bayamón	Carolina	Guayama	Aguadilla	Utua	Fajardo	Aibonito	Head-quarters
Percentage (%)															
(5) Totally agree	79.5	76.8	80.0	78.7	81.5	79.8	79.1	78.5	81.3	81.7	82.1	81.3	73.3	73.6	82.6
(4) Somewhat agree	17.2	19.0	17.0	18.0	12.3	16.8	17.8	15.4	14.9	18.3	15.4	17.3	25.6	24.1	14.7
(3) Nor agree, nor disagree	2.2	2.4	2.2	2.2	3.1	2.9	0.8	4.9	3.0	—	1.6	—	—	2.3	1.1
(2) Somewhat disagree	0.8	1.2	0.7	0.6	3.1	—	1.6	0.8	—	—	0.8	1.3	1.2	—	0.8
(1) Totally disagree	0.2	0.6	—	0.6	—	—	—	—	0.7	—	—	—	—	—	0.4
Don't know	0.2	—	—	—	—	0.6	0.8	0.4	—	—	—	—	—	—	0.4
TOP 2 BOX (4, 5)	96.6	95.8	97.0	96.6	93.8	96.5	96.9	93.9	96.3	100.0 [↑]	97.6	98.7	98.8	97.7	97.4
BOT 2 BOX (1, 2)	1.0	1.8	0.7	1.1	3.1	—	1.6	0.8	0.7	—	0.8	1.3	1.2	—	1.1
AVERAGE	4.8	4.7	4.8	4.7	4.7	4.8	4.8	4.7	4.8	4.8	4.8	4.8	4.7	4.7	4.8
Frequency															
(5) Totally agree	1538	129	108	140	53	138	102	193	109	58	101	61	63	64	219
(4) Somewhat agree	332	32	23	32	8	29	23	38	20	13	19	13	22	21	39
(3) Nor agree, nor disagree	42	4	3	4	2	5	1	12	4	—	2	—	—	2	3
(2) Somewhat disagree	15	2	1	1	2	—	2	2	—	—	1	1	1	—	2
(1) Totally disagree	4	1	—	1	—	—	—	—	1	—	—	—	—	—	1
Don't know	4	—	—	—	—	1	1	1	—	—	—	—	—	—	1
TOP 2 BOX (4, 5)	1870	161	131	172	61	167	125	231	129	71	120	74	85	85	258
BOT 2 BOX (1, 2)	19	3	1	2	2	—	2	2	1	—	1	1	1	—	3
Unweighted Base	1935	168	135	178	65	173	129	246	134	71	123	75	86	87	265

Notes

Z-test = [↑] Significantly higher / lower 2024 than 2022 at 95% confidence level.

Q25. How much do you agree that the members of the PR Police have been oriented with specific guidelines and norms to interact or intervene appropriately with transgender or transsexual people of the LGBTQ+ community?

Practically all police officers exhibit some level of agreement that the officers have been guided with specific guidelines on how to interact or intervene in an appropriate way with trans people in 2024. Once again, no significant change is observed from 2022. (Yr24 97% ~ Yr22 96%).

- In 2024 (compared to 2022), 35-44 age group (Yr24 97% [↑] Yr22 94%) shows a statistically significant increase in agreeing that they have been guided on how to interact or intervene appropriately with trans people.

Figure 26

Level of Agreement that the Conduct of PR Police Officers Is Reasonable towards Arrested Citizens

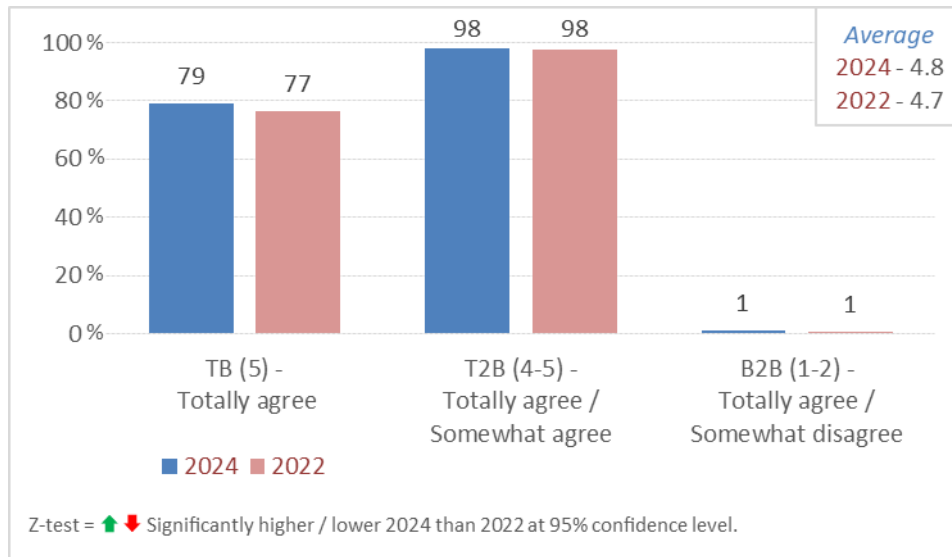


Table 26.1

Level of Agreement that the Conduct of PR Police Officers Is Reasonable towards Arrested Citizens

Yr 2024	TOTAL	AGE				GENDER		YEARS IN SERVICE					OFFICER RANK				
		24 - 34 years	35 - 44 years	45 - 54 years	55 - 62 years	Female	Male	0 - 9 years	10 - 14 years	15 - 19 years	20 - 24 years	25 + years	PO	SGT	2 ND LT	1 ST LT	EXO
Percentage (%)																	
(5) Totally agree	79.1	75.0	79.1	77.9	82.4	73.6	81.0	74.5	80.9	81.3	79.2	78.7	78.8 ▲	79.7	80.5	78.8	80.9
(4) Somewhat agree	19.0	20.5	18.5	20.5	15.3	23.4	17.4	21.6	17.9	17.1	17.8	19.7	19.0 ▼	18.4	19.5	17.3	19.1
(3) Nor agree, nor disagree	1.2	2.3	1.1	1.1	1.6	2.0	1.0	2.0	—	0.8	2.3	1.0	1.5	0.9	—	—	—
(2) Somewhat disagree	0.5	—	0.8	0.4	0.7	1.0	0.4	—	0.6	—	0.4	0.6	0.4	0.9	—	3.8	—
(1) Totally disagree	0.2	2.3	0.5	0.1	—	—	0.3	2.0	0.6	0.8	0.2	—	0.3	—	—	—	—
TOP 2 BOX (4, 5)	98.0	95.5	97.6	98.4	97.7	97.0	98.4	96.1	98.8	98.4	97.0	98.4	97.8	98.2	100.0	96.2	100.0
BOT 2 BOX (1, 2)	0.7	2.3	1.3	0.5	0.7	1.0	0.6	2.0	1.2	0.8	0.6	0.6	0.7	0.9	—	3.8	—
AVERAGE	4.8	4.7	4.8	4.8	4.8	4.7 ▲	4.8	4.7	4.8	4.8	4.8	4.8	4.8 ▲	4.8	4.8	4.7	4.8
Frequency																	
(5) Totally agree	1530	33	295	842	360	374	1156	38	140	100	373	879	1138	173	140	41	38
(4) Somewhat agree	367	9	69	222	67	119	248	11	31	21	84	220	275	40	34	9	9
(3) Nor agree, nor disagree	24	1	4	12	7	10	14	1	—	1	11	11	22	2	—	—	—
(2) Somewhat disagree	10	—	3	4	3	5	5	—	1	—	2	7	6	2	—	2	—
(1) Totally disagree	4	1	2	1	—	—	4	1	1	1	1	—	4	—	—	—	—
TOP 2 BOX (4, 5)	1897	42	364	1064	427	493	1404	49	171	121	457	1099	1413	213	174	50	47
BOT 2 BOX (1, 2)	14	1	5	5	3	5	9	1	2	1	3	7	10	2	—	2	—
Unweighted Base	1935	44	373	1081	437	508	1427	51	173	123	471	1117	1445	217	174	52	47

Notes

Z-test = ▲ ▼ Significantly higher / lower 2024 than 2022 at 95% confidence level.

Rank: PO=Police Officer / SGT=Sergeant / 2ND LT=2ND Lieutenant / 1ST LT=1ST Lieutenant / EXO=Executive Officer.

Q26. And, how much do you agree that the conduct of the PR Police members is reasonable towards the arrested citizens?

Table 26.2
Level of Agreement that the Conduct of PR Police Officers Is Reasonable towards Arrested Citizens

Yr 2024	TOTAL															POLICE AREA														
	San Juan	Arecibo	Ponce	Humacao	Mayagüez	Caguas	Bayamón	Carolina	Guayama	Aguadilla	Utua	Fajardo	Aibonito	Head-quarters	San Juan	Arecibo	Ponce	Humacao	Mayagüez	Caguas	Bayamón	Carolina	Guayama	Aguadilla	Utua	Fajardo	Aibonito	Head-quarters		
	Percentage (%)																													
(5) Totally agree	79.1	75.0	84.4	82.0	83.1	76.9	76.0	76.8	79.1	80.3	87.0	84.0	67.4	73.6	81.1	79.1	75.0	84.4	82.0	83.1	76.9	76.0	76.8	79.1	80.3	87.0	84.0	67.4	73.6	81.1
(4) Somewhat agree	19.0	22.0	13.3	16.9	15.4	21.4	22.5	18.7	19.4	18.3	10.6	14.7	30.2	26.4	18.1	19.4	22.0	13.3	16.9	15.4	21.4	22.5	18.7	19.4	18.3	10.6	14.7	30.2	26.4	18.1
(3) Nor agree, nor disagree	1.2	2.4	1.5	1.1	1.5	1.7	—	3.3	0.7	—	—	1.3	—	—	—	0.7	2.4	1.5	1.1	1.5	1.7	—	3.3	0.7	—	—	1.3	—	—	—
(2) Somewhat disagree	0.5	—	0.7	—	—	—	—	1.6	1.2	—	—	—	—	—	0.4	1.2	—	0.7	—	—	—	1.6	1.2	—	—	—	—	—	—	0.4
(1) Totally disagree	0.2	0.6	—	—	—	—	—	—	0.7	1.4	—	—	—	—	0.4	0.7	1.4	—	—	—	—	—	0.7	1.4	—	—	—	—	—	0.4
TOP 2 BOX (4, 5)	98.0	97.0	97.8	98.9	98.5	98.3	98.4	95.5	98.5	98.6	97.6	98.7	97.7	100.0	99.2	98.5	98.6	97.8	98.9	98.5	98.3	98.4	95.5	98.5	98.6	97.6	98.7	97.7	100.0	99.2
BOT 2 BOX (1, 2)	0.7	0.6	0.7	—	—	—	1.6	1.2	0.7	1.4	2.4	—	—	—	0.8	1.2	1.4	—	—	—	—	1.6	1.2	0.7	1.4	2.4	—	—	—	0.8
AVERAGE	4.8	4.7	4.8	4.8	4.8	4.8	4.7	4.7	4.8	4.8	4.8	4.8	4.7	4.7	4.8	4.8	4.8	4.8	4.8	4.8	4.7	4.7	4.8	4.8	4.8	4.8	4.7	4.7	4.7	4.8
	Frequency																													
(5) Totally agree	1530	126	114	146	54	133	98	189	106	57	107	63	58	64	215	189	126	114	146	54	133	98	189	106	57	107	63	58	64	215
(4) Somewhat agree	367	37	18	30	10	37	29	46	26	13	13	11	26	23	48	46	37	18	30	10	37	29	46	26	13	13	11	26	23	48
(3) Nor agree, nor disagree	24	4	2	2	1	3	—	8	1	—	—	1	2	—	—	8	4	2	2	1	3	—	8	1	—	—	1	2	—	—
(2) Somewhat disagree	10	—	1	—	—	—	2	3	—	—	3	—	—	—	1	3	—	1	—	—	—	2	3	—	—	—	—	—	—	1
(1) Totally disagree	4	1	—	—	—	—	—	—	1	1	—	—	—	—	1	—	—	—	—	—	—	—	1	1	—	—	—	—	—	1
TOP 2 BOX (4, 5)	1897	163	132	176	64	170	127	235	132	70	120	74	84	87	263	235	163	132	176	64	170	127	235	132	70	120	74	84	87	263
BOT 2 BOX (1, 2)	14	1	1	—	—	—	2	3	1	1	3	—	—	—	2	3	—	1	—	—	—	2	3	1	1	3	—	—	—	2
Unweighted Base	1935	168	135	178	65	173	129	246	134	71	123	75	86	87	265	246	168	135	178	65	173	129	246	134	71	123	75	86	87	265

Notes
 Z-test = ▲ ▼ Significantly higher / lower 2024 than 2022 at 95% confidence level.
 Q26. And, how much do you agree that the conduct of the PR Police members is reasonable towards the arrested citizens?

Equal to 2022, in 2024 virtually all officers agree that the conduct of the PR Police officers towards arrested citizens is reasonable, with nearly eight out of ten ($Yr_{24}79\% \approx Yr_{22}77\%$) being total agreement.

- In 2024 versus 2022, PO rank ($Yr_{24}79\% \uparrow Yr_{22}75\%$), Ponce area ($Yr_{24}82\% \uparrow Yr_{22}73\%$) and Aguadilla area ($Yr_{24}87\% \uparrow Yr_{22}76\%$) show a statistically significant increase in “Total agreement”.

RECRUITMENT, SELECTION AND HIRING

The main objectives of the Recruitment, Selection and Hiring compliance area is to establish the actions aimed at developing a Recruitment Program leading to the selection of suitable personnel duly qualified to serve as members of the Puerto Rico Police. (PRPB Action Plans for Compliance with a Sustainable Reform – Electronic Version, p 4)

Figure 27

PR Police Has the Conditions and Benefits to Employ Qualified People to Be Officers of the Police Corps

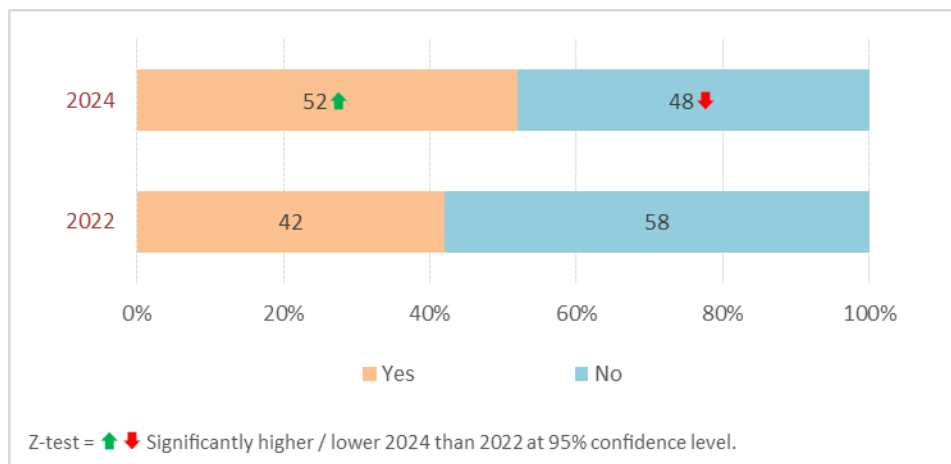


Table 27.1

PR Police Has the Conditions and Benefits to Employ Qualified People to Be Officers of the Police Corps

Yr 2024	TOTAL	AGE				GENDER		YEARS IN SERVICE					OFFICER RANK				
		24 - 34 years	35 - 44 years	45 - 54 years	55 - 62 years	Female	Male	0 - 9 years	10 - 14 years	15 - 19 years	20 - 24 years	25 + years	PO	SGT	2 ND LT	1 ST LT	EXO
Percentage (%)																	
Yes	52.0 ▲	48.0	49.0 ▲	52.0 ▲	54.0 ▲	55.0 ▲	51.0 ▲	37.0	47.0	50.0	55.0 ▲	52.0 ▲	55.0 ▲	40.0	40.0	52.0	62.0
No	48.0 ▼	52.0	51.0 ▼	48.0 ▼	46.0 ▼	45.0 ▼	49.0 ▼	63.0	53.0	50.0	45.0 ▼	48.0 ▼	45.0 ▼	60.0	60.0	48.0	38.0
Frequency																	
Yes	1001	21	182	561	237	278	723	19	81	62	260	579	790	86	69	27	29
No	934	23	191	520	200	230	704	32	92	61	211	538	655	131	105	25	18
Unweighted Base	1935	44	373	1081	437	508	1427	51	173	123	471	1117	1445	217	174	52	47

Notes

Z-test = ▲ ▼ Significantly higher / lower 2024 than 2022 at 95% confidence level.

Rank: PO=Police Officer / SGT=Sergeant / 2ND LT=2ND Lieutenant / 1ST LT=1ST Lieutenant / EXO=Executive Officer.

Q27. According to your perception, do you consider that the PR Police has the conditions and benefits to hire qualified people to be members of the police force?

Table 27.2

PR Police Has the Conditions and Benefits to Employ Qualified People to Be Officers of the Police Corps

Yr 2024	TOTAL	POLICE AREA													
		San Juan	Arecibo	Ponce	Humacao	Mayagüez	Caguas	Bayamón	Carolina	Guayama	Aguadilla	Utuaado	Fajardo	Aibonito	Head-quarters
Percentage (%)															
Yes	52.0 ▲	40.0	55.0 ▲	61.0 ▲	55.0	47.0 ▲	50.0	46.0	49.0	69.0 ▲	39.0	65.0 ▲	49.0	66.0	55.0
No	48.0 ▼	60.0	45.0 ▼	39.0 ▼	45.0	53.0 ▼	50.0	54.0	51.0	31.0 ▼	61.0	35.0 ▼	51.0	34.0	45.0
Frequency															
Yes	1001	67	74	108	36	82	64	113	65	49	48	49	42	57	147
No	934	101	61	70	29	91	65	133	69	22	75	26	44	30	118
Unweighted Base	1935	168	135	178	65	173	129	246	134	71	123	75	86	87	265

Notes

Z-test = ▲ ▼ Significantly higher / lower 2024 than 2022 at 95% confidence level.

Q27. According to your perception, do you consider that the PR Police has the conditions and benefits to hire qualified people to be members of the police force?

Around half of the police officers (52%) indicate that the PR Police has the conditions and benefits to employ qualified people to be officers in 2024. This represents in 2024, a +10pp statistically significant increase from 42% in 2022.

- In 2024, the disagreement is higher among those officers with less than 10 years of experience (63%), those with SGT (60%) and 2nd LT (60%) ranks, and those from San Juan (60%), Aguadilla (61%), Fajardo (51%) and Mayagüez (53%).

Figure 28

PR Police Recruits Candidates with the Right Characteristics to Promote the Philosophy of Community Policing and the Protection of Civil Rights

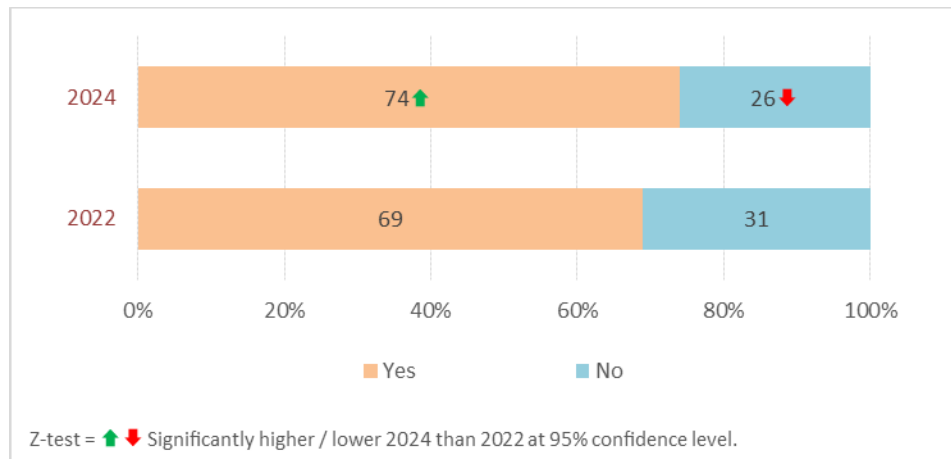


Table 28.1

PR Police Recruits Candidates with the Right Characteristics to Promote the Philosophy of Community Policing and the Protection of Civil Rights

Yr 2024	TOTAL	AGE				GENDER		YEARS IN SERVICE					OFFICER RANK				
		24 - 34 years	35 - 44 years	45 - 54 years	55 - 62 years	Female	Male	0 - 9 years	10 - 14 years	15 - 19 years	20 - 24 years	25 + years	PO	SGT	2 ND LT	1 ST LT	EXO
Percentage (%)																	
Yes	74.0 ▲	68.0	71.0	74.0 ▲	76.0	74.0 ▲	74.0 ▲	71.0	73.0	68.0	75.0	74.0 ▲	75.0 ▲	68.0	72.0	71.0	77.0
No	26.0 ▼	32.0	29.0	26.0 ▼	24.0	26.0 ▼	26.0 ▼	29.0	27.0	32.0	25.0	26.0 ▼	25.0 ▼	32.0	28.0	29.0	23.0
Frequency																	
Yes	1424	30	264	800	330	374	1050	36	126	84	353	825	1078	148	125	37	36
No	511	14	109	281	107	134	377	15	47	39	118	292	367	69	49	15	11
Unweighted Base	1935	44	373	1081	437	508	1427	51	173	123	471	1117	1445	217	174	52	47

Notes

Z-test = ▲ ▼ Significantly higher / lower 2024 than 2022 at 95% confidence level.

Rank: PO=Police Officer / SGT=Sergeant / 2ND LT=2ND Lieutenant / 1ST LT=1ST Lieutenant / EXO=Executive Officer.

Q28. Does the PR Police recruit candidates with the ideal characteristics to promote the philosophy of the community police and the protection of civil rights?

Table 28.2

PR Police Recruits Candidates with the Right Characteristics to Promote the Philosophy of Community Policing and the Protection of Civil Rights

Yr 2024	TOTAL	POLICE AREA													
		San Juan	Arecibo	Ponce	Humacao	Mayagüez	Caguas	Bayamón	Carolina	Guayama	Aguadilla	Utua	Fajardo	Aibonito	Head-quarters
Percentage (%)															
Yes	74.0 ▲	70.0	79.0 ▲	80.0 ▲	77.0	68.0	68.0	67.0	66.0	76.0	76.0 ▲	89.0 ▲	72.0	78.0 ▲	77.0
No	26.0 ▼	30.0	21.0 ▼	20.0 ▼	23.0	32.0	32.0	33.0	34.0	24.0	24.0 ▼	11.0 ▼	28.0	22.0 ▼	23.0
Frequency															
Yes	1424	118	107	142	50	117	88	166	89	54	93	67	62	68	203
No	511	50	28	36	15	56	41	80	45	17	30	8	24	19	62
Unweighted Base	1935	168	135	178	65	173	129	246	134	71	123	75	86	87	265

Notes

Z-test = ▲ ▼ Significantly higher / lower 2024 than 2022 at 95% confidence level.

Q28. Does the PR Police recruit candidates with the ideal characteristics to promote the philosophy of the community police and the protection of civil rights?

Three out of four officers agree (74%) that the PR Police does recruit candidates with the right characteristics to promote philosophy of community policing and protection of civil rights in 2024. This represents in 2024, a +5pp statistically significant improvement from 69% in 2022.

- In 2024, ages 55-62 (76%), PO (75%) and EXO (77%) rank officers and those from the Utua
- area have a higher agreement.

Figure 29

PR Police Has an Effective and Attractive Promotional Campaign to Gather the Attention of Various Sectors of the Community for the Recruitment of New Officers

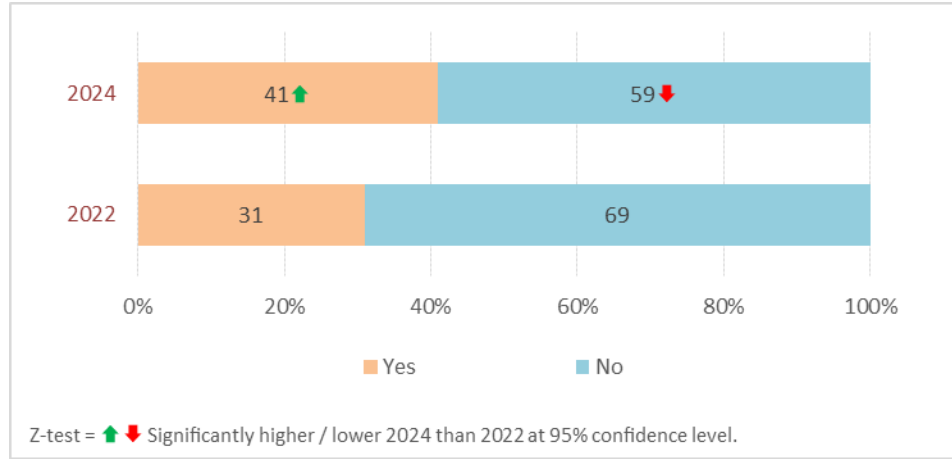


Table 29.1

PR Police Has an Effective and Attractive Promotional Campaign to Gather the Attention of Various Sectors of the Community for the Recruitment of New Officers

Yr 2024	TOTAL	AGE				GENDER		YEARS IN SERVICE					OFFICER RANK				
		24 - 34 years	35 - 44 years	45 - 54 years	55 - 62 years	Female	Male	0 - 9 years	10 - 14 years	15 - 19 years	20 - 24 years	25 + years	PO	SGT	2 ND LT	1 ST LT	EXO
Percentage (%)																	
Yes	41.0 ▲	30.0	41.0 ▲	40.0 ▲	44.0 ▲	48.0 ▲	38.0 ▲	25.0	42.0 ▲	46.0 ▲	43.0 ▲	40.0 ▲	43.0 ▲	29.0	31.0	44.0	51.0
No	59.0 ▼	70.0	59.0 ▼	60.0 ▼	56.0 ▼	52.0 ▼	62.0 ▼	75.0	58.0 ▼	54.0 ▼	57.0 ▼	60.0 ▼	57.0 ▼	71.0	69.0	56.0	49.0
Frequency																	
Yes	790	13	153	433	191	242	548	13	72	56	202	447	626	63	54	23	24
No	1145	31	220	648	246	266	879	38	101	67	269	670	819	154	120	29	23
Unweighted Base	1935	44	373	1081	437	508	1427	51	173	123	471	1117	1445	217	174	52	47

Notes

Z-test = ▲ ▼ Significantly higher / lower 2024 than 2022 at 95% confidence level.

Rank: PO=Police Officer / SGT=Sergeant / 2ND LT=2ND Lieutenant / 1ST LT=1ST Lieutenant / EXO=Executive Officer.

Q29. Do you consider that the PR Police has an effective and attractive promotional campaign to draw the attention of various sectors of the community for the recruitment of new members?

Table 29.2

PR Police Has an Effective and Attractive Promotional Campaign to Gather the Attention of Various Sectors of the Community for the Recruitment of New Officers

Yr 2024	TOTAL	POLICE AREA													
		San Juan	Arecibo	Ponce	Humacao	Mayagüez	Caguas	Bayamón	Carolina	Guayama	Aguadilla	Utuaado	Fajardo	Aibonito	Head-quarters
Percentage (%)															
Yes	41.0 ▲	35.0	41.0 ▲	44.0 ▲	45.0	38.0 ▲	40.0	37.0 ▲	41.0	45.0	28.0	52.0	38.0	45.0	48.0
No	59.0 ▼	65.0	59.0 ▼	56.0 ▼	55.0	62.0 ▼	60.0	63.0 ▼	59.0	55.0	72.0	48.0	62.0	55.0	52.0
Frequency															
Yes	790	59	55	79	29	66	52	91	55	32	35	39	33	39	126
No	1145	109	80	99	36	107	77	155	79	39	88	36	53	48	139
Unweighted Base	1935	168	135	178	65	173	129	246	134	71	123	75	86	87	265

Notes

Z-test = ▲ ▼ Significantly higher / lower 2024 than 2022 at 95% confidence level.

Q29. Do you consider that the PR Police has an effective and attractive promotional campaign to draw the attention of various sectors of the community for the recruitment of new members?

In the 2024 measurement, six out of ten officers do not agree that the PR Police have an effective and attractive promotional campaign to gather the attention of the different sectors of the community for the purposes of new officer recruitment. This incidence is statistically significantly lower than in 2022, going from (Yr²⁴59% ↓ Yr²²69%).

- In 2024, this disagreement is lower among EXO (49%) rank officers and those from Utuado (48%) and Headquarters (52%).

Figure 30

PR Police Has the Necessary Incentives, Conditions, and Initiatives to Retain its Human Talent

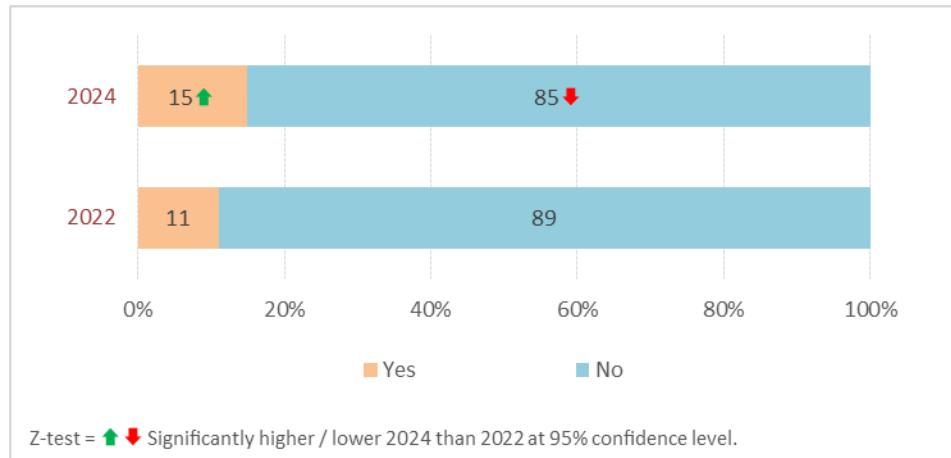


Table 30.1

PR Police Has the Necessary Incentives, Conditions, and Initiatives to Retain its Human Talent

Yr 2024	TOTAL	AGE				GENDER		YEARS IN SERVICE					OFFICER RANK				
		24 - 34 years	35 - 44 years	45 - 54 years	55 - 62 years	Female	Male	0 - 9 years	10 - 14 years	15 - 19 years	20 - 24 years	25 + years	PO	SGT	2 ND LT	1 ST LT	EXO
Percentage (%)																	
Yes	15.0 ↑	16.0	13.0	15.0 ↑	18.0	18.0 ↑	14.0 ↑	14.0	13.0	17.0	15.0 ↑	15.0 ↑	17.0 ↑	10.0	9.0	8.0	15.0
No	85.0 ↓	84.0	87.0	85.0 ↓	82.0	82.0 ↓	86.0 ↓	86.0	87.0	83.0	85.0 ↓	85.0 ↓	83.0 ↓	90.0	91.0	92.0	85.0
Frequency																	
Yes	290	7	47	159	77	93	197	7	22	21	72	168	242	21	16	4	7
No	1645	37	326	922	360	415	1230	44	151	102	399	949	1203	196	158	48	40
Unweighted Base	1935	44	373	1081	437	508	1427	51	173	123	471	1117	1445	217	174	52	47

Notes

Z-test = ↑ ↓ Significantly higher / lower 2024 than 2022 at 95% confidence level.

Rank: PO=Police Officer / SGT=Sergeant / 2ND LT=2ND Lieutenant / 1ST LT=1ST Lieutenant / EXO=Executive Officer.

Q30. And, do you consider that the Puerto Rico Police Bureau has the incentives, conditions, and initiatives necessary to retain its human talent?

Table 30.2

PR Police Has the Necessary Incentives, Conditions, and Initiatives to Retain its Human Talent

Yr 2024	TOTAL															
	San Juan	Arecibo	Ponce	Humacao	Mayagüez	Caguas	Bayamón	Carolina	Guayama	Aguadilla	Utua	Fajardo	Aibonito	Head-quarters		
	Percentage (%)															
Yes	15.0 ▲	11.0	19.0	19.0 ▲	17.0	16.0 ▲	19.0	10.0	13.0	18.0	8.0	23.0 ▲	13.0	20.0	15.0	
No	85.0 ▼	89.0	81.0	81.0 ▼	83.0	84.0 ▼	81.0	90.0	87.0	82.0	92.0	77.0 ▼	87.0	80.0	85.0	
	Frequency															
Yes	290	19	25	34	11	27	24	24	17	13	10	17	11	17	41	
No	1645	149	110	144	54	146	105	222	117	58	113	58	75	70	224	
Unweighted Base	1935	168	135	178	65	173	129	246	134	71	123	75	86	87	265	

Notes

Z-test = ▲ ▼ Significantly higher / lower 2024 than 2022 at 95% confidence level.

Q30. And, do you consider that the Puerto Rico Police Bureau has the incentives, conditions, and initiatives necessary to retain its human talent?

Most officers (85%) indicate that the PR Police does not have the necessary incentives, conditions, and initiatives to retain its talent in 2024. This disagreement incidence is slightly lower than the 89% obtained in 2022.

- In 2024, there is a bit more agreement (although still low overall) among officers from Utua (77%) and Aibonito (80%).

POLICIES AND PROCEDURES

The main objectives of the Policies and Procedures compliance area is to develop and/or review existing policies and procedures to ensure that they reflect the public policy and priorities of the Agency, are based on generally accepted police practices and are in accordance with the rights and privileges guaranteed in the Constitution, Laws State and Federal. (PRPB Action Plans for Compliance with a Sustainable Reform – Electronic Version, p 4)

Figure 31

Level of Agreement that the PR Police Has Well-defined Policies, Protocols and Procedure Manuals, Which Contain in Detail the Functions and Obligations of Each Operational Unit/Division of the Police

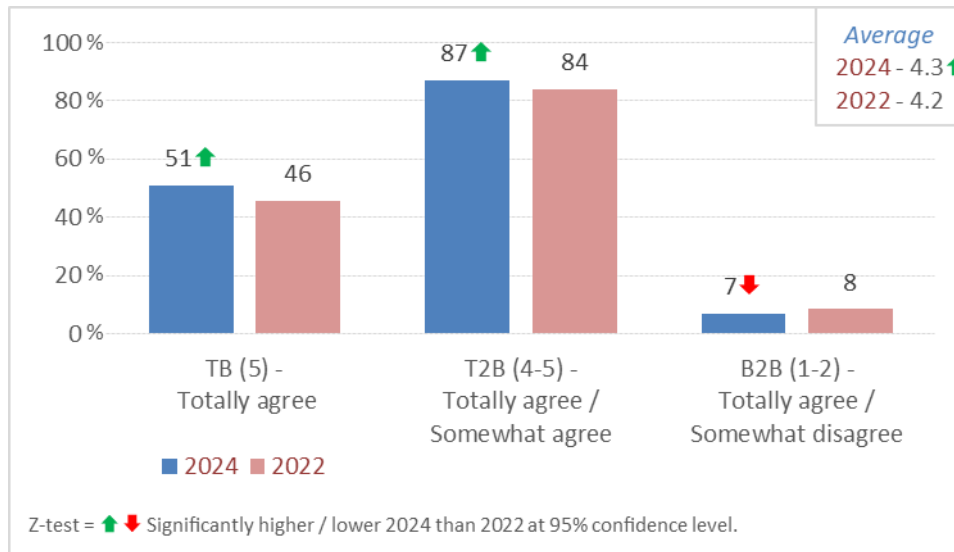


Table 31.1

Level of Agreement that the PR Police Has Well-defined Policies, Protocols and Procedure Manuals, Which Contain in Detail the Functions and Obligations of Each Operational Unit/Division of the Police

Yr 2024	TOTAL	AGE				GENDER		YEARS IN SERVICE					OFFICER RANK				
		24 - 34 years	35 - 44 years	45 - 54 years	55 - 62 years	Female	Male	0 - 9 years	10 - 14 years	15 - 19 years	20 - 24 years	25 + years	PO	SGT	2 ND LT	1 ST LT	EXO
Percentage (%)																	
(5) Totally agree	51.0↑	43.2	44.2	50.0	60.0↑	45.9	52.8↑	43.1	46.2	42.3	51.4↑	52.9↑	50.3↑	47.0	51.7	59.6	78.7↑
(4) Somewhat agree	35.9	29.5	37.8	37.8	30.0	38.4	35.0	33.3	34.1	44.7	34.4	35.9	35.4↓	43.3	37.4	30.8	17.0
(3) Nor agree, nor disagree	6.7	9.1	8.0	6.5	5.7	8.3	6.1	9.8	8.7	7.3	6.6	6.2	7.8	4.1	3.4	1.9	—
(2) Somewhat disagree	3.7↓	4.5	7.5	3.1↓	2.1↓	5.5	3.1↓	5.9	7.5	4.1	4.9	2.5↓	3.9	1.8↓	5.2	5.8	—
(1) Totally disagree	2.7	13.6	2.4	2.6	2.3	2.0	3.0	7.8	3.5	1.6	2.8	2.5	2.6	3.7	2.3	1.9	4.3
TOP 2 BOX (4, 5)	86.9↑	72.7	82.0	87.9	89.9	84.3	87.8↑	76.5	80.3	87.0	85.8	88.8↑	85.7↑	90.3	89.1	90.4	95.7↑
BOT 2 BOX (1, 2)	6.5↓	18.2	9.9	5.6	4.3↓	7.5	6.1↓	13.7	11.0	5.7	7.6	5.0↓	6.5↓	5.5	7.5	7.7	4.3
AVERAGE	4.3↑	3.8	4.1	4.3↑	4.4↑	4.2	4.3↑	4.0	4.1	4.2	4.3	4.3↑	4.3↑	4.3	4.3	4.4	4.7↑
Frequency																	
(5) Totally agree	987	19	165	541	262	233	754	22	80	52	242	591	727	102	90	31	37
(4) Somewhat agree	694	13	141	409	131	195	499	17	59	55	162	401	511	94	65	16	8
(3) Nor agree, nor disagree	129	4	30	70	25	42	87	5	15	9	31	69	113	9	6	1	—
(2) Somewhat disagree	72	2	28	33	9	28	44	3	13	5	23	28	56	4	9	3	—
(1) Totally disagree	53	6	9	28	10	10	43	4	6	2	13	28	38	8	4	1	2
TOP 2 BOX (4, 5)	1681	32	306	950	393	428	1253	39	139	107	404	992	1238	196	155	47	45
BOT 2 BOX (1, 2)	125	8	37	61	19	38	87	7	19	7	36	56	94	12	13	4	2
Unweighted Base	1935	44	373	1081	437	508	1427	51	173	123	471	1117	1445	217	174	52	47

Notes

Z-test = ↑↓ Significantly higher / lower 2024 than 2022 at 95% confidence level.

Rank: PO=Police Officer / SGT=Sergeant / 2ND LT=2ND Lieutenant / 1ST LT=1ST Lieutenant / EXO=Executive Officer.

Q31. How much do you agree that the PR Police has well-defined policies, protocols, and procedural manuals that contain in detail the functions and obligations of each unit/operational division of the police?

Table 31.2

Level of Agreement that the PR Police Has Well-defined Policies, Protocols and Procedure Manuals, Which Contain in Detail the Functions and Obligations of Each Operational Unit/Division of the Police

Yr 2024	TOTAL	POLICE AREA													
		San Juan	Arecibo	Ponce	Humacao	Mayagüez	Caguas	Bayamón	Carolina	Guayama	Aguadilla	Utuaado	Fajardo	Aibonito	Head-quarters
Percentage (%)															
(5) Totally agree	51.0↑	44.0	46.7	51.7↑	50.8	56.6	48.8	49.6	51.5	62.0↑	45.5	50.7	44.2	49.4	58.1↑
(4) Somewhat agree	35.9	39.9	43.0	34.8	38.5	28.9	38.0	33.3	35.8	31.0	39.0	45.3	39.5	41.4	29.8
(3) Nor agree, nor disagree	6.7	6.0	7.4	6.2	6.2	8.1	3.1	8.9	6.7	4.2	7.3	2.7	12.8	2.3	6.8
(2) Somewhat disagree	3.7↓	4.8	1.5	5.1	1.5	5.8	7.0	2.8↓	3.0	2.8	4.9	1.3	1.2	3.4	3.4
(1) Totally disagree	2.7	5.4	1.5	2.2	3.1	0.6↓	3.1	5.3	3.0	—	3.3	—	2.3	3.4	1.9
TOP 2 BOX (4, 5)	86.9↑	83.9	89.6	86.5	89.2	85.5	86.8	82.9	87.3	93.0	84.6	96.0	83.7	90.8	87.9
BOT 2 BOX (1, 2)	6.5↓	10.1	3.0	7.3	4.6	6.4	10.1	8.1	6.0	2.8	8.1	1.3	3.5	6.9	5.3
AVERAGE	4.3↑	4.1	4.3	4.3	4.3	4.4	4.2	4.2	4.3	4.5↑	4.2	4.5	4.2	4.3	4.4↑
Frequency															
(5) Totally agree	987	74	63	92	33	98	63	122	69	44	56	38	38	43	154
(4) Somewhat agree	694	67	58	62	25	50	49	82	48	22	48	34	34	36	79
(3) Nor agree, nor disagree	129	10	10	11	4	14	4	22	9	3	9	2	11	2	18
(2) Somewhat disagree	72	8	2	9	1	10	9	7	4	2	6	1	1	3	9
(1) Totally disagree	53	9	2	4	2	1	4	13	4	—	4	—	2	3	5
TOP 2 BOX (4, 5)	1681	141	121	154	58	148	112	204	117	66	104	72	72	79	233
BOT 2 BOX (1, 2)	125	17	4	13	3	11	13	20	8	2	10	1	3	6	14
Unweighted Base	1935	168	135	178	65	173	129	246	134	71	123	75	86	87	265

Notes

Z-test = ↑↓ Significantly higher / lower 2024 than 2022 at 95% confidence level.

Q31. How much do you agree that the PR Police has well-defined policies, protocols, and procedural manuals that contain in detail the functions and obligations of each unit/operational division of the police?

Nearly nine out of ten officers exhibit some degree of agreement (87%) that the PR Police has well defined policies, protocols and procedure manuals which contain the detail of the function and obligations of the different operational units and division within the police department. This in 2024 is a +3pp statistically significant increase from 84% in 2022. Also, in 2024 versus 2022, shows a statistically significant increase in “Total agreement”. (Yr2451% ↑ Yr2246%).

- In 2024 compared to 2022, 55-62 age group (Yr2460% ↑ Yr2251%), males (Yr2453% ↑ Yr2247%), 20-24 years of experience (Yr2451% ↑ Yr2243%), de 25+ years of experience (Yr2453% ↑ Yr2248%), PO rank (Yr2450% ↑ Yr2243%), EXO rank (Yr2479% ↑ Yr2257%), Ponce area (Yr2452% ↑ Yr2242%), Guayama area (Yr2462% ↑ Yr2245%) and Headquarters (Yr2458% ↑ Yr2248%) show a statistically significant increase in “Total agreement”.

Figure 32

Those Responsible for Developing PR Police Policies Take into Consideration the Opinion and Suggestions of the Police Officers

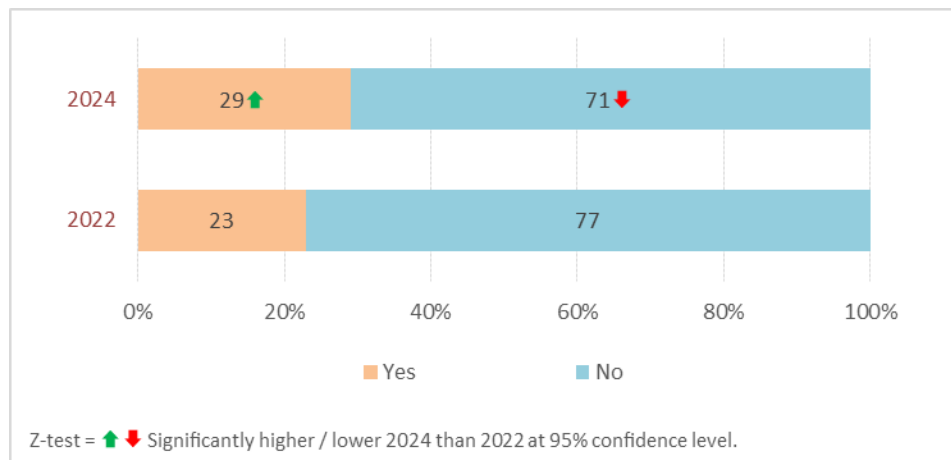


Table 32.1

Those Responsible for Developing PR Police Policies Take into Consideration the Opinion and Suggestions of the Police Officers

Yr 2024	TOTAL	AGE				GENDER		YEARS IN SERVICE					OFFICER RANK				
		24 - 34 years	35 - 44 years	45 - 54 years	55 - 62 years	Female	Male	0 - 9 years	10 - 14 years	15 - 19 years	20 - 24 years	25 + years	PO	SGT	2 ND LT	1 ST LT	EXO
Percentage (%)																	
Yes	29.0 ▲	30.0	27.0	29.0 ▲	31.0	29.0 ▲	30.0 ▲	27.0	30.0 ▲	28.0	29.0 ▲	30.0 ▲	28.0 ▲	25.0	34.0	33.0	57.0 ▲
No	71.0 ▼	70.0	73.0	71.0 ▼	69.0	71.0 ▼	70.0 ▼	73.0	70.0 ▼	72.0	71.0 ▼	70.0 ▼	72.0 ▼	75.0	66.0	67.0	43.0 ▼
Frequency																	
Yes	568	13	100	318	137	145	423	14	52	35	136	331	410	54	60	17	27
No	1367	31	273	763	300	363	1004	37	121	88	335	786	1035	163	114	35	20
Unweighted Base	1935	44	373	1081	437	508	1427	51	173	123	471	1117	1445	217	174	52	47

Notes

Z-test = ▲ ▼ Significantly higher / lower 2024 than 2022 at 95% confidence level.

Rank: PO=Police Officer / SGT=Sergeant / 2ND LT=2ND Lieutenant / 1ST LT=1ST Lieutenant / EXO=Executive Officer.

Q32. Do those responsible for developing the policies of the PR Police take into consideration the opinion and suggestions of the members of the police force?

Table 32.2

Those Responsible for Developing PR Police Policies Take into Consideration the Opinion and Suggestions of the Police Officers

Yr 2024	TOTAL	POLICE AREA													
		San Juan	Arecibo	Ponce	Humacao	Mayagüez	Caguas	Bayamón	Carolina	Guayama	Aguadilla	Utuaado	Fajardo	Aibonito	Head-quarters
Percentage (%)															
Yes	29.0 ▲	22.0	32.0	32.0 ▲	26.0	27.0	29.0 ▲	24.0	31.0 ▲	41.0 ▲	28.0 ▲	41.0	19.0	31.0	34.0
No	71.0 ▼	78.0	68.0	68.0 ▼	74.0	73.0	71.0 ▼	76.0	69.0 ▼	59.0 ▼	72.0 ▼	59.0	81.0	69.0	66.0
Frequency															
Yes	568	37	43	57	17	47	38	59	42	29	35	31	16	27	90
No	1367	131	92	121	48	126	91	187	92	42	88	44	70	60	175
Unweighted Base	1935	168	135	178	65	173	129	246	134	71	123	75	86	87	265

Notes

Z-test = ▲ ▼ Significantly higher / lower 2024 than 2022 at 95% confidence level.

Q32. Do those responsible for developing the policies of the PR Police take into consideration the opinion and suggestions of the members of the police force?

In 2024, seven out of ten officers indicate that those responsible for developing the PR Police policies do not take into consideration the police officers’ opinions and suggestions. Though still high, this disagreement statistically significant decreases from 2022 (Yr24 71% ↓ Yr22 77%).

- In 2024, EXO rank officers (57%) and those from Guayama (41%) and Utuaado (41%) exhibit a higher agreement compared to the other officer subgroups. The regions of Fajardo (81%) and San Juan (78%) show the highest perception of disagreement.

Figure 33

PR Police Provides Sufficient Training and Resources to Collect, Analyze and Disseminate Data that Is Useful to Officers and Supervisors in Their Daily Operations and Decision-Making

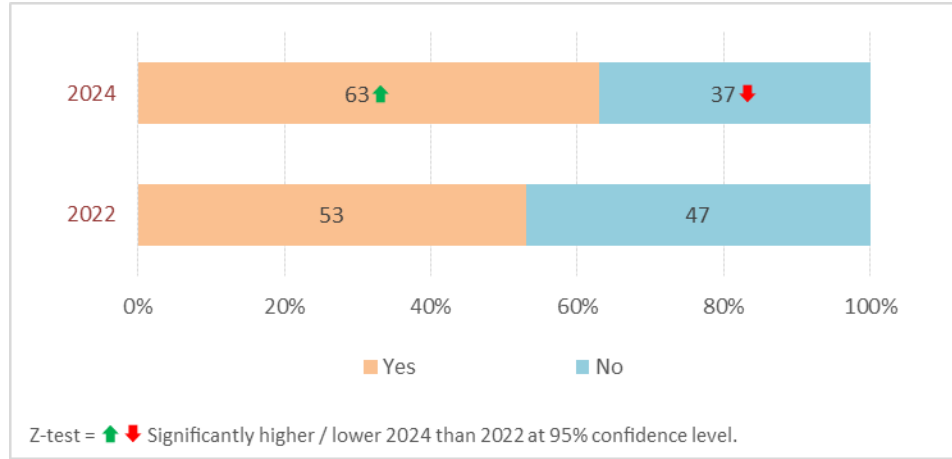


Table 33.1

PR Police Provides Sufficient Training and Resources to Collect, Analyze and Disseminate Data that Is Useful to Officers and Supervisors in Their Daily Operations and Decision-Making

Yr 2024	TOTAL	AGE				GENDER		YEARS IN SERVICE					OFFICER RANK				
		24 - 34 years	35 - 44 years	45 - 54 years	55 - 62 years	Female	Male	0 - 9 years	10 - 14 years	15 - 19 years	20 - 24 years	25 + years	PO	SGT	2 ND LT	1 ST LT	EXO
Percentage (%)																	
Yes	63.0 ▲	55.0	59.0 ▲	64.0 ▲	68.0 ▲	64.0 ▲	63.0 ▲	57.0	58.0	63.0	65.0 ▲	64.0 ▲	64.0 ▲	56.0	66.0 ▲	71.0 ▲	70.0
No	37.0 ▼	45.0	41.0 ▼	36.0 ▼	32.0 ▼	36.0 ▼	37.0 ▼	43.0	42.0	37.0	35.0 ▼	36.0 ▼	36.0 ▼	44.0	34.0 ▼	29.0 ▼	30.0
Frequency																	
Yes	1225	24	219	687	295	323	902	29	100	77	305	714	919	121	115	37	33
No	710	20	154	394	142	185	525	22	73	46	166	403	526	96	59	15	14
Unweighted Base	1935	44	373	1081	437	508	1427	51	173	123	471	1117	1445	217	174	52	47

Notes

Z-test = ▲ ▼ Significantly higher / lower 2024 than 2022 at 95% confidence level.

Rank: PO=Police Officer / SGT=Sergeant / 2ND LT=2ND Lieutenant / 1ST LT=1ST Lieutenant / EXO=Executive Officer.

Q33. Does the PR Police provide sufficient training and resources to collect, analyze and disseminate data that are useful to officers and supervisors in their daily operations and decision making?

Table 33.2

PR Police Provides Sufficient Training and Resources to Collect, Analyze and Disseminate Data that Is Useful to Officers and Supervisors in Their Daily Operations and Decision-Making

Yr 2024	TOTAL	POLICE AREA													
		San Juan	Arecibo	Ponce	Humacao	Mayagüez	Caguas	Bayamón	Carolina	Guayama	Aguadilla	Utuaado	Fajardo	Aibonito	Head-quarters
Percentage (%)															
Yes	63.0 ▲	57.0 ▲	61.0 ▲	63.0	65.0	57.0	60.0	60.0 ▲	59.0	70.0 ▲	53.0	79.0 ▲	70.0 ▲	71.0	73.0 ▲
No	37.0 ▼	43.0 ▼	39.0 ▼	37.0	35.0	43.0	40.0	40.0 ▼	41.0	30.0 ▼	47.0	21.0 ▼	30.0 ▼	29.0	27.0 ▼
Frequency															
Yes	1225	96	83	113	42	99	77	147	79	50	65	59	60	62	193
No	710	72	52	65	23	74	52	99	55	21	58	16	26	25	72
Unweighted Base	1935	168	135	178	65	173	129	246	134	71	123	75	86	87	265

Notes

Z-test = ▲ ▼ Significantly higher / lower 2024 than 2022 at 95% confidence level.

Q33. Does the PR Police provide sufficient training and resources to collect, analyze and disseminate data that are useful to officers and supervisors in their daily operations and decision making?

In 2024, more officers are in agreement (63%, a statistically significant increase from 53% in 2022) that the PR Police provides sufficient training to collect, analyze and disseminate useful data to officers and supervisors for their daily decision making and operation.

- In 2024, agreement is notably higher among those from Utuado (79%). The age group 24-34 years (45%), SGT rank (44%) and Aguadilla area (47%) show the highest perception of disagreement.

TRAININGS

The main objectives of the Training compliance area is that each employee receives adequate training for continuous improvement in the performance of their functions, through theoretical and practical training and retraining, through which they can learn their responsibilities, the scope of their authority, the policies promulgated by the Puerto Rico Police, in addition to the way to comply with these and its obligations effectively. (PRPB Action Plans for Compliance with a Sustainable Reform – Electronic Version, p 4)

Figure 34

PR Police Provides Sufficient Training Each Year to the Police Corps So that They Can Exercise Their Functions in an Up-to-date, Professional Manner, and within the Framework of Their Authority

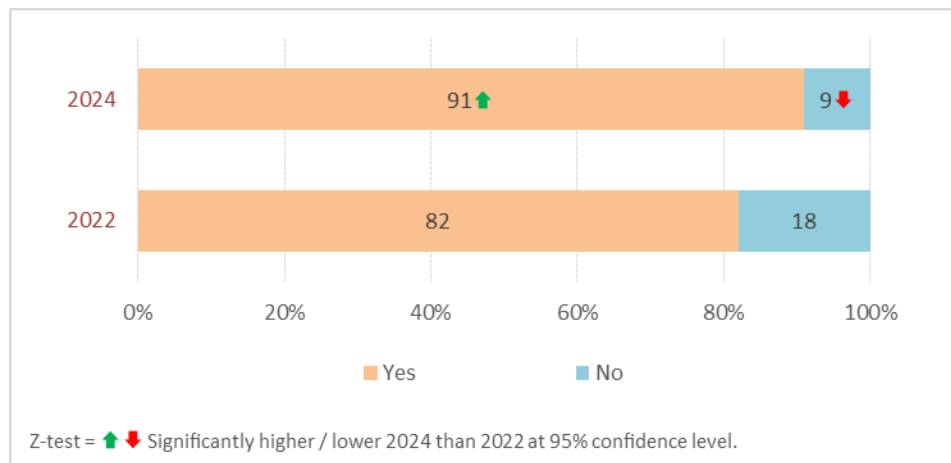


Table 34.1

PR Police Provides Sufficient Training Each Year to the Police Corps So that They Can Exercise Their Functions in an Up-to-date, Professional Manner, and within the Framework of Their Authority

Yr 2024	TOTAL	AGE				GENDER		YEARS IN SERVICE					OFFICER RANK				
		24 - 34 years	35 - 44 years	45 - 54 years	55 - 62 years	Female	Male	0 - 9 years	10 - 14 years	15 - 19 years	20 - 24 years	25 + years	PO	SGT	2 ND LT	1 ST LT	EXO
Percentage (%)																	
Yes	91.0 ▲	84.0	86.0 ▲	92.0 ▲	93.0 ▲	91.0 ▲	91.0 ▲	82.0	86.0 ▲	89.0	91.0 ▲	92.0 ▲	91.0 ▲	88.0 ▲	93.0 ▲	90.0	100.0 ▲
No	9.0 ▼	16.0	14.0 ▼	8.0 ▼	7.0 ▼	9.0 ▼	9.0 ▼	18.0	14.0 ▼	11.0	9.0 ▼	8.0 ▼	9.0 ▼	12.0 ▼	7.0 ▼	10.0	—
Frequency																	
Yes	1757	37	319	994	407	464	1293	42	149	109	429	1028	1311	191	161	47	47
No	178	7	54	87	30	44	134	9	24	14	42	89	134	26	13	5	—
Unweighted Base	1935	44	373	1081	437	508	1427	51	173	123	471	1117	1445	217	174	52	47

Notes

Z-test = ▲ ▼ Significantly higher / lower 2024 than 2022 at 95% confidence level.

Rank: PO=Police Officer / SGT=Sergeant / 2ND LT=2ND Lieutenant / 1ST LT=1ST Lieutenant / EXO=Executive Officer.

Q34. Do you consider that the PR Police provides sufficient training each year to the members of the police force so that they can carry out their functions in an up-to-date, professional manner, and within the framework of their authority?

Table 34.2

PR Police Provides Sufficient Training Each Year to the Police Corps So that They Can Exercise Their Functions in an Up-to-date, Professional Manner, and within the Framework of Their Authority

Yr 2024	TOTAL	POLICE AREA													
		San Juan	Arecibo	Ponce	Humacao	Mayagüez	Caguas	Bayamón	Carolina	Guayama	Aguadilla	Utuaado	Fajardo	Aibonito	Head-quarters
Percentage (%)															
Yes	91.0 ▲	88.0	90.0	93.0 ▲	93.0 ▲	91.0 ▲	89.0 ▲	87.0 ▲	90.0 ▲	86.0	83.0	93.0 ▲	90.0	93.0 ▲	93.0 ▲
No	9.0 ▼	12.0	10.0	7.0 ▼	7.0 ▼	9.0 ▼	11.0 ▼	13.0 ▼	10.0 ▼	14.0	17.0	7.0 ▼	10.0	7.0 ▼	7.0 ▼
Frequency															
Yes	1757	148	122	165	63	157	115	213	121	61	102	73	77	84	256
No	178	20	13	13	2	16	14	33	13	10	21	2	9	3	9
Unweighted Base	1935	168	135	178	65	173	129	246	134	71	123	75	86	87	265

Notes

Z-test = ▲ ▼ Significantly higher / lower 2024 than 2022 at 95% confidence level.
 Q34. Do you consider that the PR Police provides sufficient training each year to the members of the police force so that they can carry out their functions in an up-to-date, professional manner, and within the framework of their authority?

In 2024, nine out of ten officers (91%, a statistically significant increase from 82% in 2022) say that the PR Police does provide sufficient training each year to the police corps so they can exercise their functions in an updated and professional manner and within the authority framework.

- In 2024, there is a slightly lower agreement among officers with less years of service (82%).

Figure 35

PR Police Officers Are Trained to Offer Services to People with Disabilities

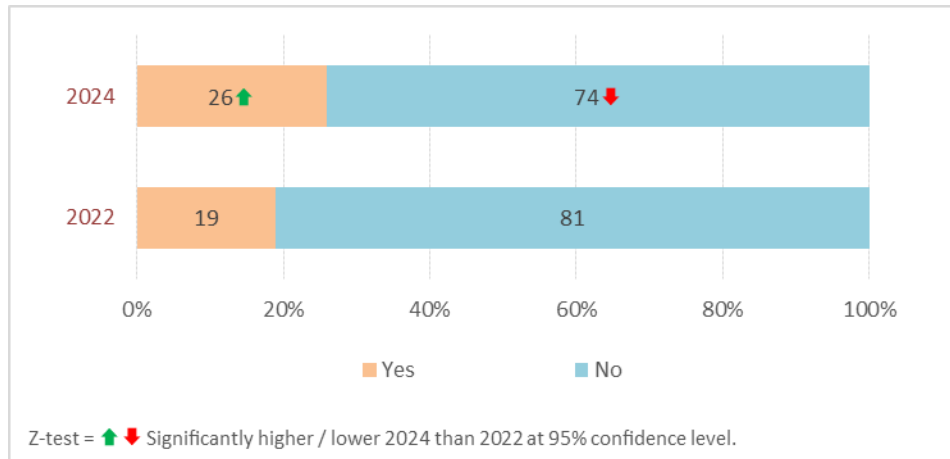


Table 35.1

PR Police Officers Are Trained to Offer Services to People with Disabilities

Yr 2024	TOTAL	AGE				GENDER		YEARS IN SERVICE					OFFICER RANK				
		24 - 34 years	35 - 44 years	45 - 54 years	55 - 62 years	Female	Male	0 - 9 years	10 - 14 years	15 - 19 years	20 - 24 years	25 + years	PO	SGT	2 ND LT	1 ST LT	EXO
Percentage (%)																	
Yes	26.0 ▲	30.0	23.0	25.0 ▲	30.0 ▲	21.0 ▲	28.0 ▲	27.0	22.0	29.0	24.0 ▲	27.0 ▲	27.0 ▲	20.0	22.0	27.0	26.0
No	74.0 ▼	70.0	77.0	75.0 ▼	70.0 ▼	79.0 ▼	72.0 ▼	73.0	78.0	71.0	76.0 ▼	73.0 ▼	73.0 ▼	80.0	78.0	73.0	74.0
Frequency																	
Yes	501	13	85	271	132	107	394	14	38	36	115	298	392	44	39	14	12
No	1434	31	288	810	305	401	1033	37	135	87	356	819	1053	173	135	38	35
Unweighted Base	1935	44	373	1081	437	508	1427	51	173	123	471	1117	1445	217	174	52	47

Notes

Z-test = ▲ ▼ Significantly higher / lower 2024 than 2022 at 95% confidence level.
 Rank: PO=Police Officer / SGT=Sergeant / 2ND LT=2ND Lieutenant / 1ST LT=1ST Lieutenant / EXO=Executive Officer.
 Q35. Do you think that the members of the PR Police are trained to offer services to people with disabilities (deaf, blind, mobility, etc.)?

Table 35.2

PR Police Officers Are Trained to Offer Services to People with Disabilities

Yr 2024	TOTAL	POLICE AREA														
		San Juan	Arecibo	Ponce	Humacao	Mayagüez	Caguas	Bayamón	Carolina	Guayama	Aguadilla	Utua	Fajardo	Aibonito	Head-quarters	
Percentage (%)																
Yes	26.0 ▲	23.0	23.0	26.0	20.0	24.0	24.0	25.0 ▲	31.0 ▲	34.0 ▲	20.0 ▲	28.0	20.0	25.0	32.0	
No	74.0 ▼	77.0	77.0	74.0	80.0	76.0	76.0	75.0 ▼	69.0 ▼	66.0 ▼	80.0 ▼	72.0	80.0	75.0	68.0	
Frequency																
Yes	501	39	31	47	13	41	31	62	42	24	25	21	17	22	86	
No	1434	129	104	131	52	132	98	184	92	47	98	54	69	65	179	
Unweighted Base	1935	168	135	178	65	173	129	246	134	71	123	75	86	87	265	

Notes

Z-test = ▲ ▼ Significantly higher / lower 2024 than 2022 at 95% confidence level.
 Q35. Do you think that the members of the PR Police are trained to offer services to people with disabilities (deaf, blind, mobility, etc.)?

Three out of four officers (74%) do not agree that the officers are trained to offer services to people with disabilities in 2024. Although a high disagreement, it is statistically significantly lower than the 81% obtained in 2022.

- In 2024, this disagreement is slightly higher among those officers ages 35-54 (77%) and of the SGT (80%) and 2nd LT (78%) ranks.

Figure 36

Level of Agreement that Instructors Who Provide Training to PR Police Officers Use Appropriate Methods to Promote Their Learning and Training

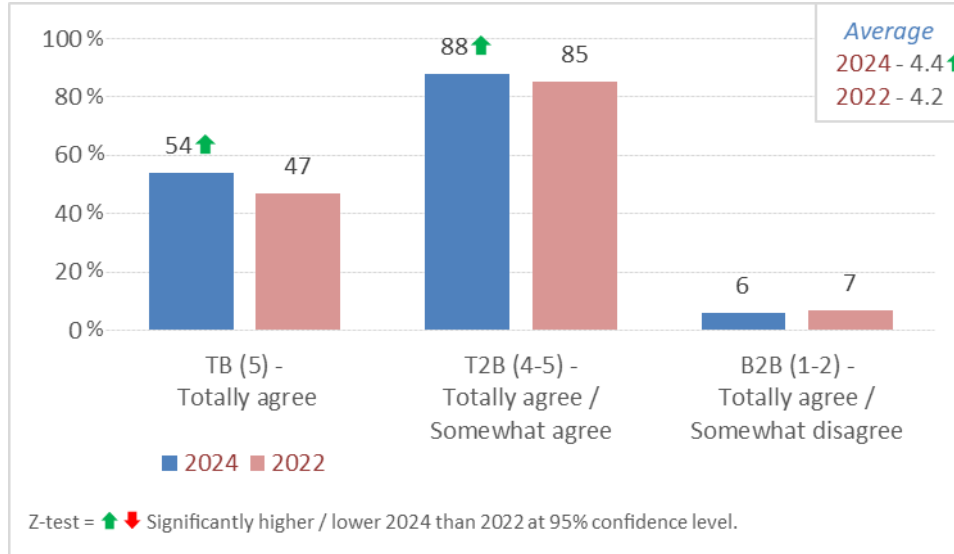


Table 36.1

Level of Agreement that Instructors Who Provide Training to PR Police Officers Use Appropriate Methods to Promote Their Learning and Training

Yr 2024	TOTAL	AGE				GENDER		YEARS IN SERVICE					OFFICER RANK				
		24 - 34 years	35 - 44 years	45 - 54 years	55 - 62 years	Female	Male	0 - 9 years	10 - 14 years	15 - 19 years	20 - 24 years	25 + years	PO	SGT	2 ND LT	1 ST LT	EXO
		Percentage (%)															
(5) Totally agree	53.9 ▲	40.9	50.1	53.7 ▲	58.8 ▲	49.8	55.4 ▲	43.1	54.9	53.7	54.8 ▲	53.9 ▲	54.7 ▲	50.7	50.0	42.3	72.3 ▲
(4) Somewhat agree	34.1 ▼	34.1	36.5	34.6	30.7 ▼	35.4	33.6 ▼	43.1	31.2	34.1	31.8 ▼	35.0 ▼	34.3	35.0	32.8 ▼	42.3	19.1
(3) Nor agree, nor disagree	6.3	13.6	7.0	6.0	5.5	7.9	5.7	7.8	4.6	6.5	8.3	5.6	6.1	8.3	5.7	7.7	2.1
(2) Somewhat disagree	3.9	2.3	3.8	4.5	2.5	5.3	3.4	—	4.6	3.3	4.7	3.7	3.3 ▲	3.2	10.3	3.8	—
(1) Totally disagree	1.8	9.1	2.7	1.0	2.1	1.4	1.9	5.9	4.6	2.4	0.4 ▼	1.6	1.5	2.8	0.6	3.8	6.4
Don't know	0.2	—	—	0.1	0.5	0.2	0.1	—	—	—	—	0.3	0.1	—	0.6	—	—
TOP 2 BOX (4, 5)	88.0 ▲	75.0	86.6	88.3	89.5	85.2	88.9 ▲	86.3	86.1	87.8	86.6	88.9	88.9 ▲	85.7	82.8	84.6	91.5
BOT 2 BOX (1, 2)	5.6	11.4	6.4	5.6	4.6	6.7	5.3	5.9	9.2	5.7	5.1 ▼	5.3	4.8 ▼	6.0	10.9	7.7	6.4
AVERAGE	4.4 ▲	4.0	4.3	4.4 ▲	4.4	4.3	4.4 ▲	4.2	4.3	4.3	4.4 ▲	4.4 ▲	4.4 ▲	4.3	4.2	4.2	4.5
		Frequency															
(5) Totally agree	1043	18	187	581	257	253	790	22	95	66	258	602	790	110	87	22	34
(4) Somewhat agree	659	15	136	374	134	180	479	22	54	42	150	391	495	76	57	22	9
(3) Nor agree, nor disagree	121	6	26	65	24	40	81	4	8	8	39	62	88	18	10	4	1
(2) Somewhat disagree	75	1	14	49	11	27	48	—	8	4	22	41	48	7	18	2	—
(1) Totally disagree	34	4	10	11	9	7	27	3	8	3	2	18	22	6	1	2	3
Don't know	3	—	—	1	2	1	2	—	—	—	—	3	2	—	1	—	—
TOP 2 BOX (4, 5)	1702	33	323	955	391	433	1269	44	149	108	408	993	1285	186	144	44	43
BOT 2 BOX (1, 2)	109	5	24	60	20	34	75	3	16	7	24	59	70	13	19	4	3
Unweighted Base	1935	44	373	1081	437	508	1427	51	173	123	471	1117	1445	217	174	52	47

Notes

Z-test = ▲ ▼ Significantly higher / lower 2024 than 2022 at 95% confidence level.

Rank: PO=Police Officer / SGT=Sergeant / 2ND LT=2ND Lieutenant / 1ST LT=1ST Lieutenant / EXO=Executive Officer.

Q36. How much do you agree that the instructors who provide training to members of the PR Police use appropriate methods to promote their learning and training?

Table 36.2

Level of Agreement that Instructors Who Provide Training to PR Police Officers Use Appropriate Methods to Promote Their Learning and Training

Yr 2024	TOTAL															POLICE AREA														
	San Juan	Arecibo	Ponce	Humacao	Mayagüez	Caguas	Bayamón	Carolina	Guayama	Aguadilla	Utuaado	Fajardo	Aibonito	Head-quarters																
Percentage (%)																														
(5) Totally agree	53.9 ↑	45.2	60.0	49.4	53.8	56.6	51.9	56.5 ↑	48.5	59.2	53.7 ↑	64.0	52.3 ↑	47.1	57.4 ↑															
(4) Somewhat agree	34.1 ↓	38.1	32.6	37.1	36.9	35.3	36.4	35.4	30.6	29.6	31.7 ↓	26.7	39.5	40.2	28.7															
(3) Nor agree, nor disagree	6.3	8.3	3.0	7.9	3.1	4.0	4.7	3.3 ↓	10.4	5.6	8.1	5.3	4.7	10.3 ↑	7.9															
(2) Somewhat disagree	3.9	4.2	3.7	3.4	4.6	2.3	2.3 ↓	3.7	8.2	4.2	4.1	4.0	2.3	2.3	4.5															
(1) Totally disagree	1.8	4.2	0.7	2.2	1.5	0.6	4.7	1.2	2.2	1.4	2.4	—	1.2	—	1.1															
Don't know	0.2	—	—	—	—	1.2	—	—	—	—	—	—	—	—	0.4															
TOP 2 BOX (4, 5)	88.0 ↑	83.3	92.6	86.5	90.8	91.9 ↑	88.4	91.9 ↑	79.1	88.7	85.4	90.7	91.9	87.4	86.0															
BOT 2 BOX (1, 2)	5.6	8.3	4.4	5.6	6.2	2.9	7.0	4.9	10.4	5.6	6.5	4.0	3.5	2.3	5.7 ↓															
AVERAGE	4.4 ↑	4.2	4.5	4.3	4.4	4.5 ↑	4.3	4.4 ↑	4.2	4.4	4.3	4.5	4.4	4.3	4.4 ↑															
Frequency																														
(5) Totally agree	1043	76	81	88	35	98	67	139	65	42	66	48	45	41	152															
(4) Somewhat agree	659	64	44	66	24	61	47	87	41	21	39	20	34	35	76															
(3) Nor agree, nor disagree	121	14	4	14	2	7	6	8	14	4	10	4	4	9	21															
(2) Somewhat disagree	75	7	5	6	3	4	3	9	11	3	5	3	2	2	12															
(1) Totally disagree	34	7	1	4	1	1	6	3	3	1	3	—	1	—	3															
Don't know	3	—	—	—	—	2	—	—	—	—	—	—	—	—	1															
TOP 2 BOX (4, 5)	1702	140	125	154	59	159	114	226	106	63	105	68	79	76	228															
BOT 2 BOX (1, 2)	109	14	6	10	4	5	9	12	14	4	8	3	3	2	15															
Unweighted Base	1935	168	135	178	65	173	129	246	134	71	123	75	86	87	265															

Notes

Z-test = ↑ ↓ Significantly higher / lower 2024 than 2022 at 95% confidence level.

Q36. How much do you agree that the instructors who provide training to members of the PR Police use appropriate methods to promote their learning and training?

Most officers exhibit a level of agreement (88%) that instructors who provide training to the officer corps use appropriate methods to promote learning and training. This in 2024 is a +3pp statistically significant increase from 85% in 2022. Also, in 2024 versus 2022, this shows a statistically significant increase in “Total agreement”. (Yr²⁴54% ↑ Yr²²47%).

- In 2024, this agreement is somewhat lower among younger officers (75%).
- In 2024 (compared to 2022), males (Yr²⁴89% ↑ Yr²²86%), PO rank (Yr²⁴89% ↑ Yr²²85%), Mayagüez area (Yr²⁴92% ↑ Yr²²85%) and Bayamon area (Yr²⁴92% ↑ Yr²²84%) show a statistically significant increase in agreement that the instructors who provide training to officers use appropriate methods to promote their learning and training.

Figure 37

PR Police Provides Training to Implement the Policies or Regulations Governing Interventions with Foreign or Non-citizen Persons

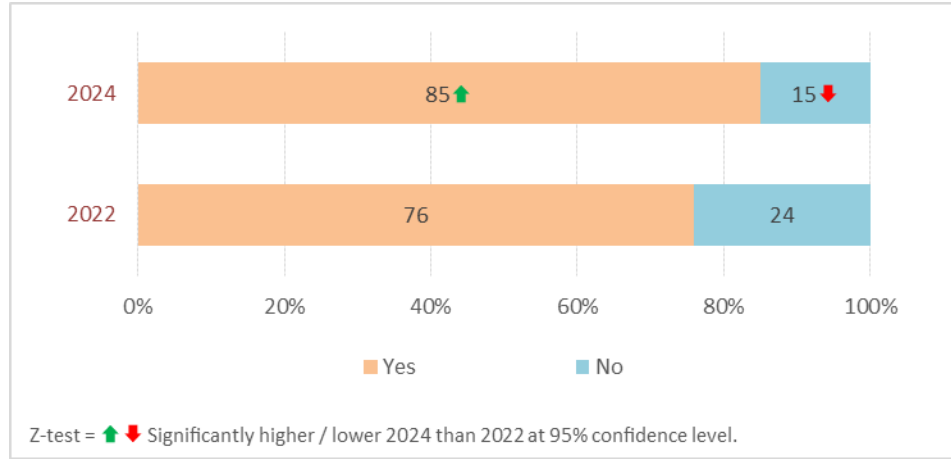


Table 37.1

PR Police Provides Training to Implement the Policies or Regulations Governing Interventions with Foreign or Non-citizen Persons

Yr 2024	TOTAL	AGE				GENDER		YEARS IN SERVICE					OFFICER RANK				
		24 - 34 years	35 - 44 years	45 - 54 years	55 - 62 years	Female	Male	0 - 9 years	10 - 14 years	15 - 19 years	20 - 24 years	25 + years	PO	SGT	2 ND LT	1 ST LT	EXO
Percentage (%)																	
Yes	85.0 ▲	73.0	84.0 ▲	84.0 ▲	88.0 ▲	83.0 ▲	85.0 ▲	73.0	84.0 ▲	84.0 ▲	84.0 ▲	84.0 ▲	84.0 ▲	83.0 ▲	90.0 ▲	88.0	94.0
No	15.0 ▼	27.0	16.0 ▼	16.0 ▼	12.0 ▼	17.0 ▼	15.0 ▼	27.0	16.0 ▼	16.0 ▼	16.0 ▼	16.0 ▼	16.0 ▼	17.0 ▼	10.0 ▼	12.0	6.0
Frequency																	
Yes	1644	32	313	913	386	424	1220	37	145	103	395	964	1218	180	156	46	44
No	291	12	60	168	51	84	207	14	28	20	76	153	227	37	18	6	3
Unweighted Base	1935	44	373	1081	437	508	1427	51	173	123	471	1117	1445	217	174	52	47

Notes

Z-test = ▲ ▼ Significantly higher / lower 2024 than 2022 at 95% confidence level.

Rank: PO=Police Officer / SGT=Sergeant / 2ND LT=2ND Lieutenant / 1ST LT=1ST Lieutenant / EXO=Executive Officer.

Q37. Has the PR Police provided adequate training to implement the policies or regulations that govern interventions with foreigners or non-citizens?

Table 37.2

PR Police Provides Training to Implement the Policies or Regulations Governing Interventions with Foreign or Non-citizen Persons

Yr 2024	TOTAL	POLICE AREA													
		San Juan	Arecibo	Ponce	Humacao	Mayagüez	Caguas	Bayamón	Carolina	Guayama	Aguadilla	Utuaado	Fajardo	Aibonito	Head-quarters
Percentage (%)															
Yes	85.0 ▲	78.0	83.0 ▲	83.0 ▲	85.0	82.0 ▲	87.0	81.0	89.0 ▲	93.0 ▲	78.0	93.0 ▲	81.0	92.0	90.0 ▲
No	15.0 ▼	22.0	17.0 ▼	17.0 ▼	15.0	18.0 ▼	13.0	19.0	11.0 ▼	7.0 ▼	22.0	7.0 ▼	19.0	8.0	10.0 ▼
Frequency															
Yes	1644	131	112	154	55	142	112	199	119	66	96	70	70	80	238
No	291	37	23	24	10	31	17	47	15	5	27	5	16	7	27
Unweighted Base	1935	168	135	178	65	173	129	246	134	71	123	75	86	87	265

Notes

Z-test = ▲ ▼ Significantly higher / lower 2024 than 2022 at 95% confidence level.

Q37. Has the PR Police provided adequate training to implement the policies or regulations that govern interventions with foreigners or non-citizens?

In 2024, most officers (85%, a +9pp statistically significant increase from 76% in 2022) indicate that the PR Police do provide training to implement the policies and regulation surrounding the interventions conducted with foreigners or non-citizens.

- In 2024, younger officers (73%) (both in age and service time) exhibit a somewhat lower agreement relative to older, more veteran officers.

Figure 38

Resources that the PR Police Have Provided Its Officers So They Can Do Their Job Effectively

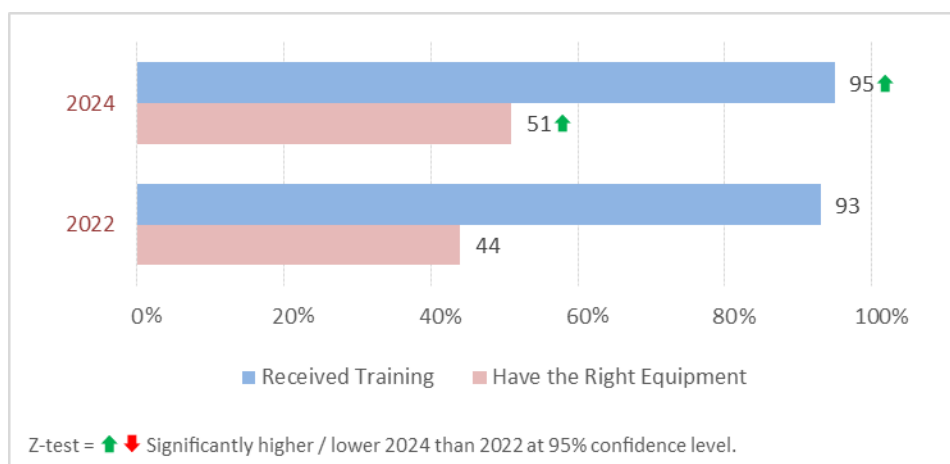


Table 38.1

Resources that the PR Police Have Provided Its Officers So They Can Do Their Job Effectively

Yr 2024	TOTAL	AGE				GENDER		YEARS IN SERVICE					OFFICER RANK				
		24 - 34 years	35 - 44 years	45 - 54 years	55 - 62 years	Female	Male	0 - 9 years	10 - 14 years	15 - 19 years	20 - 24 years	25 + years	PO	SGT	2 ND LT	1 ST LT	EXO
Percentage (%)																	
(1) Have received training, but do not have the right equipment	46.0 ↓	52.0	49.0	46.0 ↓	43.0	47.0 ↓	47.0	47.0	49.0	46.0 ↓	46.0 ↓	46.0 ↓	49.0	53.0	40.0	26.0	
(2) Have not received training, but have the right equipment	2.0	2.0	3.0	2.0	2.0	2.0	4.0	3.0	1.0	3.0	2.0	2.0	2.0	3.0	—	2.0	
(3) Have received the training and have the right equipment	49.0 ↑	41.0	45.0	49.0 ↑	53.0 ↑	52.0 ↑	48.0 ↑	45.0	48.0	47.0	49.0 ↑	50.0 ↑	49.0 ↑	46.0	42.0	56.0	70.0
(4) Have not received training, nor do have the right equipment	3.0 ↓	5.0	3.0	3.0	2.0 ↓	2.0	3.0	4.0	2.0	3.0	3.0	2.0 ↓	3.0	3.0	2.0	4.0	2.0
TRAINING (1, 3)	95.0 ↑	93.0	94.0	95.0	97.0 ↑	95.0	95.0 ↑	92.0	95.0	96.0	94.0	95.0 ↑	95.0	95.0	95.0	96.0	96.0
RIGHT EQUIPMENT (2, 3)	51.0 ↑	43.0	47.0	52.0 ↑	55.0 ↑	54.0 ↑	50.0 ↑	49.0	51.0	48.0	51.0 ↑	52.0 ↑	52.0 ↑	48.0	45.0	56.0	72.0
Frequency																	
(1) Have received training, but do not have the right equipment	891	23	184	495	189	220	671	24	81	60	215	511	660	106	92	21	12
(2) Have not received training, but have the right equipment	45	1	10	26	8	11	34	2	5	1	13	24	34	5	5	—	1
(3) Have received the training and have the right equipment	948	18	166	531	233	265	683	23	83	58	229	555	713	100	73	29	33
(4) Have not received training, nor do have the right equipment	51	2	13	29	7	12	39	2	4	4	14	27	38	6	4	2	1
TRAINING (1, 3)	1839	41	350	1026	422	485	1354	47	164	118	444	1066	1373	206	165	50	45
RIGHT EQUIPMENT (2, 3)	993	19	176	557	241	276	717	25	88	59	242	579	747	105	78	29	34
Unweighted Base	1935	44	373	1081	437	508	1427	51	173	123	471	1117	1445	217	174	52	47

Notes

Z-test = ↑ ↓ Significantly higher / lower 2024 than 2022 at 95% confidence level.

Rank: PO=Police Officer / SGT=Sergeant / 2ND LT=2ND Lieutenant / 1ST LT=1ST Lieutenant / EXO=Executive Officer.

Q38. Which of the following alternatives best describes the resources that the PR Police has provided you so that you can carry out your work effectively?

Table 38.2

Resources that the PR Police Have Provided Its Officers So They Can Do Their Job Effectively

Yr 2024	TOTAL	POLICE AREA														
		San Juan	Arecibo	Ponce	Humacao	Mayagüez	Caguas	Bayamón	Carolina	Guayama	Aguadilla	Utua	Fajardo	Aibonito	Head-quarters	
Percentage (%)																
(1) Have received training, but do not have the right equipment	46.0 ↓	46.0	42.0	52.0	40.0	60.0	39.0	49.0	47.0 ↓	41.0	54.0	40.0	55.0	44.0	34.0	
(2) Have not received training, but have the right equipment	2.0	4.0	2.0	2.0	3.0	2.0	5.0	3.0	2.0	3.0	1.0	1.0	—	3.0	1.0	
(3) Have received the training and have the right equipment	49.0 ↑	46.0	52.0	46.0	55.0	37.0	53.0	44.0 ↑	48.0 ↑	54.0	38.0	57.0	45.0	52.0	63.0 ↑	
(4) Have not received training, nor do have the right equipment	3.0 ↓	5.0	4.0	1.0	2.0	1.0 ↓	3.0	3.0	3.0	3.0	7.0	1.0	—	1.0	2.0	
TRAINING (1, 3)	95.0 ↑	92.0	94.0	97.0	95.0	97.0 ↑	92.0	93.0	95.0	94.0	93.0	97.0	100.0 ↑	95.0	97.0 ↑	
RIGHT EQUIPMENT (2, 3)	51.0 ↑	49.0	54.0	47.0	58.0	39.0	58.0 ↑	48.0 ↑	50.0 ↑	56.0	39.0	59.0	45.0	55.0	64.0	
Frequency																
(1) Have received training, but do not have the right equipment	891	77	57	92	26	103	50	121	63	29	67	30	47	38	91	
(2) Have not received training, but have the right equipment	45	6	3	3	2	4	6	8	3	2	1	1	—	3	3	
(3) Have received the training and have the right equipment	948	77	70	81	36	64	69	109	64	38	47	43	39	45	166	
(4) Have not received training, nor do have the right equipment	51	8	5	2	1	2	4	8	4	2	8	1	—	1	5	
TRAINING (1, 3)	1839	154	127	173	62	167	119	230	127	67	114	73	86	83	257	
RIGHT EQUIPMENT (2, 3)	993	83	73	84	38	68	75	117	67	40	48	44	39	48	169	
Unweighted Base	1935	168	135	178	65	173	129	246	134	71	123	75	86	87	265	

Notes

Z-test = ↑ ↓ Significantly higher / lower 2024 than 2022 at 95% confidence level.

Q38. Which of the following alternatives best describes the resources that the PR Police has provided you so that you can carry out your work effectively?

In 2024, while almost all officers indicate that the PR Police provides officers with the training to their job effectively (95%), around half (51%) say that they are provided the right equipment for effectively carrying out their job (which statistically significantly improves upon the 41% that indicated this in 2022). In addition, it shows a statistically significant increase ^{Yr24}49% ↑ ^{Yr22}41%) in having received training and having the appropriate equipment compared to 2022.

- In 2024, there is a significantly higher mention of providing both training and right equipment for the job among 1st LT (56%) and EXO (70%) rank officers and those from Headquarters (68%).

SUPERVISION AND MANAGEMENT

The main objectives of the Supervision and Management compliance area is to establish guides and training that will serve as work tools for each supervisor to optimize their functions and responsibilities. (PRPB Action Plans for Compliance with a Sustainable Reform – Electronic Version, p 4)

Figure 39

PR Police Has an Efficient System in Which Supervisors Can Early Identify Inappropriate Behavior By Police Officers

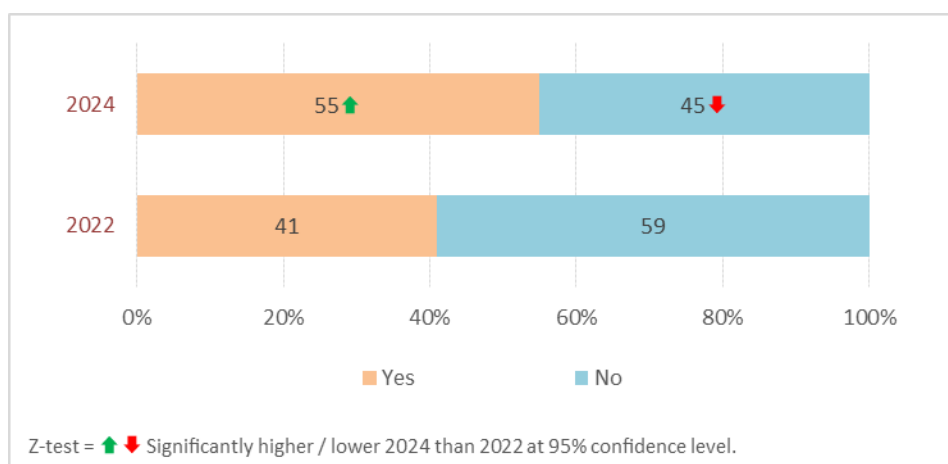


Table 39.1

PR Police Has an Efficient System in Which Supervisors Can Early Identify Inappropriate Behavior By Police Officers

	TOTAL	AGE				GENDER		YEARS IN SERVICE					OFFICER RANK				
		24 - 34 years	35 - 44 years	45 - 54 years	55 - 62 years	Female	Male	0 - 9 years	10 - 14 years	15 - 19 years	20 - 24 years	25 + years	PO	SGT	2 ND LT	1 ST LT	EXO
		Percentage (%)															
Yes	55.0 ▲	45.0	53.0 ▲	54.0 ▲	57.0 ▲	50.0 ▲	56.0 ▲	43.0	54.0 ▲	59.0 ▲	54.0 ▲	55.0 ▲	52.0 ▲	59.0	67.0 ▲	65.0	68.0 ▲
No	45.0 ▼	55.0	47.0 ▼	46.0 ▼	43.0 ▼	50.0 ▼	44.0 ▼	57.0	46.0 ▼	41.0 ▼	46.0 ▼	45.0 ▼	48.0 ▼	41.0	33.0 ▼	35.0	32.0 ▼
		Frequency															
Yes	1057	20	199	589	249	253	804	22	94	73	256	612	747	128	116	34	32
No	878	24	174	492	188	255	623	29	79	50	215	505	698	89	58	18	15
Unweighted Base	1935	44	373	1081	437	508	1427	51	173	123	471	1117	1445	217	174	52	47

Notes

Z-test = ▲ ▼ Significantly higher / lower 2024 than 2022 at 95% confidence level.

Rank: PO=Police Officer / SGT=Sergeant / 2ND LT=2ND Lieutenant / 1ST LT=1ST Lieutenant / EXO=Executive Officer.

Q39. According to your perception, do you consider that the PR Police has an efficient system in which supervisors can identify, early, inappropriate behavior of police members?

Table 39.2

PR Police Has an Efficient System in Which Supervisors Can Early Identify Inappropriate Behavior By Police Officers

Yr 2024	TOTAL	POLICE AREA													
		San Juan	Arecibo	Ponce	Humacao	Mayagüez	Caguas	Bayamón	Carolina	Guayama	Aguadilla	Utuaado	Fajardo	Aibonito	Head-quarters
Percentage (%)															
Yes	55.0 ↑	42.0	59.0 ↑	61.0 ↑	55.0	53.0	51.0	49.0 ↑	55.0 ↑	58.0 ↑	57.0 ↑	69.0 ↑	49.0	54.0	60.0 ↑
No	45.0 ↓	58.0	41.0 ↓	39.0 ↓	45.0	47.0	49.0	51.0 ↓	45.0 ↓	42.0 ↓	43.0 ↓	31.0 ↓	51.0	46.0	40.0 ↓
Frequency															
Yes	1057	71	79	109	36	91	66	120	74	41	70	52	42	47	159
No	878	97	56	69	29	82	63	126	60	30	53	23	44	40	106
Unweighted Base	1935	168	135	178	65	173	129	246	134	71	123	75	86	87	265

Notes

Z-test = ↑ ↓ Significantly higher / lower 2024 than 2022 at 95% confidence level.

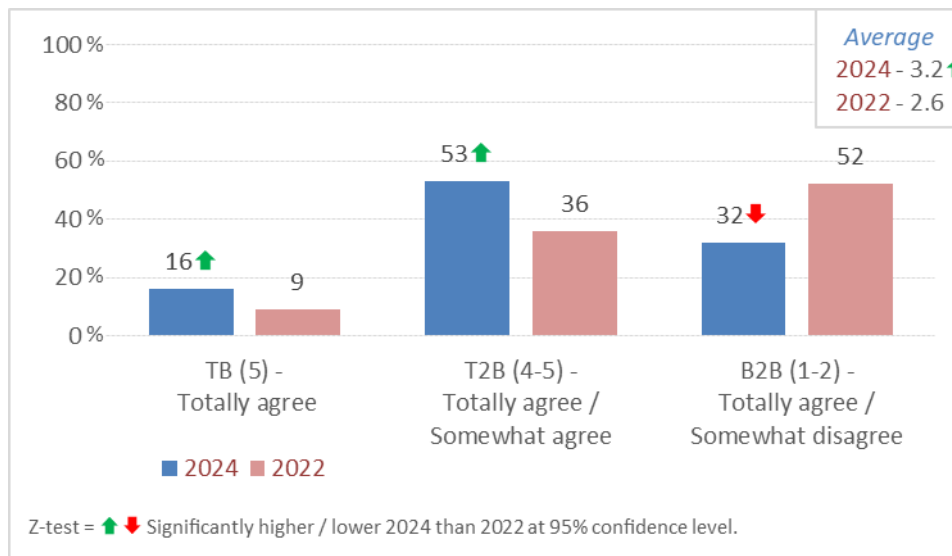
Q39. According to your perception, do you consider that the PR Police has an efficient system in which supervisors can identify, early, inappropriate behavior of police members?

Almost half of the officers (45%) say that the PR Police does not have an efficient system in which supervisors can early identify inappropriate behavior by police officers in 2024. This disagreement is statistically significantly lower than the 59% obtained in 2022.

- In 2024, this negative response increases the younger the officer’s age (55%), is higher among females (50%), among those with a PO rank (48%), and among those from San Juan (58%).

Figure 40

Level of Agreement that the PR Police Has the Necessary Number of Qualified Officer Supervisors



FPM PRPB SURVEY

Table 40.1

Level of Agreement that the PR Police Has the Necessary Number of Qualified Officer Supervisors

Yr 2024	TOTAL	AGE				GENDER		YEARS IN SERVICE					OFFICER RANK				
		24 - 34 years	35 - 44 years	45 - 54 years	55 - 62 years	Female	Male	0 - 9 years	10 - 14 years	15 - 19 years	20 - 24 years	25 + years	PO	SGT	2 ND LT	1 ST LT	EXO
Percentage (%)																	
(5) Totally agree	16.1 ↑	20.5 ↑	12.9	16.3 ↑	17.8 ↑	14.4 ↑	16.7 ↑	11.8	14.5	16.3	18.0 ↑	15.7 ↑	17.3 ↑	11.5	13.2	11.5 ↑	14.9
(4) Somewhat agree	37.1 ↑	25.0	35.1 ↑	37.8 ↑	38.0 ↑	37.0 ↑	37.1 ↑	27.5	33.5	36.6	35.2 ↑	38.9 ↑	35.9 ↑	39.6 ↑	42.5 ↑	36.5	40.4 ↑
(3) Nor agree, nor disagree	14.5 ↑	6.8	16.1	14.0	15.3 ↑	13.6	14.9 ↑	11.8	12.1	19.5	16.6	13.6	16.1	16.1 ↑	4.6	7.7	4.3
(2) Somewhat disagree	17.0 ↓	27.3	19.0	16.5 ↓	15.6	18.3	16.5 ↓	25.5	19.7	16.3	15.9 ↓	16.7 ↓	16.4 ↓	18.0	20.7	21.2	12.8
(1) Totally disagree	15.3 ↓	20.5 ↓	16.9 ↓	15.4 ↓	13.3 ↓	16.7 ↓	14.9 ↓	23.5	20.2 ↓	11.4 ↓	14.2 ↓	15.1 ↓	14.3 ↓	14.7 ↓	19.0 ↓	23.1 ↓	27.7 ↓
TOP 2 BOX (4, 5)	53.1 ↑	45.5 ↑	48.0 ↑	54.1 ↑	55.8 ↑	51.4 ↑	53.7 ↑	39.2	48.0 ↑	52.8 ↑	53.3 ↑	54.5 ↑	53.2 ↑	51.2 ↑	55.7 ↑	48.1 ↑	55.3 ↑
BOT 2 BOX (1, 2)	32.4 ↓	47.7	35.9 ↓	31.9 ↓	28.8 ↓	35.0 ↓	31.4 ↓	49.0	39.9 ↓	27.6 ↓	30.1 ↓	31.9 ↓	30.7 ↓	32.7 ↓	39.7 ↓	44.2 ↓	40.4 ↓
AVERAGE	3.2 ↑	3.0 ↑	3.1 ↑	3.2 ↑	3.3 ↑	3.1 ↑	3.2 ↑	2.8	3.0 ↑	3.3 ↑	3.3 ↑	3.2 ↑	3.3 ↑	3.2 ↑	3.1 ↑	2.9 ↑	3.0 ↑
Frequency																	
(5) Totally agree	311	9	48	176	78	73	238	6	25	20	85	175	250	25	23	6	7
(4) Somewhat agree	717	11	131	409	166	188	529	14	58	45	166	434	519	86	74	19	19
(3) Nor agree, nor disagree	281	3	60	151	67	69	212	6	21	24	78	152	232	35	8	4	2
(2) Somewhat disagree	329	12	71	178	68	93	236	13	34	20	75	187	237	39	36	11	6
(1) Totally disagree	297	9	63	167	58	85	212	12	35	14	67	169	207	32	33	12	13
TOP 2 BOX (4, 5)	1028	20	179	585	244	261	767	20	83	65	251	609	769	111	97	25	26
BOT 2 BOX (1, 2)	626	21	134	345	126	178	448	25	69	34	142	356	444	71	69	23	19
Unweighted Base	1935	44	373	1081	437	508	1427	51	173	123	471	1117	1445	217	174	52	47

Notes

Z-test = ↑ ↓ Significantly higher / lower 2024 than 2022 at 95% confidence level.
 Rank: PO=Police Officer / SGT=Sergeant / 2ND LT=2ND Lieutenant / 1ST LT=1ST Lieutenant / EXO=Executive Officer.
 Q40. How much do you agree that the PR Police has the necessary number of qualified supervisors?

Table 40.2

Level of Agreement that the PR Police Has the Necessary Number of Qualified Officer Supervisors

TOTAL	POLICE AREA													Head-quarters	
	San Juan	Arecibo	Ponce	Humacao	Mayagüez	Caguas	Bayamón	Carolina	Guayama	Aguadilla	Utuaado	Fajardo	Aibonito		
Percentage (%)															
(5) Totally agree	16.1 ↑	10.1	16.3 ↑	16.9	7.7	18.5	17.8 ↑	14.2 ↑	12.7	22.5 ↑	20.3 ↑	22.7 ↑	9.3	14.9	19.2 ↑
(4) Somewhat agree	37.1 ↑	36.9 ↑	40.0 ↑	41.0 ↑	35.4	41.6 ↑	26.4	32.5	32.8	40.8	37.4	42.7	26.7	48.3 ↑	38.9 ↑
(3) Nor agree, nor disagree	14.5 ↑	10.1	17.0	11.8	15.4	16.8	11.6	15.0	14.2	11.3	13.8	13.3	20.9	12.6	17.4
(2) Somewhat disagree	17.0 ↓	26.2	17.8	19.1	26.2	12.1 ↓	22.5	17.9	17.2	9.9	13.0	12.0	20.9	13.8	11.7 ↓
(1) Totally disagree	15.3 ↓	16.7 ↓	8.9 ↓	11.2 ↓	15.4 ↓	11.0 ↓	21.7 ↓	20.3	23.1	15.5 ↓	15.4 ↓	9.3 ↓	22.1 ↓	10.3 ↓	12.8 ↓
TOP 2 BOX (4, 5)	53.1 ↑	47.0 ↑	56.3 ↑	57.9 ↑	43.1	60.1 ↑	44.2	46.7 ↑	45.5	63.4 ↑	57.7 ↑	65.3 ↑	36.0	63.2 ↑	58.1 ↑
BOT 2 BOX (1, 2)	32.4 ↓	42.9 ↓	26.7 ↓	30.3 ↓	41.5	23.1 ↓	44.2	38.2 ↓	40.3 ↓	25.4 ↓	28.5 ↓	21.3 ↓	43.0 ↓	24.1 ↓	24.5 ↓
AVERAGE	3.2 ↑	3.0 ↑	3.4 ↑	3.3 ↑	2.9	3.5 ↑	3.0 ↑	3.0 ↑	3.0 ↑	3.5 ↑	3.3 ↑	3.6 ↑	2.8 ↑	3.4 ↑	3.4 ↑
Frequency															
(5) Totally agree	311	17	22	30	5	32	23	35	17	16	25	17	8	13	51
(4) Somewhat agree	717	62	54	73	23	72	34	80	44	29	46	32	23	42	103
(3) Nor agree, nor disagree	281	17	23	21	10	29	15	37	19	8	17	10	18	11	46
(2) Somewhat disagree	329	44	24	34	17	21	29	44	23	7	16	9	18	12	31
(1) Totally disagree	297	28	12	20	10	19	28	50	31	11	19	7	19	9	34
TOP 2 BOX (4, 5)	1028	79	76	103	28	104	57	115	61	45	71	49	31	55	154
BOT 2 BOX (1, 2)	626	72	36	54	27	40	57	94	54	18	35	16	37	21	65
Unweighted Base	1935	168	135	178	65	173	129	246	134	71	123	75	86	87	265

Notes

Z-test = ↑ ↓ Significantly higher / lower 2024 than 2022 at 95% confidence level.
 Q40. How much do you agree that the PR Police has the necessary number of qualified supervisors?

Over half of the police officers agree (53%) with the PR Police having the necessary number of qualified officer supervisors in 2024. This is a statistically significant difference from the 36% agreement obtained in 2022.

- In 2024, the level of disagreement is highest among younger officers (48%), those with less service time (49%) and those from the areas of San Juan (43%), Bayamon (38%), Carolina (40%), Caguas (44%) and Fajardo (43%).

Figure 41

Level of Objectivity of the PR Police Work and Performance Evaluation System

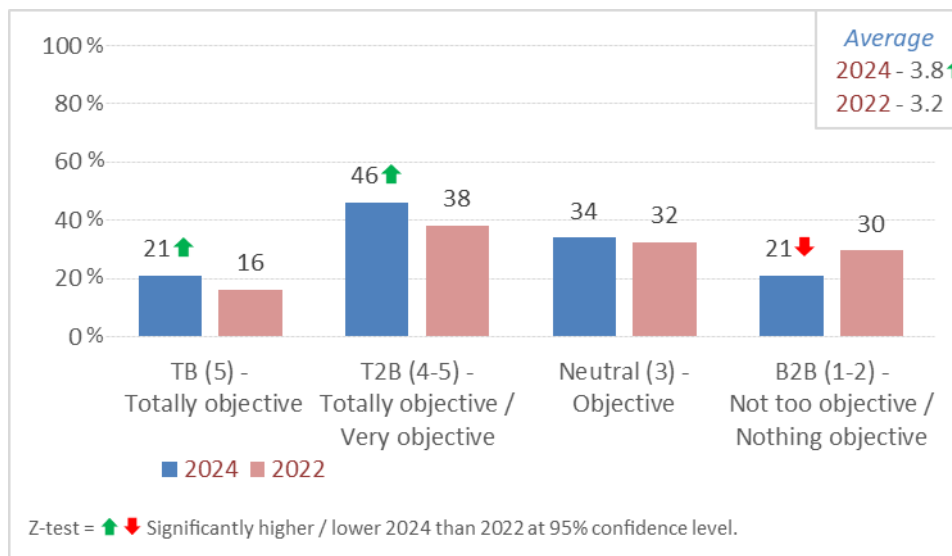


Table 41.1

Level of Objectivity of the PR Police Work and Performance Evaluation System

Yr 2024	TOTAL	AGE				GENDER		YEARS IN SERVICE					OFFICER RANK				
		24 - 34 years	35 - 44 years	45 - 54 years	55 - 62 years	Female	Male	0 - 9 years	10 - 14 years	15 - 19 years	20 - 24 years	25 + years	PO	SGT	2 ND LT	1 ST LT	EXO
Percentage (%)																	
(5) Totally objective	20.7 ↑	25.0	18.0	20.8 ↑	22.4	16.9 ↑	22.1 ↑	19.6	22.0	20.3	21.0 ↑	20.5 ↑	21.6 ↑	14.7	21.3	15.4	25.5
(4) Very objective	24.8	13.6	25.2	25.0	25.2	23.4 ↑	25.3	17.6	20.2	27.6	28.0 ↑	24.2	24.6	28.6	21.3	26.9	25.5
(3) Objective	33.9	22.7	32.4	34.3	35.2	37.6	32.6	25.5	37.0 ↑	32.5	29.7	35.7	33.0	34.6	39.1 ↑	40.4	31.9
(2) Not too objective	16.1 ↓	25.0	18.2 ↓	16.4 ↓	12.6 ↓	18.3 ↓	15.3 ↓	25.5	13.3 ↓	13.0	17.6 ↓	15.8 ↓	16.3 ↓	17.5	14.9 ↓	11.5	12.8 ↓
(1) Nothing objective	4.5 ↓	13.6	6.2	3.5 ↓	4.6	3.7 ↓	4.8 ↓	11.8	7.5	6.5	3.6 ↓	3.8 ↓	4.6 ↓	4.6	3.4	5.8	4.3
TOP 2 BOX (4, 5)	45.5 ↑	38.6	43.2	45.8 ↑	47.6 ↑	40.4 ↑	47.4 ↑	37.3	42.2	48.0	49.0 ↑	44.7 ↑	46.2 ↑	43.3	42.5	42.3	51.1 ↑
BOT 2 BOX (1, 2)	20.6 ↓	38.6	24.4 ↓	19.9 ↓	17.2 ↓	22.0 ↓	20.0 ↓	37.3	20.8 ↓	19.5	21.2 ↓	19.6 ↓	20.8 ↓	22.1	18.4 ↓	17.3 ↓	17.0 ↓
AVERAGE	3.4 ↑	3.1	3.3 ↑	3.4 ↑	3.5 ↑	3.3 ↑	3.5 ↑	3.1	3.4 ↑	3.4	3.5 ↑	3.4 ↑	3.4 ↑	3.3	3.4 ↑	3.4	3.6 ↑
Frequency																	
(5) Totally objective	401	11	67	225	98	86	315	10	38	25	99	229	312	32	37	8	12
(4) Very objective	480	6	94	270	110	119	361	9	35	34	132	270	355	62	37	14	12
(3) Objective	656	10	121	371	154	191	465	13	64	40	140	399	477	75	68	21	15
(2) Not too objective	311	11	68	177	55	93	218	13	23	16	83	176	235	38	26	6	6
(1) Nothing objective	87	6	23	38	20	19	68	6	13	8	17	43	66	10	6	3	2
TOP 2 BOX (4, 5)	881	17	161	495	208	205	676	19	73	59	231	499	667	94	74	22	24
BOT 2 BOX (1, 2)	398	17	91	215	75	112	286	19	36	24	100	219	301	48	32	9	8
Unweighted Base	1935	44	373	1081	437	508	1427	51	173	123	471	1117	1445	217	174	52	47

Notes

Z-test = ↑ ↓ Significantly higher / lower 2024 than 2022 at 95% confidence level.
 Rank: PO=Police Officer / SGT=Sergeant / 2ND LT=2ND Lieutenant / 1ST LT=1ST Lieutenant / EXO=Executive Officer.
 Q41. How objective do you consider the system for evaluating the work and performance of police officers to be?

Table 41.2

Level of Objectivity of the PR Police Work and Performance Evaluation System

Yr 2024	TOTAL	POLICE AREA														Head-quarters
		San Juan	Arecibo	Ponce	Humacao	Mayagüez	Caguas	Bayamón	Carolina	Guayama	Aguadilla	Utuaado	Fajardo	Aibonito		
Percentage (%)																
(5) Totally objective	20.7 ↑	19.0	22.2	19.7	16.9	19.1	21.7	17.5	22.4	26.8	22.8 ↑	29.3	23.3	20.7	19.6	
(4) Very objective	24.8	21.4	20.0	25.8	24.6	28.3	16.3	26.8	20.9	28.2	26.0	24.0	27.9 ↑	33.3	25.7	
(3) Objective	33.9	35.1	39.3	34.3	33.8	33.5	38.8	29.3	28.4	28.2	31.7	34.7	31.4	29.9	39.6 ↑	
(2) Not too objective	16.1 ↓	18.5	17.0	16.9	21.5	16.8	16.3	18.7 ↓	20.9	11.3 ↓	15.4	9.3	15.1	14.9	10.9 ↓	
(1) Nothing objective	4.5 ↓	6.0	1.5 ↓	3.4 ↓	3.1	2.3	7.0	7.7	7.5	5.6	4.1	2.7	2.3	1.1	4.2	
TOP 2 BOX (4, 5)	45.5 ↑	40.5	42.2	45.5	41.5	47.4	38.0	44.3 ↑	43.3	54.9 ↑	48.8 ↑	53.3	51.2	54.0	45.3	
BOT 2 BOX (1, 2)	20.6 ↓	24.4	18.5 ↓	20.2 ↓	24.6	19.1 ↓	23.3 ↓	26.4	28.4	16.9 ↓	19.5 ↓	12.0	17.4	16.1	15.1 ↓	
AVERAGE	3.4 ↑	3.3	3.4	3.4 ↑	3.3	3.5 ↑	3.3	3.3 ↑	3.3	3.6 ↑	3.5 ↑	3.7	3.6	3.6	3.5 ↑	
Frequency																
(5) Totally objective	401	32	30	35	11	33	28	43	30	19	28	22	20	18	52	
(4) Very objective	480	36	27	46	16	49	21	66	28	20	32	18	24	29	68	
(3) Objective	656	59	53	61	22	58	50	72	38	20	39	26	27	26	105	
(2) Not too objective	311	31	23	30	14	29	21	46	28	8	19	7	13	13	29	
(1) Nothing objective	87	10	2	6	2	4	9	19	10	4	5	2	2	1	11	
TOP 2 BOX (4, 5)	881	68	57	81	27	82	49	109	58	39	60	40	44	47	120	
BOT 2 BOX (1, 2)	398	41	25	36	16	33	30	65	38	12	24	9	15	14	40	
Unweighted Base	1935	168	135	178	65	173	129	246	134	71	123	75	86	87	265	

Notes

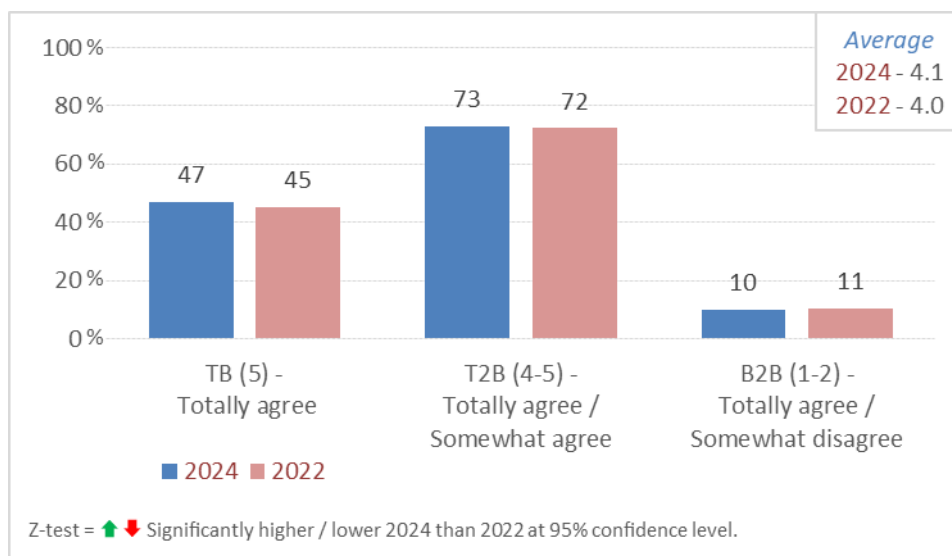
Z-test = ↑ ↓ Significantly higher / lower 2024 than 2022 at 95% confidence level.
 Q41. How objective do you consider the system for evaluating the work and performance of police officers to be?

In 2024, nearly half of the police officers agree (46%) that the system for evaluating the work and performance of police officers is objective. This is a +8pp significant increase from 38% in 2022.

- One out of three officers are neutral (34%) with regards to the objectivity of the evaluation system in 2024.
- Also in 2024, agreement that is at least very objective is higher among the EXO rank (26%) and officers from Guayama (28%), Aibonito (33%), Utuado (24%) and Fajardo (28%).

Figure 42

Level of Agreement that the Commanders of the Area Demonstrate Effective Leadership to Reach the Goals of the PR Police



FPM PRPB SURVEY

Table 42.1

Level of Agreement that the Commanders of the Area Demonstrate Effective Leadership to Reach the Goals of the PR Police

Yr 2024	TOTAL	AGE				GENDER		YEARS IN SERVICE					OFFICER RANK				
		24 - 34 years	35 - 44 years	45 - 54 years	55 - 62 years	Female	Male	0 - 9 years	10 - 14 years	15 - 19 years	20 - 24 years	25 + years	PO	SGT	2 ND LT	1 ST LT	EXO
Percentage (%)																	
(5) Totally agree	47.4	35.7	42.9	47.9	51.2	45.1	48.2	33.3	43.4	39.0	46.5	49.9	45.6	45.0	61.4	51.1	55.3
(4) Somewhat agree	25.6	26.2	26.3	25.8	24.4	28.4	24.6	25.5	22.1	32.0	26.1	25.2	26.7	25.6	19.6	25.5	13.2
(3) Nor agree, nor disagree	17.2	21.4	19.4	17.8	13.6	17.2	17.3	27.5	20.7	20.0	18.8	15.3	17.8	17.8	14.4	17.0	7.9
(2) Somewhat disagree	4.0	7.1	5.1	3.2	4.5	4.3	3.8	5.9	4.8	4.0	4.0	3.7	4.2	4.4	2.0	2.1	5.3
(1) Totally disagree	5.9	9.5	6.3	5.4	6.3	5.0	6.2	7.8	9.0	5.0	4.5	5.9	5.8	7.2	2.6	4.3	18.4
TOP 2 BOX (4, 5)	72.9	61.9	69.2	73.6	75.6	73.5	72.7	58.8	65.5	71.0	72.6	75.1	72.3	70.6	81.0	76.6	68.4
BOT 2 BOX (1, 2)	9.8	16.7	11.4	8.6	10.8	9.4	10.0	13.7	13.8	9.0	8.5	9.6	9.9	11.7	4.6	6.4	23.7
AVERAGE	4.1	3.7	3.9	4.1	4.1	4.0	4.1	3.7	3.9	4.0	4.1	4.1	4.0	4.0	4.4	4.2	3.8
Frequency																	
(5) Totally agree	791	15	135	446	195	197	594	17	63	39	185	487	571	81	94	24	21
(4) Somewhat agree	427	11	83	240	93	124	303	13	32	32	104	246	334	46	30	12	5
(3) Nor agree, nor disagree	288	9	61	166	52	75	213	14	30	20	75	149	223	32	22	8	3
(2) Somewhat disagree	66	3	16	30	17	19	47	3	7	4	16	36	52	8	3	1	2
(1) Totally disagree	98	4	20	50	24	22	76	4	13	5	18	58	72	13	4	2	7
TOP 2 BOX (4, 5)	1218	26	218	686	288	321	897	30	95	71	289	733	905	127	124	36	26
BOT 2 BOX (1, 2)	164	7	36	80	41	41	123	7	20	9	34	94	124	21	7	3	9
Unweighted Base	1670	42	315	932	381	437	1233	51	145	100	398	976	1252	180	153	47	38

Notes

Z-test = ▲ ▼ Significantly higher / lower 2024 than 2022 at 95% confidence level.

Rank: PO=Police Officer / SGT=Sergeant / 2ND LT=2ND Lieutenant / 1ST LT=1ST Lieutenant / EXO=Executive Officer.

Base: Among the police officer who serve in the police areas.

Q42. How much do you agree that the Area Commander [PROG: SHOW AREA VARIABLE] demonstrates effective leadership to achieve the goals of the PR Police?

Table 42.2

Level of Agreement that the Commanders of the Area Demonstrate Effective Leadership to Reach the Goals of the PR Police

Yr 2024	TOTAL	POLICE AREA												
		San Juan	Arecibo	Ponce	Humacao	Mayagüez	Caguas	Bayamón	Carolina	Guayama	Aguadilla	Utua	Fajardo	Aibonito
Percentage (%)														
(5) Totally agree	47.4	50.6	45.9	43.8	58.5	46.2	45.7	45.9	37.3	49.3	43.9	64.0	40.7	62.1
(4) Somewhat agree	25.6	20.8	29.6	22.5	20.0	26.6	31.0	25.6	29.1	23.9	23.6	21.3	31.4	25.3
(3) Nor agree, nor disagree	17.2	20.8	19.3	20.8	10.8	13.9	15.5	17.1	23.1	11.3	19.5	12.0	22.1	6.9
(2) Somewhat disagree	4.0	4.2	3.7	7.9	3.1	5.2	3.9	4.9	2.2	2.8	0.8	1.3	2.3	3.4
(1) Totally disagree	5.9	3.6	1.5	5.1	7.7	8.1	3.9	6.5	8.2	12.7	12.2	1.3	3.5	2.3
TOP 2 BOX (4, 5)	72.9	71.4	75.6	66.3	78.5	72.8	76.7	71.5	66.4	73.2	67.5	85.3	72.1	87.4
BOT 2 BOX (1, 2)	9.8	7.7	5.2	12.9	10.8	13.3	7.8	11.4	10.4	15.5	13.0	2.7	5.8	5.7
AVERAGE	4.1	4.1	4.2	3.9	4.2	4.0	4.1	4.0	3.9	3.9	3.9	4.5	4.0	4.4
Frequency														
(5) Totally agree	791	85	62	78	38	80	59	113	50	35	54	48	35	54
(4) Somewhat agree	427	35	40	40	13	46	40	63	39	17	29	16	27	22
(3) Nor agree, nor disagree	288	35	26	37	7	24	20	42	31	8	24	9	19	6
(2) Somewhat disagree	66	7	5	14	2	9	5	12	3	2	1	1	2	3
(1) Totally disagree	98	6	2	9	5	14	5	16	11	9	15	1	3	2
TOP 2 BOX (4, 5)	1218	120	102	118	51	126	99	176	89	52	83	64	62	76
BOT 2 BOX (1, 2)	164	13	7	23	7	23	10	28	14	11	16	2	5	5
Unweighted Base	1670	168	135	178	65	173	129	246	134	71	123	75	86	87

Notes

Z-test = ▲ ▼ Significantly higher / lower 2024 than 2022 at 95% confidence level.

Base: Among the police officer who serve in the police areas.

Q42. How much do you agree that the Area Commander [PROG: SHOW AREA VARIABLE] demonstrates effective leadership to achieve the goals of the PR Police?

Seven out of ten officers agree (73%) that the area commanders demonstrate effective leadership to reach the goals of the PR Police in 2024. No significant change is observed from 2022.

- In 2024, while the majority have a positive agreement, EXO rank officers (24%) have a higher disagreement compared to other ranks.

Figure 43

Level of Agreement that the Unit Directors Demonstrate Effective Leadership to Achieve the Goals of the PR Police

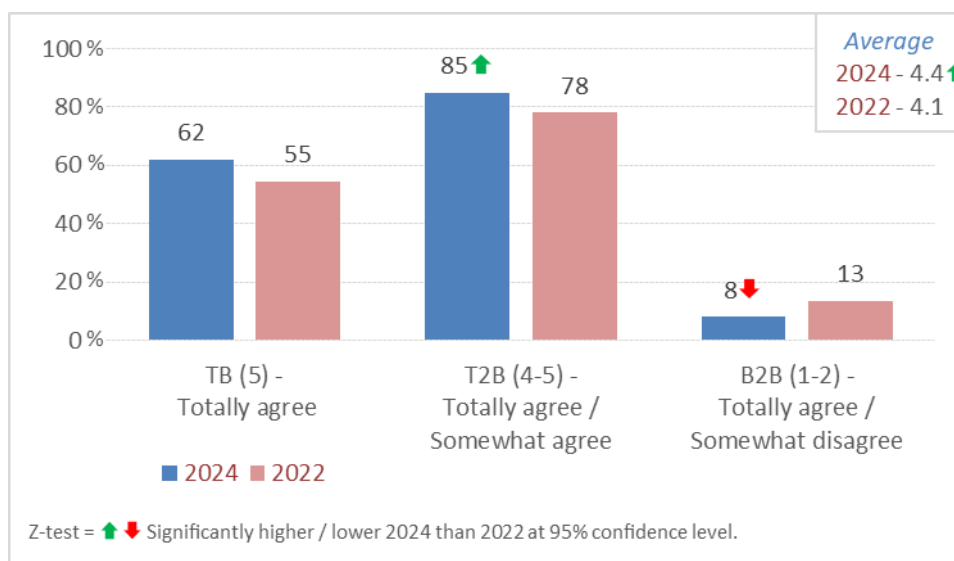


Table 43.1

Level of Agreement that the Unit Directors Demonstrate Effective Leadership to Achieve the Goals of the PR Police

Yr 2024	TOTAL	AGE				GENDER		YEARS IN SERVICE					OFFICER RANK				
		24 - 34 years	35 - 44 years	45 - 54 years	55 - 62 years	Female	Male	0 - 9 years	10 - 14 years	15 - 19 years	20 - 24 years	25 + years	PO	SGT	2 ND LT	1 ST LT	EXO
Percentage (%)																	
(5) Totally agree	61.9	50.0	63.8	57.7	71.4	56.3	63.9	—	57.1	65.2	56.2	65.2	61.7	56.8	61.9	80.0	77.8
(4) Somewhat agree	23.4	50.0	25.9	23.5	19.6	22.5	23.7	—	28.6	26.1	26.0	20.6	24.9	27.0	14.3	20.0	—
(3) Nor agree, nor disagree	6.8	—	5.2	8.7	3.6	9.9	5.7	—	10.7	—	5.5	7.8	6.2	13.5	—	—	11.1
(2) Somewhat disagree	5.3	—	5.2	5.4	5.4	8.5	4.1	—	3.6	8.7	8.2	3.5	4.7	—	19.0	—	11.1
(1) Totally disagree	2.6↓	—	—	4.7	—	2.8	2.6↓	—	—	—	4.1	2.8	2.6↓	2.7	4.8	—	—
TOP 2 BOX (4, 5)	85.3↑	100.0	89.7↑	81.2	91.1	78.9	87.6	—	85.7	91.3	82.2	85.8	86.5↑	83.8	76.2	100.0	77.8
BOT 2 BOX (1, 2)	7.9↓	—	5.2↓	10.1	5.4	11.3	6.7↓	—	3.6	8.7	12.3	6.4	7.3	2.7	23.8	—	11.1
AVERAGE	4.4↑	4.5	4.5↑	4.2	4.6	4.2	4.4↑	—	4.4	4.5	4.2	4.4	4.4↑	4.4	4.1	4.8	4.4
Frequency																	
(5) Totally agree	164	1	37	86	40	40	124	—	16	15	41	92	119	21	13	4	7
(4) Somewhat agree	62	1	15	35	11	16	46	—	8	6	19	29	48	10	3	1	—
(3) Nor agree, nor disagree	18	—	3	13	2	7	11	—	3	—	4	11	12	5	—	—	1
(2) Somewhat disagree	14	—	3	8	3	6	8	—	1	2	6	5	9	—	4	—	1
(1) Totally disagree	7	—	—	7	—	2	5	—	—	—	3	4	5	1	1	—	—
TOP 2 BOX (4, 5)	226	2	52	121	51	56	170	—	24	21	60	121	167	31	16	5	7
BOT 2 BOX (1, 2)	21	—	3	15	3	8	13	—	1	2	9	9	14	1	5	—	1
Unweighted Base	265	2^	58	149	56	71	194	0^	28^	23^	73	141	193	37	21^	5^	9^

Notes

Z-test = ↑↓ Significantly higher / lower 2024 than 2022 at 95% confidence level.
 Rank: PO=Police Officer / SGT=Sergeant / 2ND LT=2ND Lieutenant / 1ST LT=1ST Lieutenant / EXO=Executive Officer.
 Base: Among the members of the police who serve in the Headquarters / Fortaleza.
 ^Base too small for analysis (Less than 30 cases). Information to be used only directionally.
 Q43. How much do you agree that your Unit Director demonstrates effective leadership to achieve the goals of the PR Police Bureau?

In 2024, most officers (85%, a statistically significant increase from 78% in 2022) agree that the unit directors demonstrate effective leadership to achieve the PR Police’s goals.

- In 2024 (compared to 2022), 35-44 age group (Yr24:90% ↑ Yr22:73%) and PO rank (Yr24:87% ↑ Yr22:78%) show a statistically significant increase in agreeing that unit managers demonstrate effective leadership to achieve objectives.

Figure 44

Superintendent / Commissioner Is Directing the PR Police towards a Community Police that Protects Civil Rights

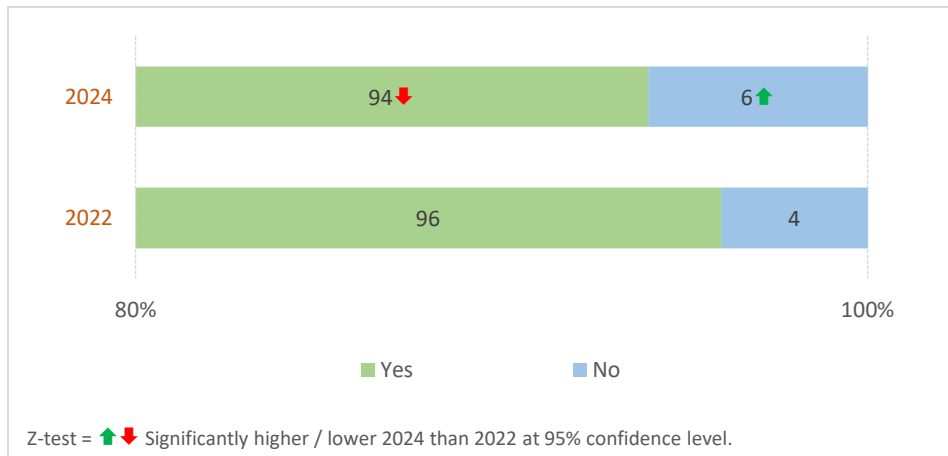


Table 44.1

Superintendent / Commissioner Is Directing the PR Police towards a Community Police that Protects Civil Rights

Yr 2024	TOTAL	AGE				GENDER		YEARS IN SERVICE					OFFICER RANK				
		24 - 34 years	35 - 44 years	45 - 54 years	55 - 62 years	Female	Male	0 - 9 years	10 - 14 years	15 - 19 years	20 - 24 years	25 + years	PO	SGT	2 ND LT	1 ST LT	EXO
Percentage (%)																	
Yes	94.0 ↓	86.0	94.0	94.0 ↓	94.0	94.0	94.0 ↓	90.0	92.0	95.0	93.0 ↓	94.0	94.0 ↓	95.0	91.0 ↓	88.0	85.0
No	6.0 ↑	14.0	6.0	6.0 ↑	6.0	6.0	6.0 ↑	10.0	8.0	5.0	7.0 ↑	6.0	6.0 ↑	5.0	9.0 ↑	12.0	15.0
Frequency																	
Yes	1817	38	350	1020	409	475	1342	46	160	117	439	1055	1365	207	159	46	40
No	118	6	23	61	28	33	85	5	13	6	32	62	80	10	15	6	7
Unweighted Base	1935	44	373	1081	437	508	1427	51	173	123	471	1117	1445	217	174	52	47

Notes

Z-test = ↑ ↓ Significantly higher / lower 2024 than 2022 at 95% confidence level.
 Rank: PO=Police Officer / SGT=Sergeant / 2ND LT=2ND Lieutenant / 1ST LT=1ST Lieutenant / EXO=Executive Officer.
 Q44. Do you consider that the Superintendent / Commissioner is directing the PR Police towards a community police that protects civil rights?

Table 44.2

Superintendent / Commissioner Is Directing the PR Police towards a Community Police that Protects Civil Rights

Yr 2024	TOTAL	POLICE AREA													
		San Juan	Arecibo	Ponce	Humacao	Mayagüez	Caguas	Bayamón	Carolina	Guayama	Aguadilla	Utuaado	Fajardo	Aibonito	Head-quarters
Percentage (%)															
Yes	94.0 ↓	92.0 ↓	96.0	94.0	94.0	96.0	91.0	94.0	94.0 ↓	96.0	94.0	97.0	92.0 ↓	94.0	92.0
No	6.0 ↑	8.0 ↑	4.0	6.0	6.0	4.0	9.0	6.0	6.0 ↑	4.0	6.0	3.0	8.0 ↑	6.0	8.0
Frequency															
Yes	1817	154	130	168	61	166	118	231	126	68	116	73	79	82	245
No	118	14	5	10	4	7	11	15	8	3	7	2	7	5	20
Unweighted Base	1935	168	135	178	65	173	129	246	134	71	123	75	86	87	265

Notes

Z-test = ↑ ↓ Significantly higher / lower 2024 than 2022 at 95% confidence level.
 Q44. Do you consider that the Superintendent / Commissioner is directing the PR Police towards a community police that protects civil rights?

In 2024, there is a very high agreement that the superintendent / commissioner is directing the PR Police towards being a community police that protects civil rights. Though still high, this agreement slightly decreases from 2022 (Yr24 94% \approx Yr22 96%).

- In 2024, this agreement is somewhat lower among younger officers (86%), 1STLT rank (88%) and EXO rank (85%).

ADMINISTRATIVE COMPLAINTS

The main objectives of the Administrative Complaints compliance area is to ensure that all allegations of improper conduct by Members of the Puerto Rico Police are received and investigated in a diligent, exhaustive, equitable and impartial manner and that those who engage in such conduct are held accountable in accordance with a system of disciplinary measures that are objective, consistent and proportional to the offense incurred. (PRPB Action Plans for Compliance with a Sustainable Reform – Electronic Version, p 3)

Figure 45

PR Police Investigate the Complaints Submitted Against Any Police Officer for Improper Conduct in an Objective and Complete Manner

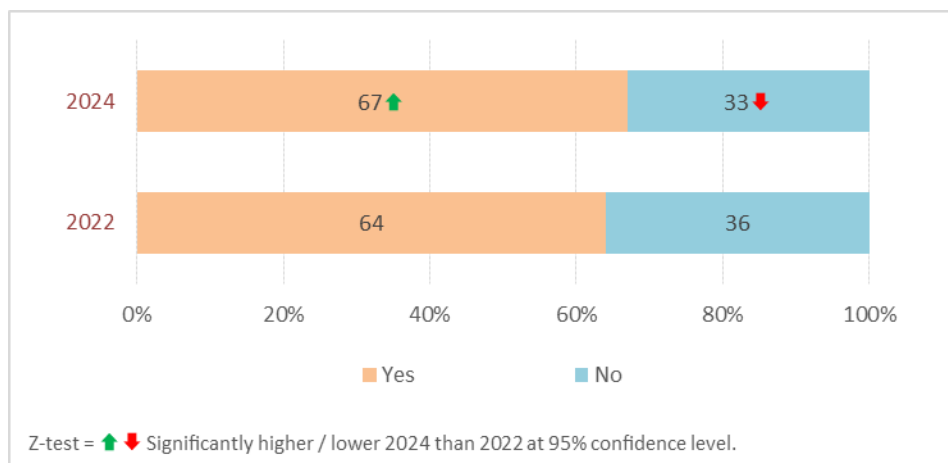


Table 45.1

PR Police Investigate the Complaints Submitted Against Any Police Officer for Improper Conduct in an Objective and Complete Manner

Yr 2024	TOTAL	AGE				GENDER		YEARS IN SERVICE					OFFICER RANK				
		24 - 34 years	35 - 44 years	45 - 54 years	55 - 62 years	Female	Male	0 - 9 years	10 - 14 years	15 - 19 years	20 - 24 years	25 + years	PO	SGT	2 ND LT	1 ST LT	EXO
Percentage (%)																	
Yes	67.0 ▲	61.0	63.0	67.0	73.0 ▲	65.0 ▲	68.0	61.0	62.0	73.0 ▲	66.0	68.0	67.0 ▲	69.0	72.0	58.0	74.0
No	33.0 ▼	39.0	37.0	33.0	27.0 ▼	35.0 ▼	32.0	39.0	38.0	27.0 ▼	34.0	32.0	33.0 ▼	31.0	28.0	42.0	26.0
Frequency																	
Yes	1304	27	234	723	320	332	972	31	108	90	313	762	963	150	126	30	35
No	631	17	139	358	117	176	455	20	65	33	158	355	482	67	48	22	12
Unweighted Base	1935	44	373	1081	437	508	1427	51	173	123	471	1117	1445	217	174	52	47

Notes

Z-test = ▲ ▼ Significantly higher / lower 2024 than 2022 at 95% confidence level.

Rank: PO=Police Officer / SGT=Sergeant / 2ND LT=2ND Lieutenant / 1ST LT=1ST Lieutenant / EXO=Executive Officer.

Q45. Does the PR Police investigate the complaints filed against any member of the police for improper conduct in an objective and complete manner?

Table 45.2

PR Police Investigate the Complaints Submitted Against Any Police Officer for Improper Conduct in an Objective and Complete Manner

Yr 2024	TOTAL	POLICE AREA													
		San Juan	Arecibo	Ponce	Humacao	Mayagüez	Caguas	Bayamón	Carolina	Guayama	Aguadilla	Utuaado	Fajardo	Aibonito	Head-quarters
Percentage (%)															
Yes	67.0 ▲	60.0	67.0	67.0	69.0	66.0	61.0	65.0	60.0 ▼	76.0	65.0	79.0	59.0	77.0	76.0
No	33.0 ▼	40.0	33.0	33.0	31.0	34.0	39.0	35.0	40.0 ▲	24.0	35.0	21.0	41.0	23.0	24.0
Frequency															
Yes	1304	101	91	120	45	115	79	160	81	54	80	59	51	67	201
No	631	67	44	58	20	58	50	86	53	17	43	16	35	20	64
Unweighted Base	1935	168	135	178	65	173	129	246	134	71	123	75	86	87	265

Notes

Z-test = ▲ ▼ Significantly higher / lower 2024 than 2022 at 95% confidence level.

Q45. Does the PR Police investigate the complaints filed against any member of the police for improper conduct in an objective and complete manner?

In 2024, two-thirds of the officers agree (67%) that the PR Polices investigates complaints submitted against any police officer for improper conduct in an objective and complete manner. This is a statistically significant increase from 64% in 2022.

- In 2024, disagreement with this element is higher among 1st LT rank (42%) and officers from Carolina (40%), Caguas (39%) and Fajardo (41%).
- In 2024 (compared to 2022), 52-62 age group ($Yr_{24}73\% \uparrow Yr_{22}65\%$), females ($Yr_{24}65\% \uparrow Yr_{22}59\%$), 15-19 years of experience ($Yr_{24}73\% \uparrow Yr_{22}61\%$), PO rank ($Yr_{24}67\% \uparrow Yr_{22}62\%$) show a statistically significant increase in agreement that the submitted complaints are investigated. Carolina region shows a statistically significant decrease in agreement ($Yr_{24}60\% \downarrow Yr_{22}73\%$).

Figure 46

Level of Agreement that the PR Police Consistently Apply the Corresponding Disciplinary Measures to Police Officers with Sustained Complaints for Having Committed an Offense

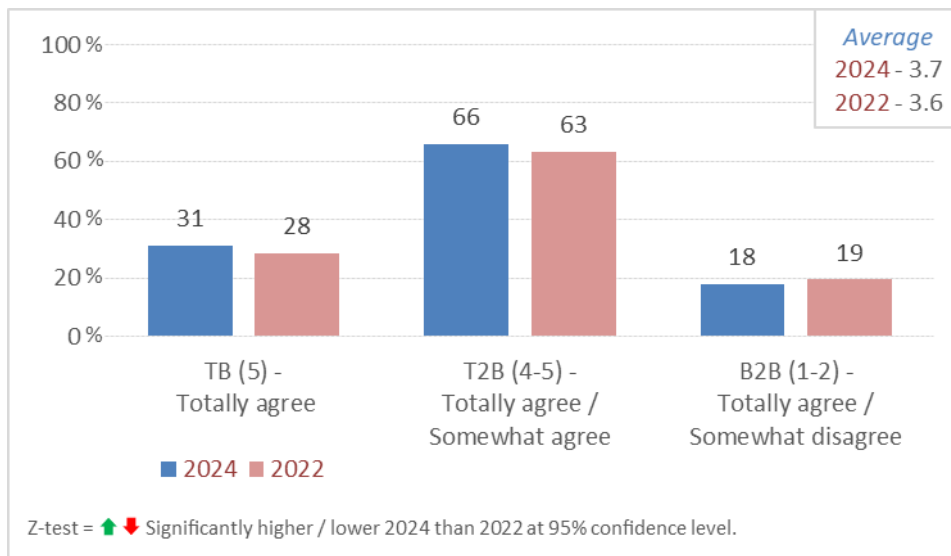


Table 46.1

Level of Agreement that the PR Police Consistently Apply the Corresponding Disciplinary Measures to Police Officers with Sustained Complaints for Having Committed an Offense

Yr 2024	TOTAL	AGE				GENDER		YEARS IN SERVICE					OFFICER RANK				
		24 - 34 years	35 - 44 years	45 - 54 years	55 - 62 years	Female	Male	0 - 9 years	10 - 14 years	15 - 19 years	20 - 24 years	25 + years	PO	SGT	2 ND LT	1 ST LT	EXO
Percentage (%)																	
(5) Totally agree	31.1	40.9 ▲	31.4	29.1	34.6	27.0	32.5	37.3	32.4 ▲	39.0	31.0	29.7	31.0 ▲	26.3	33.9	30.8	44.7
(4) Somewhat agree	34.8	20.5 ▼	31.9	36.4	35.0	34.8	34.8	25.5	31.8	27.6	33.8	37.0	34.0	38.7	36.2	38.5	34.0
(3) Nor agree, nor disagree	15.9	18.2	18.2	15.8	14.0	18.1	15.1	13.7	18.5	15.4	16.6	15.4	17.2	16.1	9.8	11.5	4.3
(2) Somewhat disagree	10.7	4.5	9.7	11.2	11.2	13.0	10.0	5.9	6.4	9.8	11.7	11.4	10.7	7.8	14.4	13.5	8.5
(1) Totally disagree	7.4	15.9	8.8	7.5	5.3	7.1	7.6	17.6 ▲	11.0	8.1	7.0	6.5	7.1	11.1	5.7	5.8	8.5
TOP 2 BOX (4, 5)	65.9	61.4	63.3	65.5	69.6	61.8	67.3	62.7	64.2	66.7	64.8	66.7	65.0	65.0	70.1	69.2	78.7
BOT 2 BOX (1, 2)	18.2	20.5	18.5	18.7	16.5	20.1	17.5	23.5	17.3	17.9	18.7	17.9	17.9	18.9	20.1	19.2	17.0
AVERAGE	3.7	3.7	3.7	3.7	3.8	3.6	3.8	3.6	3.7	3.8	3.7	3.7	3.7 ▲	3.6	3.8	3.8	4.0
Frequency																	
(5) Totally agree	601	18	117	315	151	137	464	19	56	48	146	332	448	57	59	16	21
(4) Somewhat agree	674	9	119	393	153	177	497	13	55	34	159	413	491	84	63	20	16
(3) Nor agree, nor disagree	308	8	68	171	61	92	216	7	32	19	78	172	248	35	17	6	2
(2) Somewhat disagree	208	2	36	121	49	66	142	3	11	12	55	127	155	17	25	7	4
(1) Totally disagree	144	7	33	81	23	36	108	9	19	10	33	73	103	24	10	3	4
TOP 2 BOX (4, 5)	1275	27	236	708	304	314	961	32	111	82	305	745	939	141	122	36	37
BOT 2 BOX (1, 2)	352	9	69	202	72	102	250	12	30	22	88	200	258	41	35	10	8
Unweighted Base	1935	44	373	1081	437	508	1427	51	173	123	471	1117	1445	217	174	52	47

Notes

Z-test = ▲ ▼ Significantly higher / lower 2024 than 2022 at 95% confidence level.

Rank: PO=Police Officer / SGT=Sergeant / 2ND LT=2ND Lieutenant / 1ST LT=1ST Lieutenant / EXO=Executive Officer.

Q46. How much do you agree that the PR Police consistently applies the corresponding disciplinary measures to members of the police with sustained complaints for having committed a misdemeanor?

Table 46.2

Level of Agreement that the PR Police Consistently Apply the Corresponding Disciplinary Measures to Police Officers with Sustained Complaints for Having Committed an Offense

	Yr 2024	POLICE AREA													
		TOTAL	San Juan	Arecibo	Ponce	Humacao	Mayagüez	Caguas	Bayamón	Carolina	Guayama	Aguadilla	Utuaado	Fajardo	Aibonito
Percentage (%)															
(5) Totally agree	31.1	31.0	33.3	33.7	35.4	31.2	26.4	29.7	27.6	40.8 ▲	24.4	36.0	24.4	31.0	33.6
(4) Somewhat agree	34.8	32.7	34.8	30.9	32.3	36.4	32.6	34.6	32.1	29.6	33.3	33.3	45.3	48.3	35.8
(3) Nor agree, nor disagree	15.9	17.9	14.8	18.0	20.0	12.7	12.4	17.5	17.9	14.1	18.7	20.0	10.5	10.3 ▼	15.8
(2) Somewhat disagree	10.7	10.7	9.6	11.2	7.7	13.9	17.1	11.0	10.4	9.9	12.2	6.7	9.3	3.4	10.2
(1) Totally disagree	7.4	7.7	7.4	6.2	4.6	5.8	11.6	7.3	11.9	5.6	11.4	4.0	10.5	6.9	4.5
TOP 2 BOX (4, 5)	65.9	63.7	68.1	64.6	67.7	67.6	58.9	64.2	59.7	70.4	57.7	69.3	69.8 ▲	79.3 ▲	69.4
BOT 2 BOX (1, 2)	18.2	18.5	17.0	17.4	12.3	19.7	28.7	18.3	22.4	15.5	23.6	10.7	19.8	10.3	14.7
AVERAGE	3.7	3.7	3.8	3.8	3.9	3.7	3.5	3.7	3.5	3.9	3.5	3.9	3.6	3.9	3.8
Frequency															
(5) Totally agree	601	52	45	60	23	54	34	73	37	29	30	27	21	27	89
(4) Somewhat agree	674	55	47	55	21	63	42	85	43	21	41	25	39	42	95
(3) Nor agree, nor disagree	308	30	20	32	13	22	16	43	24	10	23	15	9	9	42
(2) Somewhat disagree	208	18	13	20	5	24	22	27	14	7	15	5	8	3	27
(1) Totally disagree	144	13	10	11	3	10	15	18	16	4	14	3	9	6	12
TOP 2 BOX (4, 5)	1275	107	92	115	44	117	76	158	80	50	71	52	60	69	184
BOT 2 BOX (1, 2)	352	31	23	31	8	34	37	45	30	11	29	8	17	9	39
Unweighted Base	1935	168	135	178	65	173	129	246	134	71	123	75	86	87	265

Notes

Z-test = ▲ ▼ Significantly higher / lower 2024 than 2022 at 95% confidence level.

Q46. How much do you agree that the PR Police consistently applies the corresponding disciplinary measures to members of the police with sustained complaints for having committed a misdemeanor?

Two out of three officers agree that the PR Police does consistently apply the corresponding disciplinary measures to police officer that have sustained complaints for committing offenses in 2024.

No statistics significant change is observed from 2022. (Yr24 66% ▲ Yr22 63%)

- In 2024, there is a higher agreement among EXO rank officers (79%) and those from Aibonito (79%).
- In 2024 versus 2022, 24-34 age group (Yr24 41% ▲ Yr22 23%), 10-14 years of experience (Yr24 32% ▲ Yr22 23%), PO rank (Yr24 31% ▲ Yr22 27%) and Guayama region (Yr24 41% ▲ Yr22 19%) show a statistically significant increase in “Total agreement”. On the other hand, the regions Fajardo (Yr24 70% ▲ Yr22 55%) and Aibonito (Yr24 79% ▲ Yr22 66%) statistically significantly increased their level of agreement.

Figure 47

Level of Agreement that the PR Police Has Confidential and Accessible Mechanisms to Submit Complaints for Misconduct By Any Police Officer

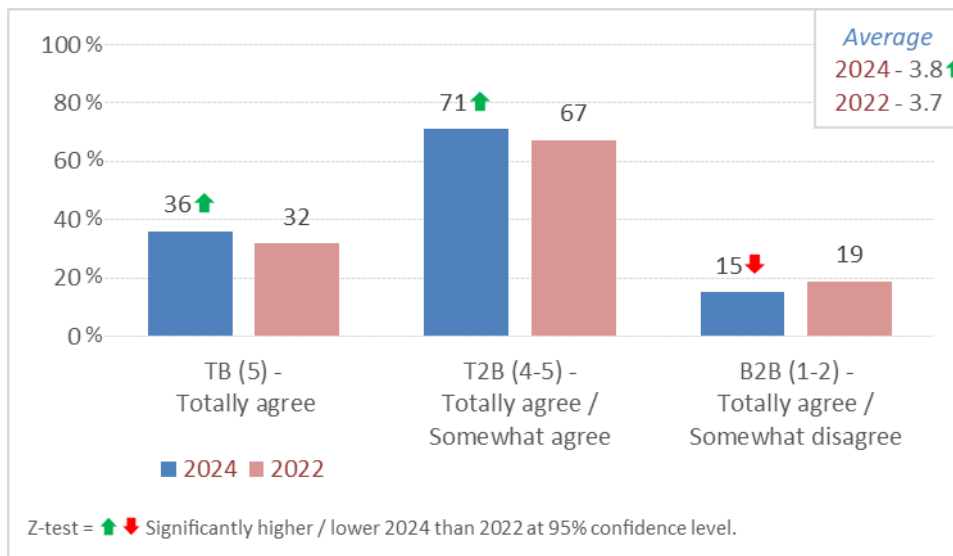


Table 47.1

Level of Agreement that the PR Police Has Confidential and Accessible Mechanisms to Submit Complaints for Misconduct By Any Police Officer

Yr 2024	TOTAL	AGE				GENDER		YEARS IN SERVICE					OFFICER RANK				
		24 - 34 years	35 - 44 years	45 - 54 years	55 - 62 years	Female	Male	0 - 9 years	10 - 14 years	15 - 19 years	20 - 24 years	25 + years	PO	SGT	2 ND LT	1 ST LT	EXO
Percentage (%)																	
(5) Totally agree	36.4	36.4	37.8	34.7	39.4	28.9	39.0	35.3	37.6	43.1	36.5	35.5	35.0	33.6	43.7	42.3	57.4
(4) Somewhat agree	34.5	27.3	29.5	36.8	33.6	33.7	34.8	25.5	27.7	27.6	32.5	37.5	33.8	37.3	36.2	38.5	29.8
(3) Nor agree, nor disagree	13.8	9.1	13.7	13.9	14.2	16.3	12.9	13.7	15.6	15.4	13.2	13.6	15.1	12.4	10.9	1.9	4.3
(2) Somewhat disagree	7.3	11.4	7.8	7.0	7.3	13.2	5.3	11.8	5.8	4.9	8.5	7.2	7.4	8.8	5.2	11.5	2.1
(1) Totally disagree	8.0	15.9	11.3	7.6	5.5	7.9	8.1	13.7	13.3	8.9	9.3	6.3	8.7	7.8	4.0	5.8	6.4
TOP 2 BOX (4, 5)	70.9	63.6	67.3	71.5	73.0	62.6	73.8	60.8	65.3	70.7	69.0	73.0	68.9	71.0	79.9	80.8	87.2
BOT 2 BOX (1, 2)	15.3	27.3	19.0	14.6	12.8	21.1	13.3	25.5	19.1	13.8	17.8	13.4	16.1	16.6	9.2	17.3	8.5
AVERAGE	3.8	3.6	3.8	3.8	3.9	3.6	3.9	3.6	3.7	3.9	3.8	3.9	3.8	3.8	4.1	4.0	4.3
Frequency																	
(5) Totally agree	704	16	141	375	172	147	557	18	65	53	172	396	506	73	76	22	27
(4) Somewhat agree	667	12	110	398	147	171	496	13	48	34	153	419	489	81	63	20	14
(3) Nor agree, nor disagree	267	4	51	150	62	83	184	7	27	19	62	152	218	27	19	1	2
(2) Somewhat disagree	142	5	29	76	32	67	75	6	10	6	40	80	107	19	9	6	1
(1) Totally disagree	155	7	42	82	24	40	115	7	23	11	44	70	125	17	7	3	3
TOP 2 BOX (4, 5)	1371	28	251	773	319	318	1053	31	113	87	325	815	995	154	139	42	41
BOT 2 BOX (1, 2)	297	12	71	158	56	107	190	13	33	17	84	150	232	36	16	9	4
Unweighted Base	1935	44	373	1081	437	508	1427	51	173	123	471	1117	1445	217	174	52	47

Notes

Z-test = ↑ ↓ Significantly higher / lower 2024 than 2022 at 95% confidence level.

Rank: PO=Police Officer / SGT=Sergeant / 2ND LT=2ND Lieutenant / 1ST LT=1ST Lieutenant / EXO=Executive Officer.

Q47. How much do you agree that the PR Police has confidential and accessible mechanisms to file complaints for improper conduct by any member of the police?

Table 47.2

Level of Agreement that the PR Police Has Confidential and Accessible Mechanisms to Submit Complaints for Misconduct By Any Police Officer

Yr 2024	TOTAL	POLICE AREA													
		San Juan	Arecibo	Ponce	Humacao	Mayagüez	Caguas	Bayamón	Carolina	Guayama	Aguadilla	Utuaado	Fajardo	Aibonito	Head-quarters
Percentage (%)															
(5) Totally agree	36.4 ▲	36.9	34.1	32.0	43.1	35.8	36.4	34.6	25.4	43.7 ▲	39.8 ▲	50.7	27.9	40.2	40.0
(4) Somewhat agree	34.5	33.9	34.8	35.4	30.8	39.3	33.3	33.7	35.1	33.8	30.1	29.3	36.0	40.2	34.0
(3) Nor agree, nor disagree	13.8	15.5	17.0	16.3	13.8	10.4	4.7 ▼	13.4	20.9	8.5	12.2	13.3	19.8	5.7	15.8
(2) Somewhat disagree	7.3 ▼	5.4	6.7	10.1	7.7	8.1	15.5	6.9 ▼	6.0	5.6	8.9	4.0	4.7	5.7	5.7
(1) Totally disagree	8.0	8.3	7.4	6.2	4.6	6.4	10.1	11.4	12.7 ▲	8.5	8.9	2.7	11.6	8.0	4.5
TOP 2 BOX (4, 5)	70.9 ▲	70.8	68.9	67.4	73.8	75.1	69.8	68.3	60.4	77.5 ▲	69.9	80.0	64.0	80.5	74.0
BOT 2 BOX (1, 2)	15.3 ▼	13.7	14.1	16.3	12.3	14.5	25.6	18.3	18.7	14.1	17.9	6.7	16.3	13.8	10.2
AVERAGE	3.8 ▲	3.9	3.8	3.8	4.0	3.9	3.7	3.7	3.5	4.0 ▲	3.8	4.2	3.6	4.0	4.0
Frequency															
(5) Totally agree	704	62	46	57	28	62	47	85	34	31	49	38	24	35	106
(4) Somewhat agree	667	57	47	63	20	68	43	83	47	24	37	22	31	35	90
(3) Nor agree, nor disagree	267	26	23	29	9	18	6	33	28	6	15	10	17	5	42
(2) Somewhat disagree	142	9	9	18	5	14	20	17	8	4	11	3	4	5	15
(1) Totally disagree	155	14	10	11	3	11	13	28	17	6	11	2	10	7	12
TOP 2 BOX (4, 5)	1371	119	93	120	48	130	90	168	81	55	86	60	55	70	196
BOT 2 BOX (1, 2)	297	23	19	29	8	25	33	45	25	10	22	5	14	12	27
Unweighted Base	1935	168	135	178	65	173	129	246	134	71	123	75	86	87	265

Notes

Z-test = ▲ ▼ Significantly higher / lower 2024 than 2022 at 95% confidence level.

Q47. How much do you agree that the PR Police has confidential and accessible mechanisms to file complaints for improper conduct by any member of the police?

In the 2024 measurement, seven out of ten officers agree (71%) that the PR Police has confidential and accessible mechanisms to submit misconduct complaints against any officer. This is a statistically significant increase from 67% in 2022.

- In 2024, this agreement is significantly higher among males (74%), EXO rank officers (87%), and those from Utuaado (80%), and Aibonito (81%).
- In 2024 (compared to 2022), 35-44 age group ($Yr_{24}38\% \uparrow Yr_{22}30\%$), males ($Yr_{24}39\% \uparrow Yr_{22}34\%$), 10-14 years of experience ($Yr_{24}38\% \uparrow Yr_{22}28\%$), PO rank ($Yr_{24}35\% \uparrow Yr_{22}29\%$), Guayama area ($Yr_{24}44\% \uparrow Yr_{22}21\%$) and Aguadilla ($Yr_{24}40\% \uparrow Yr_{22}27\%$) show a statistically significant increase in “Total agreement”. On the other hand, PO rank ($Yr_{24}70\% \uparrow Yr_{22}64\%$) and Guayama ($Yr_{24}78\% \uparrow Yr_{22}62\%$) statistically significantly increased their level of agreement.

Figure 48

Level of Agreement that the PR Police Protects Against Retaliation Police Personnel Who Complain Against another Police Officer Corporation

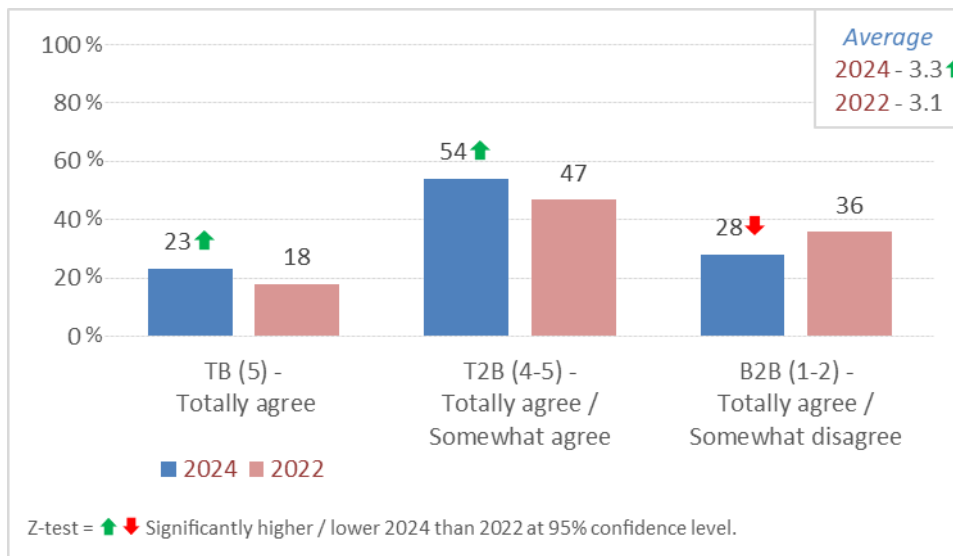


Table 48.1

Level of Agreement that the PR Police Protects Against Retaliation Police Personnel Who Complain Against another Police Officer Corporation

Yr 2024	TOTAL	AGE				GENDER		YEARS IN SERVICE					OFFICER RANK				
		24 - 34 years	35 - 44 years	45 - 54 years	55 - 62 years	Female	Male	0 - 9 years	10 - 14 years	15 - 19 years	20 - 24 years	25 + years	PO	SGT	2 ND LT	1 ST LT	EXO
Percentage (%)																	
(5) Totally agree	23.1 ▲	20.5	19.6	22.7 ▲	27.5	18.7	24.7 ▲	15.7	20.8 ▲	22.0	23.4	23.8 ▲	21.2 ▲	17.5	36.2 ▲	32.7	48.9
(4) Somewhat agree	30.7	22.7	26.0	31.7	33.2	26.6	32.2	27.5	23.7	30.9	28.0	33.1	29.9	36.4	29.3	34.6	31.9
(3) Nor agree, nor disagree	18.0	13.6	20.4	18.8	14.6	18.1	18.0	15.7	19.1	22.0	17.6	17.7	19.4	15.7	14.4	7.7	10.6
(2) Somewhat disagree	12.1 ▼	9.1	13.4	11.7 ▼	12.1	16.9	10.4 ▼	5.9	11.0	8.9 ▼	15.3	11.5	12.5	11.5	12.6	9.6	4.3
(1) Totally disagree	16.0 ▼	34.1	20.6	15.1 ▼	12.6 ▼	19.7	14.7 ▼	35.3 ▲	25.4	16.3	15.7	13.8 ▼	17.0 ▼	18.9	7.5 ▼	15.4	4.3
TOP 2 BOX (4, 5)	53.9 ▲	43.2	45.6	54.4 ▲	60.6	45.3	56.9 ▲	43.1	44.5 ▲	52.8	51.4 ▲	56.9 ▲	51.1 ▲	53.9	65.5	67.3	80.9
BOT 2 BOX (1, 2)	28.1 ▼	43.2	34.0	26.8 ▼	24.7	36.6 ▼	25.1 ▼	41.2	36.4	25.2 ▼	31.0	25.3 ▼	29.5 ▼	30.4	20.1 ▼	25.0	8.5 ▼
AVERAGE	3.3 ▲	2.9	3.1	3.4 ▲	3.5 ▲	3.1 ▲	3.4 ▲	2.8	3.0 ▲	3.3	3.3 ▲	3.4 ▲	3.3 ▲	3.2	3.7 ▲	3.6	4.2 ▲
Frequency																	
(5) Totally agree	447	9	73	245	120	95	352	8	36	27	110	266	306	38	63	17	23
(4) Somewhat agree	595	10	97	343	145	135	460	14	41	38	132	370	432	79	51	18	15
(3) Nor agree, nor disagree	349	6	76	203	64	92	257	8	33	27	83	198	281	34	25	4	5
(2) Somewhat disagree	234	4	50	127	53	86	148	3	19	11	72	129	180	25	22	5	2
(1) Totally disagree	310	15	77	163	55	100	210	18	44	20	74	154	246	41	13	8	2
TOP 2 BOX (4, 5)	1042	19	170	588	265	230	812	22	77	65	242	636	738	117	114	35	38
BOT 2 BOX (1, 2)	544	19	127	290	108	186	358	21	63	31	146	283	426	66	35	13	4
Unweighted Base	1935	44	373	1081	437	508	1427	51	173	123	471	1117	1445	217	174	52	47

Notes

Z-test = ▲ ▼ Significantly higher / lower 2024 than 2022 at 95% confidence level.

Rank: PO=Police Officer / SGT=Sergeant / 2ND LT=2ND Lieutenant / 1ST LT=1ST Lieutenant / EXO=Executive Officer.

Q48. How much do you agree that the PR Police protects police personnel who file a complaint against another member of the police force against reprisals?

Table 48.2

Level of Agreement that the PR Police Protects Against Retaliation Police Personnel Who Complain Against another Police Officer Corporation

Yr 2024	TOTAL	POLICE AREA													
		San Juan	Arecibo	Ponce	Humacao	Mayagüez	Caguas	Bayamón	Carolina	Guayama	Aguadilla	Utuaado	Fajardo	Aibonito	Head-quarters
Percentage (%)															
(5) Totally agree	23.1 ▲	19.0	21.5	20.8	29.2	25.4	24.0 ▲	17.1	19.4	33.8 ▲	27.6 ▲	37.3	14.0	23.0	26.0 ▲
(4) Somewhat agree	30.7	33.9	34.1	29.2	36.9	31.2	28.7	30.1	28.4	22.5	29.3	34.7	24.4	41.4	29.4
(3) Nor agree, nor disagree	18.0	17.3	17.8	19.1	12.3	17.9	13.2	20.3	15.7	16.9	16.3	14.7	25.6	20.7	19.6
(2) Somewhat disagree	12.1 ▼	13.1	12.6	14.0	10.8	9.8	10.1 ▲	12.6	12.7	14.1	8.1	8.0	16.3	6.9	14.7
(1) Totally disagree	16.0 ▼	16.7	14.1	16.9	10.8	15.6	24.0	19.9	23.9 ▲	12.7	18.7	5.3	19.8	8.0	10.2 ▼
TOP 2 BOX (4, 5)	53.9 ▲	53.0	55.6 ▲	50.0	66.2	56.6	52.7 ▲	47.2	47.8	56.3	56.9	72.0 ▲	38.4	64.4	55.5 ▲
BOT 2 BOX (1, 2)	28.1 ▼	29.8	26.7 ▼	30.9	21.5	25.4 ▼	34.1 ▼	32.5	36.6	26.8	26.8	13.3	36.0	14.9	24.9 ▼
AVERAGE	3.3 ▲	3.3	3.4 ▲	3.2	3.6 ▲	3.4	3.2 ▲	3.1	3.1	3.5	3.4 ▲	3.9 ▲	3.0	3.6	3.5 ▲
Frequency															
(5) Totally agree	447	32	29	37	19	44	31	42	26	24	34	28	12	20	69
(4) Somewhat agree	595	57	46	52	24	54	37	74	38	16	36	26	21	36	78
(3) Nor agree, nor disagree	349	29	24	34	8	31	17	50	21	12	20	11	22	18	52
(2) Somewhat disagree	234	22	17	25	7	17	13	31	17	10	10	6	14	6	39
(1) Totally disagree	310	28	19	30	7	27	31	49	32	9	23	4	17	7	27
TOP 2 BOX (4, 5)	1042	89	75	89	43	98	68	116	64	40	70	54	33	56	147
BOT 2 BOX (1, 2)	544	50	36	55	14	44	44	80	49	19	33	10	31	13	66
Unweighted Base	1935	168	135	178	65	173	129	246	134	71	123	75	86	87	265

Notes

Z-test = ▲ ▼ Significantly higher / lower 2024 than 2022 at 95% confidence level.

Q48. How much do you agree that the PR Police protects police personnel who file a complaint against another member of the police force against reprisals?

In 2024, just over half agree (54%, up +7pp from 47% in 2022) that the PR Police protects police personnel against reprisals from filing complaints of misconduct against another officer. Additionally, compared to 2022, it shows a statistically significant increase in “Total agreement”. (Yr24 23% ↑ Yr22 18%).

- In 2024, disagreement with providing protection against reprisals is highest among younger officers (both in age and service time) (43%), females (37%), lower rank officers (30%), and those from Carolina (37%), Fajardo (36%), Caguas (34%) and Bayamon (33%).
- In 2024 (compared to 2022), 45-54 age group (Yr24 23% ↑ Yr22 17%), males (Yr24 25% ↑ Yr22 19%), 10-14 years of experience (Yr24 21% ↑ Yr22 13%), 25+ years of experience (Yr24 24% ↑ Yr22 18%), PO rank (Yr24 21% ↑ Yr22 15%)^{2ND} LT rank (Yr24 36% ↑ Yr22 26%), Guayama area (Yr24 34% ↑ Yr22 14%) and Aguadilla area (Yr24 28% ↑ Yr22 15%) show a statistically significant increase in “Total agree”.

Figure 49

PR Police Takes Appropriate Measures When It Identifies Cases of Corruption

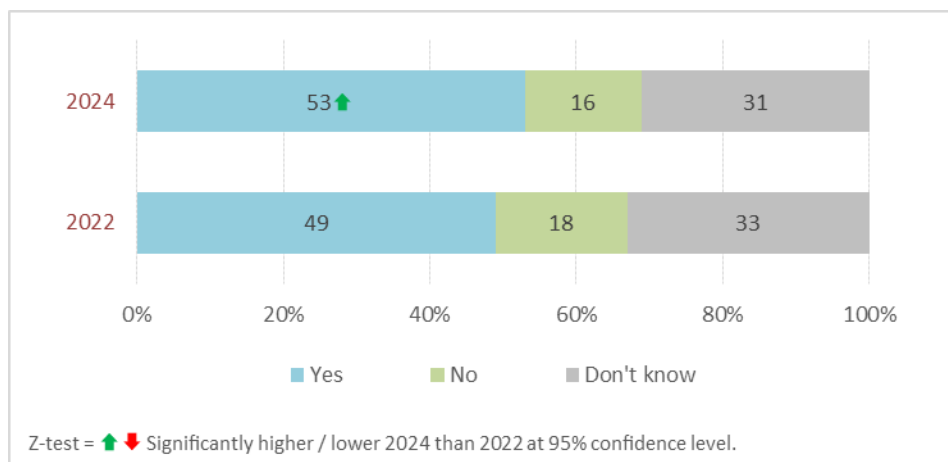


Table 49.1

PR Police Takes Appropriate Measures When It Identifies Cases of Corruption

Yr 2024	TOTAL	AGE				GENDER		YEARS IN SERVICE					OFFICER RANK				
		24 - 34 years	35 - 44 years	45 - 54 years	55 - 62 years	Female	Male	0 - 9 years	10 - 14 years	15 - 19 years	20 - 24 years	25 + years	PO	SGT	2 ND LT	1 ST LT	EXO
Percentage (%)																	
Yes	53.0 ↑	43.0	49.0	53.0	57.0	41.0	57.0	41.0	44.0	58.0	54.0	54.0	52.0 ↑	50.0	60.0	54.0	74.0
No	16.0	9.0	18.0	15.0 ↓	16.0	17.0	15.0	10.0	15.0	19.0	16.0	16.0 ↓	15.0	19.0	13.0	21.0	11.0
Don't know	31.0	48.0	33.0	32.0	27.0	42.0	28.0	49.0	41.0	23.0 ↓	30.0	30.0	33.0	31.0	27.0	25.0	15.0
Frequency																	
Yes	1024	19	184	572	249	208	816	21	76	71	254	602	749	108	104	28	35
No	306	4	68	162	72	88	218	5	26	23	75	177	225	42	23	11	5
Don't know	605	21	121	347	116	212	393	25	71	29	142	338	471	67	47	13	7
Unweighted Base	1935	44	373	1081	437	508	1427	51	173	123	471	1117	1445	217	174	52	47

Notes

Z-test = ↑ ↓ Significantly higher / lower 2024 than 2022 at 95% confidence level.
 Rank: PO=Police Officer / SGT=Sergeant / 2ND LT=2ND Lieutenant / 1ST LT=1ST Lieutenant / EXO=Executive Officer.
 Q49. Do you think that the PR Police takes appropriate measures when it identifies cases of corruption?

Table 49.2

PR Police Takes Appropriate Measures When It Identifies Cases of Corruption

Yr 2024	TOTAL	POLICE AREA													
		San Juan	Arecibo	Ponce	Humacao	Mayagüez	Caguas	Bayamón	Carolina	Guayama	Aguadilla	Utuaado	Fajardo	Aibonito	Head-quarters
Percentage (%)															
Yes	53.0 ↑	51.0	57.0 ↑	55.0	51.0	52.0	47.0	47.0	53.0	52.0	61.0 ↑	64.0	45.0	52.0	55.0 ↑
No	16.0	12.0	13.0	16.0	11.0	20.0	25.0	17.0	14.0	14.0	17.0	7.0	21.0	11.0	17.0
Don't know	31.0	37.0	30.0	29.0	38.0	28.0	28.0	36.0	33.0	34.0	22.0 ↓	29.0	34.0 ↓	37.0	28.0
Frequency															
Yes	1024	85	77	99	33	90	61	117	71	37	75	48	39	45	147
No	306	20	17	28	7	34	32	41	19	10	21	5	18	10	44
Don't know	605	63	41	51	25	49	36	88	44	24	27	22	29	32	74
Unweighted Base	1935	168	135	178	65	173	129	246	134	71	123	75	86	87	265

Notes

Z-test = ↑ ↓ Significantly higher / lower 2024 than 2022 at 95% confidence level.
 Q49. Do you think that the PR Police takes appropriate measures when it identifies cases of corruption?

In 2024, over half of the officers agree (53%) that the PR Police takes appropriate measures when identifying cases of corruption, a +4pp statistically significant increase from 49% in 2022.

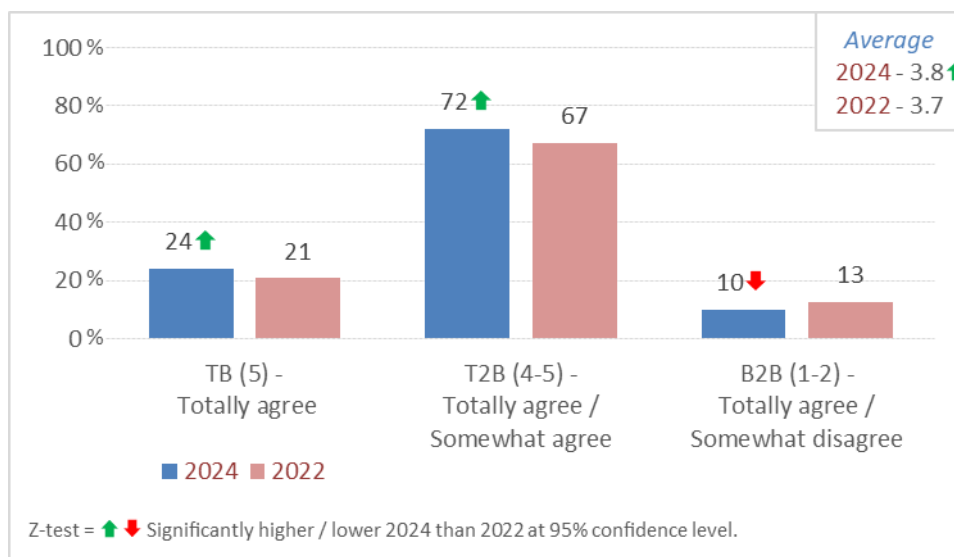
- In 2024, a don't know response is higher among younger officers (in age (48%) and service time (49%), females (42%), and San Juan (37%), Humacao (38%), Bayamon (36%), Fajardo (34%) and Aibonito (37%) area officers.
- In 2024 versus 2022, PO rank (^{Yr24}52% ↑ ^{Yr22}48%), Arecibo area (^{Yr24}57% ↑ ^{Yr22}43%) and Aguadilla area (^{Yr24}61% ↑ ^{Yr22}46%) show a statistically significant increase in that appropriate measures are taken when they identify cases of corruption.

COMMUNITY INTERACTION AND PUBLIC INFORMATION

The main objectives of the Community Interaction and Public Information compliance area is to achieve the integration of police principles aimed at solving problems in their work, as well as to obtain the participation of the community in general in the training, evaluation and implementation of activities aimed at compliance with the Reform agreement. (PRPB Action Plans for Compliance with a Sustainable Reform – Electronic Version, p 4)

Figure 50

Level of Agreement that the PR Police Know the Needs and Concerns of the Community



FPM PRPB SURVEY

Table 50.1

Level of Agreement that the PR Police Know the Needs and Concerns of the Community

Yr 2024	TOTAL	AGE				GENDER		YEARS IN SERVICE					OFFICER RANK				
		24 - 34 years	35 - 44 years	45 - 54 years	55 - 62 years	Female	Male	0 - 9 years	10 - 14 years	15 - 19 years	20 - 24 years	25 + years	PO	SGT	2 ND LT	1 ST LT	EXO
Percentage (%)																	
(5) Totally agree	23.9 ▲	25.0	24.9 ▲	23.6 ▲	23.8	19.3	25.6	19.6	26.6	26.8	24.2	23.3	22.9 ▲	24.4	29.3	23.1	34.0
(4) Somewhat agree	47.9	31.8	45.3	48.2	51.0	45.7	48.7	33.3	43.4	48.0	45.4	50.3	47.8	46.1	50.0	48.1	51.1
(3) Nor agree, nor disagree	15.7	20.5	17.2	16.1	13.0	19.3	14.4	25.5	12.1	15.4	19.7	14.1	16.9	14.7	10.9	11.5	6.4
(2) Somewhat disagree	6.6	11.4	5.6	6.7	6.9	8.3	6.0	9.8	8.7	3.3 ▼	5.1 ▼	7.2	6.4 ▼	7.8	6.3	11.5	4.3 ▼
(1) Totally disagree	3.6	6.8	5.1	3.1	3.4	3.3	3.7	9.8	5.8	4.9	2.8	3.2	3.7	4.1	2.3	3.8	4.3
Don't know	2.2 ▼	4.5	1.9	2.4 ▼	1.8	4.1	1.5 ▼	2.0	3.5	1.6	2.8	1.9 ▼	2.4 ▼	2.8	1.1	1.9	—
TOP 2 BOX (4, 5)	71.8 ▲	56.8	70.2	71.8 ▲	74.8	65.0	74.3 ▲	52.9	69.9	74.8	69.6	73.6	70.7 ▲	70.5	79.3	71.2	85.1
BOT 2 BOX (1, 2)	10.2 ▼	18.2	10.7	9.7	10.3	11.6	9.7	19.6	14.5	8.1	7.9 ▼	10.4	10.0 ▼	12.0	8.6	15.4	8.5
AVERAGE	3.8 ▲	3.6	3.8 ▲	3.9 ▲	3.9	3.7	3.9 ▲	3.4	3.8	3.9	3.9 ▲	3.9	3.8 ▲	3.8	4.0	3.8	4.1
Frequency																	
(5) Totally agree	463	11	93	255	104	98	365	10	46	33	114	260	331	53	51	12	16
(4) Somewhat agree	927	14	169	521	223	232	695	17	75	59	214	562	691	100	87	25	24
(3) Nor agree, nor disagree	304	9	64	174	57	98	206	13	21	19	93	158	244	32	19	6	3
(2) Somewhat disagree	128	5	21	72	30	42	86	5	15	4	24	80	92	17	11	6	2
(1) Totally disagree	70	3	19	33	15	17	53	5	10	6	13	36	53	9	4	2	2
Don't know	43	2	7	26	8	21	22	1	6	2	13	21	34	6	2	1	—
TOP 2 BOX (4, 5)	1390	25	262	776	327	330	1060	27	121	92	328	822	1022	153	138	37	40
BOT 2 BOX (1, 2)	198	8	40	105	45	59	139	10	25	10	37	116	145	26	15	8	4
Unweighted Base	1935	44	373	1081	437	508	1427	51	173	123	471	1117	1445	217	174	52	47

Notes
 Z-test = ▲ ▼ Significantly higher / lower 2024 than 2022 at 95% confidence level.
 Rank: PO=Police Officer / SGT=Sergeant / 2ND LT=2ND Lieutenant / 1ST LT=1ST Lieutenant / EXO=Executive Officer.
 Q50. According to your perception, how much do you agree that the PR Police knows the needs and concerns of the community?

Table 50.2

Level of Agreement that the PR Police Know the Needs and Concerns of the Community

Yr 2024	TOTAL	POLICE AREA													Head-quarters
		San Juan	Arecibo	Ponce	Humacao	Mayagüez	Caguas	Bayamón	Carolina	Guayama	Aguadilla	Utuaado	Fajardo	Aibonito	
Percentage (%)															
(5) Totally agree	23.9 ▲	23.2	23.0	22.5	23.1	20.2	29.5 ▲	19.9	24.6	31.0 ▲	26.0	28.0	12.8	19.5	30.2
(4) Somewhat agree	47.9	42.9	51.9	50.0	46.2	53.2	38.0	45.5	42.5	45.1	47.2	56.0	54.7	54.0	49.1
(3) Nor agree, nor disagree	15.7	21.4	17.8	13.5	18.5	12.1	8.5 ▼	18.3	15.7	18.3	14.6	13.3	20.9	16.1	14.0
(2) Somewhat disagree	6.6	6.0	5.2	8.4	7.7	9.2	14.0	7.7	8.2	2.8	4.1	—	7.0	3.4	4.2
(1) Totally disagree	3.6	4.2	1.5	3.9	3.1	3.5	6.2	4.9	4.5	1.4	6.5	1.3	2.3	5.7	1.1 ▼
Don't know	2.2 ▼	2.4	0.7 ▼	1.7	1.5 ▼	1.7	3.9	3.7	4.5	1.4	1.6	1.3	2.3	1.1	1.5
TOP 2 BOX (4, 5)	71.8 ▲	66.1	74.8	72.5 ▲	69.2	73.4	67.4	65.4	67.2	76.1	73.2	84.0	67.4	73.6	79.2 ▲
BOT 2 BOX (1, 2)	10.2 ▼	10.1	6.7	12.4	10.8	12.7	20.2	12.6	12.7	4.2	10.6	1.3	9.3	9.2	5.3 ▼
AVERAGE	3.8 ▲	3.8	3.9	3.8	3.8	3.8	3.7	3.7	3.8	4.0	3.8	4.1	3.7	3.8	4.1 ▲
Frequency															
(5) Totally agree	463	39	31	40	15	35	38	49	33	22	32	21	11	17	80
(4) Somewhat agree	927	72	70	89	30	92	49	112	57	32	58	42	47	47	130
(3) Nor agree, nor disagree	304	36	24	24	12	21	11	45	21	13	18	10	18	14	37
(2) Somewhat disagree	128	10	7	15	5	16	18	19	11	2	5	—	6	3	11
(1) Totally disagree	70	7	2	7	2	6	8	12	6	1	8	1	2	5	3
Don't know	43	4	1	3	1	3	5	9	6	1	2	1	2	1	4
TOP 2 BOX (4, 5)	1390	111	101	129	45	127	87	161	90	54	90	63	58	64	210
BOT 2 BOX (1, 2)	198	17	9	22	7	22	26	31	17	3	13	1	8	8	14
Unweighted Base	1935	168	135	178	65	173	129	246	134	71	123	75	86	87	265

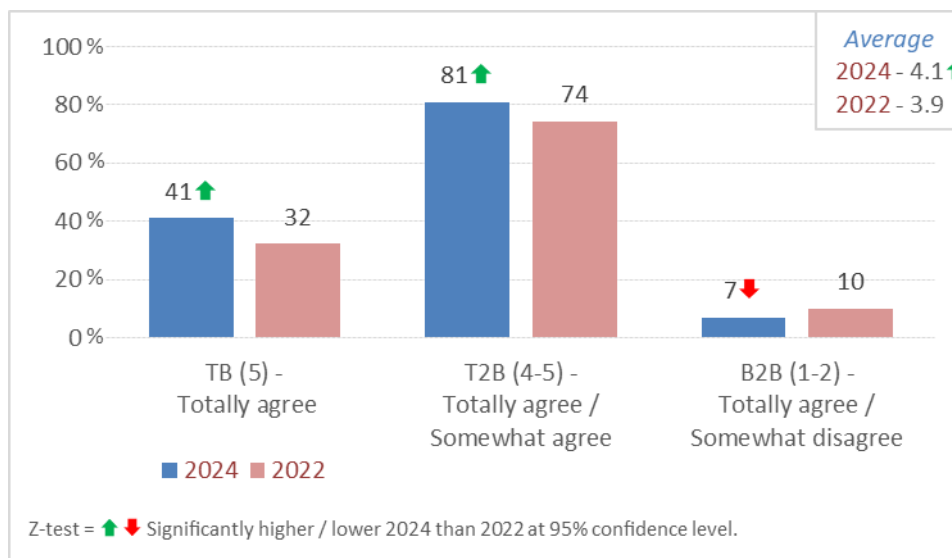
Notes
 Z-test = ▲ ▼ Significantly higher / lower 2024 than 2022 at 95% confidence level.
 Q50. According to your perception, how much do you agree that the PR Police knows the needs and concerns of the community?

Seven out of ten officers indicate an agreement (72%) (either total or some) with the PR Police knowing the needs and concerns of the community in 2024. This is a +5pp statistically significant increase from 67% in 2022.

- In 2024, agreement is stronger among older age officers (75%), those with 10+ years of service (75%), 2ND LT rank (79%) and EXO rank officers (85%), and officers from the Utuado (84%) and Headquarters (79%) areas.
- In 2024 (compared to 2022), 45-54 age group (Yr24 72% ↑ Yr22 67%), males (Yr24 74% ↑ Yr22 69%), ethe rank of PO (Yr24 71% ↑ Yr22 65%), Ponce area (Yr24 73% ↑ Yr22 62%) and Headquarters (Yr24 79% ↑ Yr22 71%) show a statistically significant increase in the level of agreement that the PR Police knows the needs and concerns of the community.

Figure 51

Level of Agreement that the Community Police Promotes the Participation of the Communities in Solving Problems and Fighting Crime



FPM PRPB SURVEY

Table 51.1

Level of Agreement that the Community Police Promotes the Participation of the Communities in Solving Problems and Fighting Crime

Yr 2024	TOTAL	AGE				GENDER		YEARS IN SERVICE					OFFICER RANK				
		24 - 34 years	35 - 44 years	45 - 54 years	55 - 62 years	Female	Male	0 - 9 years	10 - 14 years	15 - 19 years	20 - 24 years	25 + years	PO	SGT	2 ND LT	1 ST LT	EXO
Percentage (%)																	
(5) Totally agree	40.8 ▲	40.9	38.3 ▲	40.3 ▲	43.9 ▲	36.6 ▲	42.3 ▲	31.4	41.0	47.2 ▲	42.7 ▲	39.7 ▲	39.8 ▲	39.2 ▲	46.0	44.2	55.3
(4) Somewhat agree	40.1	27.3	42.4	40.4 ▼	38.4	41.3	39.6	27.5	41.0	36.6	36.5	42.3	40.1	39.2	40.8	42.3	36.2
(3) Nor agree, nor disagree	12.6 ▼	15.9	12.3	13.3	10.8	14.6	11.9 ▼	21.6	12.1 ▼	10.6	13.6	12.1	12.9 ▼	13.8	11.5	9.6	4.3
(2) Somewhat disagree	4.6 ▼	9.1	4.6	4.2	5.3	5.7	4.2	13.7	3.5	3.3	4.0 ▼	4.7	4.9 ▼	6.0	1.1 ▼	3.8	2.1
(1) Totally disagree	2.0 ▼	6.8	2.4 ▼	1.8	1.6	1.8	2.0 ▼	5.9	2.3	2.4	3.2	1.2 ▼	2.2 ▼	1.8	0.6	—	2.1
TOP 2 BOX (4, 5)	80.8 ▲	68.2	80.7 ▲	80.8 ▲	82.4	78.0 ▲	81.9 ▲	58.8	82.1 ▲	83.7 ▲	79.2 ▲	82.0 ▲	79.9 ▲	78.3	86.8	86.5	91.5
BOT 2 BOX (1, 2)	6.6 ▼	15.9	7.0 ▼	5.9 ▼	6.9	7.5 ▼	6.2 ▼	19.6	5.8	5.7	7.2 ▼	5.9 ▼	7.1 ▼	7.8	1.7 ▼	3.8	4.3
AVERAGE	4.1 ▲	3.9	4.1 ▲	4.1 ▲	4.2 ▲	4.1 ▲	4.2 ▲	3.7	4.2 ▲	4.2 ▲	4.1 ▲	4.2 ▲	4.1 ▲	4.1	4.3	4.3 ▲	4.4
Frequency																	
(5) Totally agree	789	18	143	436	192	186	603	16	71	58	201	443	575	85	80	23	26
(4) Somewhat agree	775	12	158	437	168	210	565	14	71	45	172	473	580	85	71	22	17
(3) Nor agree, nor disagree	244	7	46	144	47	74	170	11	21	13	64	135	187	30	20	5	2
(2) Somewhat disagree	89	4	17	45	23	29	60	7	6	4	19	53	71	13	2	2	1
(1) Totally disagree	38	3	9	19	7	9	29	3	4	3	15	13	32	4	1	—	1
TOP 2 BOX (4, 5)	1564	30	301	873	360	396	1168	30	142	103	373	916	1155	170	151	45	43
BOT 2 BOX (1, 2)	127	7	26	64	30	38	89	10	10	7	34	66	103	17	3	2	2
Unweighted Base	1935	44	373	1081	437	508	1427	51	173	123	471	1117	1445	217	174	52	47

Notes

Z-test = ▲ ▼ Significantly higher / lower 2024 than 2022 at 95% confidence level.

Rank: PO=Police Officer / SGT=Sergeant / 2ND LT=2ND Lieutenant / 1ST LT=1ST Lieutenant / EXO=Executive Officer.

Q51. How much do you agree that the Community Police promotes the participation of communities in solving problems and fighting crime?

Table 51.2

Level of Agreement that the Community Police Promotes the Participation of the Communities in Solving Problems and Fighting Crime

Yr 2024	TOTAL	POLICE AREA														
		San Juan	Arecibo	Ponce	Humacao	Mayagüez	Caguas	Bayamón	Carolina	Guayama	Aguadilla	Utuaado	Fajardo	Aibonito	Head-quarters	
Percentage (%)																
(5) Totally agree	40.8 ▲	37.5	41.5 ▲	35.4	43.1	41.6 ▲	41.1	38.2	42.5	42.3 ▲	45.5 ▲	46.7	25.6	39.1	47.5	
(4) Somewhat agree	40.1	41.1	37.0	46.6	33.8	40.5 ▼	38.8	39.8	30.6 ▼	47.9	32.5 ▼	36.0	53.5	49.4	38.5	
(3) Nor agree, nor disagree	12.6 ▼	17.3	14.8	9.6 ▼	15.4	12.1	8.5	11.8 ▼	19.4	8.5	16.3	10.7	14.0	6.9	10.9	
(2) Somewhat disagree	4.6 ▼	2.4	5.2	5.6	4.6	3.5	10.9	7.7	4.5	1.4	2.4	5.3	4.7	2.3	2.3	
(1) Totally disagree	2.0 ▼	1.8	1.5	2.8	3.1	2.3	0.8	2.4	3.0	—	3.3	1.3	2.3	2.3	0.8	
TOP 2 BOX (4, 5)	80.8 ▲	78.6	78.5 ▲	82.0 ▲	76.9	82.1	79.8	78.0 ▲	73.1	90.1 ▲	78.0	82.7	79.1	88.5	86.0	
BOT 2 BOX (1, 2)	6.6 ▼	4.2 ▼	6.7	8.4	7.7	5.8	11.6	10.2	7.5	1.4 ▼	5.7	6.7	7.0	4.6	3.0 ▼	
AVERAGE	4.1 ▲	4.1	4.1 ▲	4.1	4.1	4.2 ▲	4.1	4.0 ▲	4.1	4.3 ▲	4.2	4.2	4.0	4.2	4.3 ▲	
Frequency																
(5) Totally agree	789	63	56	63	28	72	53	94	57	30	56	35	22	34	126	
(4) Somewhat agree	775	69	50	83	22	70	50	98	41	34	40	27	46	43	102	
(3) Nor agree, nor disagree	244	29	20	17	10	21	11	29	26	6	20	8	12	6	29	
(2) Somewhat disagree	89	4	7	10	3	6	14	19	6	1	3	4	4	2	6	
(1) Totally disagree	38	3	2	5	2	4	1	6	4	—	4	1	2	2	2	
TOP 2 BOX (4, 5)	1564	132	106	146	50	142	103	192	98	64	96	62	68	77	228	
BOT 2 BOX (1, 2)	127	7	9	15	5	10	15	25	10	1	7	5	6	4	8	
Unweighted Base	1935	168	135	178	65	173	129	246	134	71	123	75	86	87	265	

Notes

Z-test = ▲ ▼ Significantly higher / lower 2024 than 2022 at 95% confidence level.

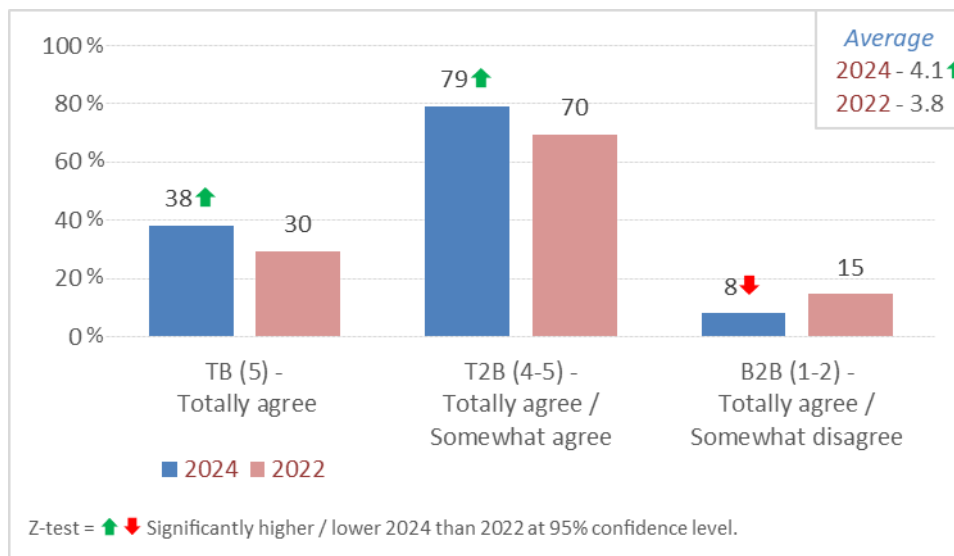
Q51. How much do you agree that the Community Police promotes the participation of communities in solving problems and fighting crime?

In the 2024 measurement, eight out ten officers (81%, up notably from 74% in 2022) agree to some degree that community police do promote their communities’ participation in solving problems and fighting crime.

- In 2024, agreement for this element is lower among younger officers (both in age (68%) and service time (59%), females (78%) and SGT (78%) rank officers.

Figure 52

Level of Agreement that the PR Police Has Trained Its Officers to Work and Fight Crime Together with the Communities



FPM PRPB SURVEY

Table 52.1

Level of Agreement that the PR Police Has Trained Its Officers to Work and Fight Crime Together with the Communities

Yr 2024	TOTAL	AGE				GENDER		YEARS IN SERVICE					OFFICER RANK				
		24 - 34 years	35 - 44 years	45 - 54 years	55 - 62 years	Female	Male	0 - 9 years	10 - 14 years	15 - 19 years	20 - 24 years	25 + years	PO	SGT	2 ND LT	1 ST LT	EXO
Percentage (%)																	
(5) Totally agree	37.6 ↑	31.8	37.5 ↑	36.9 ↑	39.8 ↑	33.9 ↑	38.9 ↑	27.5	41.0	37.4	39.5 ↑	36.7 ↑	37.7 ↑	34.6	35.6	40.4 ↑	51.1 ↑
(4) Somewhat agree	41.2	40.9	38.1	43.1	39.4	43.3	40.5	45.1	38.7	40.7	36.1	43.7	40.4	43.3	45.4	44.2	38.3
(3) Nor agree, nor disagree	13.2 ↓	11.4	16.1	12.3 ↓	13.3	14.0	13.0	13.7	11.0	15.4	15.1	12.5 ↓	14.1	11.5	10.9	9.6	6.4
(2) Somewhat disagree	4.7 ↓	9.1	4.6 ↓	4.6 ↓	4.3 ↓	5.5 ↓	4.3 ↓	7.8	5.2	4.1 ↓	4.9 ↓	4.4 ↓	4.2 ↓	7.4	5.7	3.8	2.1 ↓
(1) Totally disagree	3.3 ↓	6.8	3.8 ↓	3.1	3.2	3.3	3.3 ↓	5.9	4.0	2.4	4.5	2.7	3.5 ↓	3.2	2.3	1.9	2.1
TOP 2 BOX (4, 5)	78.8 ↑	72.7	75.6 ↑	80.0 ↑	79.2	77.2 ↑	79.4 ↑	72.5	79.8 ↑	78.0	75.6 ↑	80.4 ↑	78.1 ↑	77.9 ↑	81.0 ↑	84.6	89.4 ↑
BOT 2 BOX (1, 2)	8.0 ↓	15.9	8.3 ↓	7.7 ↓	7.6 ↓	8.9 ↓	7.6 ↓	13.7	9.2 ↓	6.5 ↓	9.3 ↓	7.1 ↓	7.8 ↓	10.6	8.0	5.8	4.3 ↓
AVERAGE	4.1 ↑	3.8	4.0 ↑	4.1 ↑	4.1 ↑	4.0 ↑	4.1 ↑	3.8	4.1 ↑	4.1 ↑	4.0 ↑	4.1 ↑	4.1 ↑	4.0	4.1 ↑	4.2	4.3 ↑
Frequency																	
(5) Totally agree	727	14	140	399	174	172	555	14	71	46	186	410	545	75	62	21	24
(4) Somewhat agree	798	18	142	466	172	220	578	23	67	50	170	488	584	94	79	23	18
(3) Nor agree, nor disagree	256	5	60	133	58	71	185	7	19	19	71	140	204	25	19	5	3
(2) Somewhat disagree	90	4	17	50	19	28	62	4	9	5	23	49	61	16	10	2	1
(1) Totally disagree	64	3	14	33	14	17	47	3	7	3	21	30	51	7	4	1	1
TOP 2 BOX (4, 5)	1525	32	282	865	346	392	1133	37	138	96	356	898	1129	169	141	44	42
BOT 2 BOX (1, 2)	154	7	31	83	33	45	109	7	16	8	44	79	112	23	14	3	2
Unweighted Base	1935	44	373	1081	437	508	1427	51	173	123	471	1117	1445	217	174	52	47

Notes

Z-test = ↑ ↓ Significantly higher / lower 2024 than 2022 at 95% confidence level.

Rank: PO=Police Officer / SGT=Sergeant / 2ND LT=2ND Lieutenant / 1ST LT=1ST Lieutenant / EXO=Executive Officer.

Q52. How much do you agree that the PR Police has trained its members to work and fight crime together with the communities?

Table 52.2

Level of Agreement that the PR Police Has Trained Its Officers to Work and Fight Crime Together with the Communities

Yr 2024	TOTAL	POLICE AREA														Head-quarters
		San Juan	Arecibo	Ponce	Humacao	Mayagüez	Caguas	Bayamón	Carolina	Guayama	Aguadilla	Utuaado	Fajardo	Aibonito		
Percentage (%)																
(5) Totally agree	37.6 ↑	33.9	36.3 ↑	36.5	38.5	37.0 ↑	38.0	31.7	37.3	50.7 ↑	39.8 ↑	41.3	25.6	36.8	45.3	
(4) Somewhat agree	41.2	41.7	44.4	40.4	36.9	43.4	41.9	44.3	36.6	36.6	32.5 ↓	44.0	45.3	50.6	38.9	
(3) Nor agree, nor disagree	13.2 ↓	17.3	14.1	13.5	13.8	11.0	10.1	15.0	14.9	9.9	17.1	10.7	17.4	8.0	10.6	
(2) Somewhat disagree	4.7 ↓	4.2 ↓	3.0 ↓	6.2	7.7	5.8	7.8	4.9 ↓	6.0	2.8	4.9	1.3	4.7	2.3	3.0 ↓	
(1) Totally disagree	3.3 ↓	3.0	2.2	3.4	3.1	2.9	2.3	4.1	5.2	—	5.7	2.7	7.0	2.3	2.3	
TOP 2 BOX (4, 5)	78.8 ↑	75.6	80.7 ↑	77.0 ↑	75.4	80.3 ↑	79.8 ↑	76.0 ↑	73.9	87.3 ↑	72.4	85.3	70.9	87.4 ↑	84.2	
BOT 2 BOX (1, 2)	8.0 ↓	7.1 ↓	5.2 ↓	9.6 ↓	10.8	8.7	10.1	8.9 ↓	11.2	2.8 ↓	10.6	4.0	11.6	4.6	5.3 ↓	
AVERAGE	4.1 ↑	4.0	4.1 ↑	4.0 ↑	4.0	4.1 ↑	4.1 ↑	4.0 ↑	4.0	4.4 ↑	4.0 ↑	4.2	3.8	4.2	4.2 ↑	
Frequency																
(5) Totally agree	727	57	49	65	25	64	49	78	50	36	49	31	22	32	120	
(4) Somewhat agree	798	70	60	72	24	75	54	109	49	26	40	33	39	44	103	
(3) Nor agree, nor disagree	256	29	19	24	9	19	13	37	20	7	21	8	15	7	28	
(2) Somewhat disagree	90	7	4	11	5	10	10	12	8	2	6	1	4	2	8	
(1) Totally disagree	64	5	3	6	2	5	3	10	7	—	7	2	6	2	6	
TOP 2 BOX (4, 5)	1525	127	109	137	49	139	103	187	99	62	89	64	61	76	223	
BOT 2 BOX (1, 2)	154	12	7	17	7	15	13	22	15	2	13	3	10	4	14	
Unweighted Base	1935	168	135	178	65	173	129	246	134	71	123	75	86	87	265	

Notes

Z-test = ↑ ↓ Significantly higher / lower 2024 than 2022 at 95% confidence level.

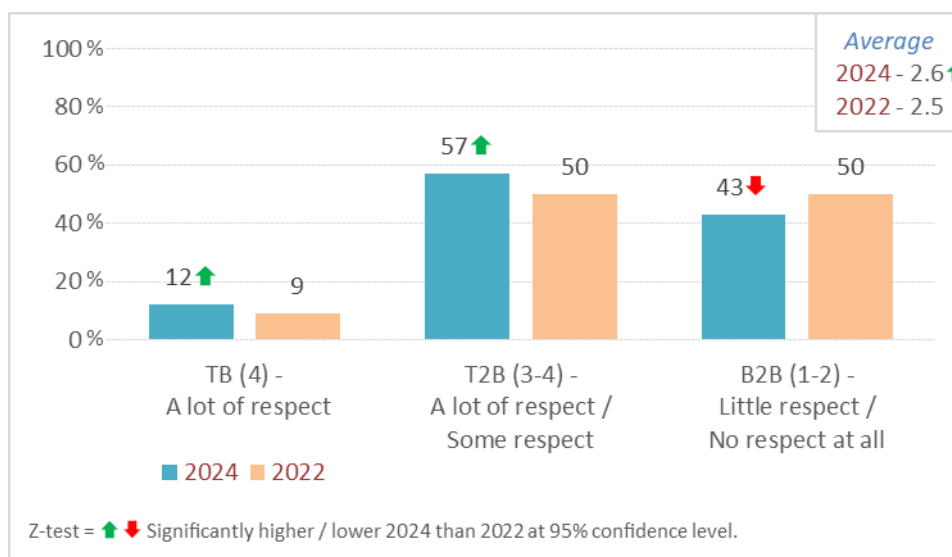
Q52. How much do you agree that the PR Police has trained its members to work and fight crime together with the communities?

Eight out of ten officers agree (79%) that the PR Police has trained its officers to work and fight crime together with the communities in 2024. This is +9pp statistically significant increase from 70% in 2022. Additionally, compared to 2022, it shows a significant increase in “Total agreement”. (Yr²⁴38% ↑ Yr²²30%).

- In 2024, EXO (89%) and ^{1ER} LT (85%) ranks and officers from Guayama (87%), Utuado (85%) and Aibonito (87%) have the highest agreement levels.

Figure 53

Level of Respect that Communities Have for PR Police Officers



FPM PRPB SURVEY

Table 53.1
Level of Respect that Communities Have for PR Police Officers

Yr 2024	TOTAL	AGE				GENDER		YEARS IN SERVICE					OFFICER RANK				
		24 - 34 years	35 - 44 years	45 - 54 years	55 - 62 years	Female	Male	0 - 9 years	10 - 14 years	15 - 19 years	20 - 24 years	25 + years	PO	SGT	2 ND LT	1 ST LT	EXO
Percentage (%)																	
(4) A lot of respect	12.0 ▲	16.0	13.0	11.0 ▲	14.0	10.0	13.0 ▲	14.0	16.0	14.0	13.0	11.0 ▲	13.0 ▲	9.0	9.0	12.0	19.0
(3) Some respect	45.0 ▲	25.0	40.0 ▲	47.0 ▲	46.0	44.0	45.0 ▲	27.0	41.0	44.0	43.0	47.0	42.0 ▲	50.0	53.0	54.0	60.0
(2) Little respect	34.0 ▼	43.0	36.0 ▼	33.0 ▼	33.0	35.0	33.0 ▼	45.0	30.0	34.0 ▼	34.0	34.0	35.0 ▼	32.0	32.0	31.0	19.0
(1) No respect at all	9.0 ▼	16.0	11.0	10.0	7.0	11.0 ▼	9.0	14.0	13.0	8.0	11.0	8.0	10.0 ▼	10.0	5.0	4.0	2.0
TOP 2 BOX (3, 4)	57.0 ▲	41.0	53.0 ▲	58.0 ▲	60.0	54.0 ▲	58.0 ▲	41.0	57.0 ▲	58.0 ▲	55.0 ▲	58.0	55.0 ▲	59.0	63.0	65.0	79.0
BOT 2 BOX (1, 2)	43.0 ▼	59.0	47.0 ▼	42.0 ▼	40.0	46.0 ▼	42.0 ▼	59.0	43.0 ▼	42.0 ▼	45.0 ▼	42.0	45.0 ▼	41.0	37.0	35.0	21.0
AVERAGE	2.6 ▲	2.4	2.5 ▲	2.6 ▲	2.7	2.5 ▲	2.6 ▲	2.4	2.6 ▲	2.6 ▲	2.6 ▲	2.6 ▲	2.6 ▲	2.6	2.7	2.7	3.0
Frequency																	
(4) A lot of respect	231	7	47	116	61	52	179	7	27	17	60	120	181	19	16	6	9
(3) Some respect	869	11	149	508	201	222	647	14	71	54	201	529	612	108	93	28	28
(2) Little respect	652	19	135	352	146	180	472	23	52	42	160	375	502	69	56	16	9
(1) No respect at all	183	7	42	105	29	54	129	7	23	10	50	93	150	21	9	2	1
TOP 2 BOX (3, 4)	1100	18	196	624	262	274	826	21	98	71	261	649	793	127	109	34	37
BOT 2 BOX (1, 2)	835	26	177	457	175	234	601	30	75	52	210	468	652	90	65	18	10
Unweighted Base	1935	44	373	1081	437	508	1427	51	173	123	471	1117	1445	217	174	52	47

Notes
 Z-test = ▲ ▼ Significantly higher / lower 2024 than 2022 at 95% confidence level.
 Rank: PO=Police Officer / SGT=Sergeant / 2ND LT=2ND Lieutenant / 1ST LT=1ST Lieutenant / EXO=Executive Officer.
 Q53. What is the level of respect that the communities have towards the members of the PR Police?

Table 53.2
Level of Respect that Communities Have for PR Police Officers

Yr 2024	TOTAL	POLICE AREA													
		San Juan	Arecibo	Ponce	Humacao	Mayagüez	Caguas	Bayamón	Carolina	Guayama	Aguadilla	Utuaado	Fajardo	Aibonito	Head-quarters
Percentage (%)															
(4) A lot of respect	12.0 ▲	11.0	17.0 ▲	13.0	12.0	10.0	16.0	8.0	10.0	14.0	14.0 ▲	13.0	9.0	11.0	12.0
(3) Some respect	45.0 ▲	37.0	47.0	44.0	54.0 ▲	46.0	46.0	41.0	37.0	46.0	42.0	57.0	47.0	49.0	49.0 ▲
(2) Little respect	34.0 ▼	45.0	29.0	33.0	28.0	32.0	31.0	40.0	40.0	28.0	35.0	23.0	36.0	32.0	28.0 ▼
(1) No respect at all	9.0 ▼	7.0 ▼	7.0	10.0	6.0	13.0	7.0 ▼	11.0	13.0	11.0	9.0	7.0	8.0	7.0	11.0
TOP 2 BOX (3, 4)	57.0 ▲	48.0	64.0 ▲	57.0	66.0	55.0	62.0 ▲	50.0	47.0	61.0	56.0	71.0	56.0	61.0	61.0 ▲
BOT 2 BOX (1, 2)	43.0 ▼	52.0	36.0 ▼	43.0	34.0	45.0	38.0 ▼	50.0	53.0	39.0	44.0	29.0	44.0	39.0	39.0 ▼
AVERAGE	2.6 ▲	2.5	2.8 ▲	2.6	2.7	2.5	2.7 ▲	2.5	2.5	2.6	2.6 ▲	2.8	2.6	2.7	2.6 ▲
Frequency															
(4) A lot of respect	231	18	23	23	8	17	21	20	14	10	17	10	8	10	32
(3) Some respect	869	62	64	78	35	79	59	102	49	33	52	43	40	43	130
(2) Little respect	652	76	39	59	18	55	40	98	54	20	43	17	31	28	74
(1) No respect at all	183	12	9	18	4	22	9	26	17	8	11	5	7	6	29
TOP 2 BOX (3, 4)	1100	80	87	101	43	96	80	122	63	43	69	53	48	53	162
BOT 2 BOX (1, 2)	835	88	48	77	22	77	49	124	71	28	54	22	38	34	103
Unweighted Base	1935	168	135	178	65	173	129	246	134	71	123	75	86	87	265

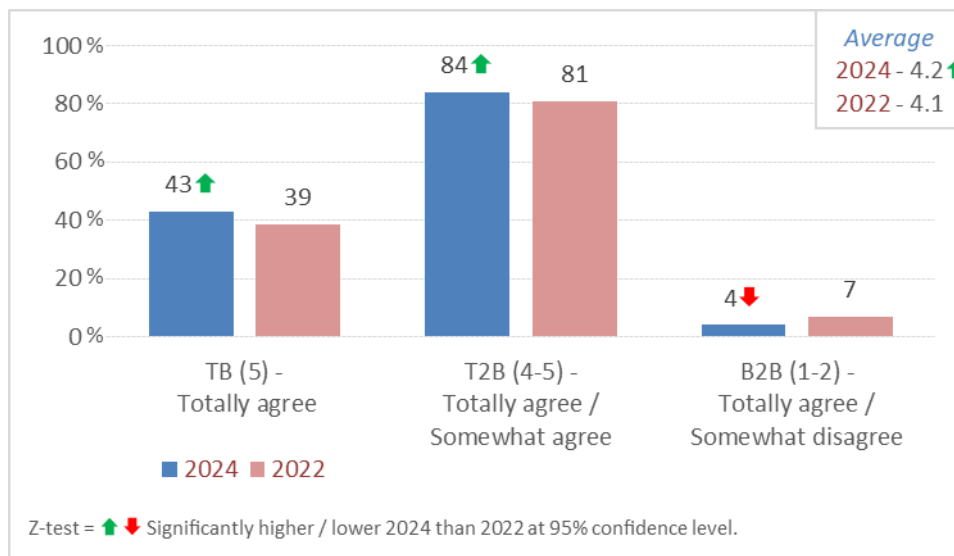
Notes
 Z-test = ▲ ▼ Significantly higher / lower 2024 than 2022 at 95% confidence level.
 Q53. What is the level of respect that the communities have towards the members of the PR Police?

In 2024, over half of the officers (57%, up from 50% in 2022) agree that the communities have respect for the police officers.

- In 2024, younger age officers (59%), females (46%), those that have lower service time (59%), PO (45%) rank officers and those from areas such as Carolina (53%), Mayagüez (45%), Bayamon (50%) and San Juan (52%) have a higher disagreement response.

Figure 54

Level of Agreement that the Police Officers Provide a Good Treatment to the Homeless Population in Puerto Rico



FPM PRPB SURVEY

Table 54.1

Level of Agreement that the Police Officers Provide a Good Treatment to the Homeless Population in Puerto Rico

Yr 2024	TOTAL	AGE				GENDER		YEARS IN SERVICE					OFFICER RANK				
		24 - 34 years	35 - 44 years	45 - 54 years	55 - 62 years	Female	Male	0 - 9 years	10 - 14 years	15 - 19 years	20 - 24 years	25 + years	PO	SGT	2 ND LT	1 ST LT	EXO
Percentage (%)																	
(5) Totally agree	42.5 ▲	40.9	43.7	40.8	45.8	39.2	43.7 ▲	39.2	43.4	43.9	45.9 ▲	40.9	42.5 ▲	34.6	49.4	44.2	51.1
(4) Somewhat agree	41.8	38.6	41.8	43.7	37.5	41.5	41.9	43.1	38.7	41.5	39.9	43.1	41.0	49.3	37.4	46.2	42.6
(3) Nor agree, nor disagree	11.3	15.9	10.7	11.3	11.2	12.4	10.9	13.7	14.5	8.1	10.0	11.5	11.9	11.5	9.8	5.8	2.1
(2) Somewhat disagree	3.3 ▼	2.3	2.4	3.6 ▼	3.4	5.1	2.7 ▼	2.0	2.3	4.9	3.4 ▼	3.3 ▼	3.5	3.2	3.4	1.9	—
(1) Totally disagree	1.1	2.3	1.3	0.6	2.1	1.8	0.9	2.0	1.2	1.6	0.8	1.2	1.1	1.4	—	1.9	4.3
TOP 2 BOX (4, 5)	84.3 ▲	79.5	85.5 ▲	84.5 ▲	83.3	80.7	85.6 ▲	82.4	82.1	85.4	85.8 ▲	84.0	83.5	83.9	86.8	90.4	93.6
BOT 2 BOX (1, 2)	4.4 ▼	4.5	3.8 ▼	4.3 ▼	5.5	6.9	3.6 ▼	3.9	3.5	6.5	4.2 ▼	4.5 ▼	4.6 ▼	4.6	3.4	3.8	4.3
AVERAGE	4.2 ▲	4.1	4.2 ▲	4.2 ▲	4.2	4.1	4.3 ▲	4.2	4.2	4.2	4.3 ▲	4.2 ▲	4.2 ▲	4.1	4.3 ▲	4.3	4.4
Frequency																	
(5) Totally agree	822	18	163	441	200	199	623	20	75	54	216	457	614	75	86	23	24
(4) Somewhat agree	809	17	156	472	164	211	598	22	67	51	188	481	593	107	65	24	20
(3) Nor agree, nor disagree	218	7	40	122	49	63	155	7	25	10	47	129	172	25	17	3	1
(2) Somewhat disagree	64	1	9	39	15	26	38	1	4	6	16	37	50	7	6	1	—
(1) Totally disagree	22	1	5	7	9	9	13	1	2	2	4	13	16	3	—	1	2
TOP 2 BOX (4, 5)	1631	35	319	913	364	410	1221	42	142	105	404	938	1207	182	151	47	44
BOT 2 BOX (1, 2)	86	2	14	46	24	35	51	2	6	8	20	50	66	10	6	2	2
Unweighted Base	1935	44	373	1081	437	508	1427	51	173	123	471	1117	1445	217	174	52	47

Notes

Z-test = ▲ ▼ Significantly higher / lower 2024 than 2022 at 95% confidence level.

Rank: PO=Police Officer / SGT=Sergeant / 2ND LT=2ND Lieutenant / 1ST LT=1ST Lieutenant / EXO=Executive Officer.

Q54. Comparing the treatment that the PR Police provides to different groups or specific sectors of society, how much do you agree that members of the police treat the homeless population in Puerto Rico w

Table 54.2

Level of Agreement that the Police Officers Provide a Good Treatment to the Homeless Population in Puerto Rico

Yr 2024	TOTAL	POLICE AREA														Head-quarters
		San Juan	Arecibo	Ponce	Humacao	Mayagüez	Caguas	Bayamón	Carolina	Guayama	Aguadilla	Utuaado	Fajardo	Aibonito		
Percentage (%)																
(5) Totally agree	42.5 ▲	45.2	44.4	42.7	40.0	44.5	41.1	33.7	41.8	42.3	50.4	52.0	31.4	40.2	46.0	
(4) Somewhat agree	41.8	41.1	40.7	38.8	46.2	42.2	41.1	45.1	42.5	45.1	34.1	37.3	46.5	44.8	41.9	
(3) Nor agree, nor disagree	11.3	10.7	8.9	11.2	12.3	10.4	9.3	13.8	10.4	11.3	11.4	8.0	18.6	13.8	9.8	
(2) Somewhat disagree	3.3 ▼	2.4	4.4	6.2	1.5	2.9	7.0	4.9	3.7	—	1.6	2.7	3.5	—	1.5	
(1) Totally disagree	1.1	0.6	1.5	1.1	—	—	1.6	2.4	1.5	1.4	2.4	—	—	1.1	0.8	
TOP 2 BOX (4, 5)	84.3 ▲	86.3	85.2	81.5	86.2	86.7	82.2	78.9	84.3	87.3	84.6	89.3	77.9	85.1	87.9	
BOT 2 BOX (1, 2)	4.4 ▼	3.0	5.9	7.3	1.5	2.9	8.5	7.3	5.2	1.4	4.1	2.7	3.5	1.1	2.3	
AVERAGE	4.2 ▲	4.3	4.2 ▲	4.2 ▲	4.3	4.3	4.1	4.0	4.2	4.3	4.3	4.4	4.1	4.2	4.3	
Frequency																
(5) Totally agree	822	76	60	76	26	77	53	83	56	30	62	39	27	35	122	
(4) Somewhat agree	809	69	55	69	30	73	53	111	57	32	42	28	40	39	111	
(3) Nor agree, nor disagree	218	18	12	20	8	18	12	34	14	8	14	6	16	12	26	
(2) Somewhat disagree	64	4	6	11	1	5	9	12	5	—	2	2	3	—	4	
(1) Totally disagree	22	1	2	2	—	—	2	6	2	1	3	—	—	1	2	
TOP 2 BOX (4, 5)	1631	145	115	145	56	150	106	194	113	62	104	67	67	74	233	
BOT 2 BOX (1, 2)	86	5	8	13	1	5	11	18	7	1	5	2	3	1	6	
Unweighted Base	1935	168	135	178	65	173	129	246	134	71	123	75	86	87	265	

Notes

Z-test = ▲ ▼ Significantly higher / lower 2024 than 2022 at 95% confidence level.

Q54. Comparing the treatment that the PR Police provides to different groups or specific sectors of society, how much do you agree that members of the police treat the homeless population in Puerto Rico well?

In 2024, eight out of ten officers agree (84%) that the police officers provide a good treatment to the homeless population, a +3pp statistically significant increase from 81% in 2022.

- In 2024 (compared to 2022), age groups 35-44 years ($Yr24^{86\%} \uparrow Yr22^{82\%}$), 45-54 years ($Yr24^{84\%} \uparrow Yr22^{80\%}$), males ($Yr24^{86\%} \uparrow Yr22^{82\%}$) and 20-24 years of experience ($Yr24^{86\%} \uparrow Yr22^{79\%}$) show a statistically significant increase in the level of agreement that PR Police provide good treatment to the homeless population. On the other hand, males ($Yr24^{44\%} \uparrow Yr22^{39\%}$), 20-24 years of experience ($Yr24^{46\%} \uparrow Yr22^{39\%}$) and PO rank ($Yr24^{43\%} \uparrow Yr22^{39\%}$) show a statistically significant increase in “Total agreement”.

INFORMATION SYSTEMS AND TECHNOLOGY

The main objectives of the Information and Technology System compliance area is to update the infrastructure of technological information systems to improve police processes and procedures in the administrative and operational areas to support the implementation of the Sustainable Reform agreement. This can be achieved by establishing efficient and effective communications infrastructure, databases, and information systems to support the daily activities of its employees. (PRPB Action Plans for Compliance with a Sustainable Reform – Electronic Version, p 4)

Figure 55

PR Police Provides Sufficient Training to Police Officers to Train Them in the Efficient and Proper Use of Information Systems

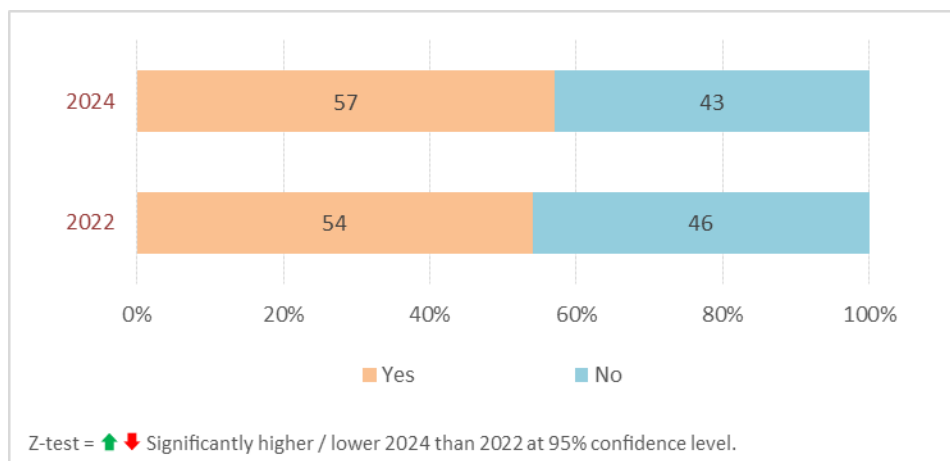


Table 55.1

PR Police Provides Sufficient Training to Police Officers to Train Them in the Efficient and Proper Use of Information Systems

Yr 2024	TOTAL	AGE				GENDER		YEARS IN SERVICE					OFFICER RANK				
		24 - 34 years	35 - 44 years	45 - 54 years	55 - 62 years	Female	Male	0 - 9 years	10 - 14 years	15 - 19 years	20 - 24 years	25 + years	PO	SGT	2 ND LT	1 ST LT	EXO
		Percentage (%)															
Yes	57.0	57.0	57.0	55.0	62.0	57.0	57.0	61.0	58.0	53.0	57.0	57.0	60.0	45.0	47.0	48.0	66.0
No	43.0	43.0	43.0	45.0	38.0	43.0	43.0	39.0	42.0	47.0	43.0	43.0	40.0	55.0	53.0	52.0	34.0
		Frequency															
Yes	1099	25	213	591	270	289	810	31	100	65	269	634	864	98	81	25	31
No	836	19	160	490	167	219	617	20	73	58	202	483	581	119	93	27	16
Unweighted Base	1935	44	373	1081	437	508	1427	51	173	123	471	1117	1445	217	174	52	47

Notes

Z-test = ▲ ▼ Significantly higher / lower 2024 than 2022 at 95% confidence level.

Rank: PO=Police Officer / SGT=Sergeant / 2ND LT=2ND Lieutenant / 1ST LT=1ST Lieutenant / EXO=Executive Officer.

Q55. Do you consider that the PR Police provide enough training to police members to train them in the efficient and proper use of information systems?

Table 55.2

PR Police Provides Sufficient Training to Police Officers to Train Them in the Efficient and Proper Use of Information Systems

Yr 2024	TOTAL	POLICE AREA														
		San Juan	Arecibo	Ponce	Humacao	Mayagüez	Caguas	Bayamón	Carolina	Guayama	Aguadilla	Utuaado	Fajardo	Aibonito	Head-quarters	
Percentage (%)																
Yes	57.0	55.0	56.0	58.0	63.0	53.0	47.0	53.0	56.0	59.0	49.0	56.0	53.0	67.0	68.0	
No	43.0	45.0	44.0	42.0	37.0	47.0	53.0	47.0	44.0	41.0	51.0	44.0	47.0	33.0	32.0	
Frequency																
Yes	1099	93	76	103	41	92	61	131	75	42	60	42	46	58	179	
No	836	75	59	75	24	81	68	115	59	29	63	33	40	29	86	
Unweighted Base	1935	168	135	178	65	173	129	246	134	71	123	75	86	87	265	

Notes

Z-test = ▲ ▼ Significantly higher / lower 2024 than 2022 at 95% confidence level.

Q55. Do you consider that the PR Police provide enough training to police members to train them in the efficient and proper use of information systems?

More than half of the officers agree that the PR Police provides sufficient training with regards to the efficient and proper use of information systems, with 57% saying Yes to this question in 2024. This is +3pp increase from 54% in 2022.

- In 2024, there is a higher agreement with this element among the 55 to 62 age group (62%), PO (60%) and EXO (66%) rank officers, and among those from Humacao (63%), Aibonito (67%) and Headquarters (68%).

Figure 56

Level of Agreement that the PR Police Publishes Reliable General Statistics of Puerto Rico On All Types of Crimes

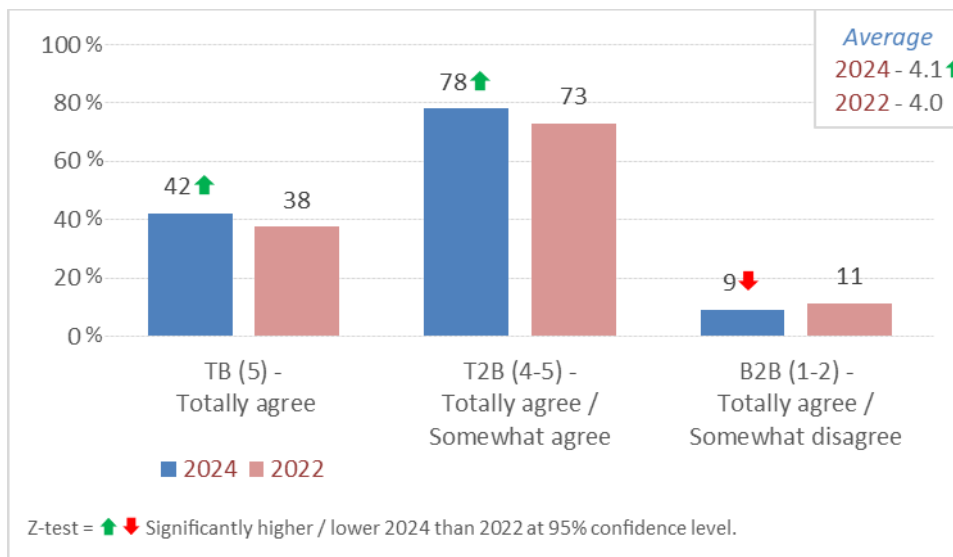


Table 56.1

Level of Agreement that the PR Police Publishes Reliable General Statistics of Puerto Rico On All Types of Crimes

Yr 2024	TOTAL	AGE				GENDER		YEARS IN SERVICE					OFFICER RANK				
		24 - 34 years	35 - 44 years	45 - 54 years	55 - 62 years	Female	Male	0 - 9 years	10 - 14 years	15 - 19 years	20 - 24 years	25 + years	PO	SGT	2 ND LT	1 ST LT	EXO
Percentage (%)																	
(5) Totally agree	42.2 ▲	40.9	41.6 ▲	41.9	43.7	36.8	44.1 ▲	33.3	46.2	45.5 ▲	42.0 ▲	41.7	40.1 ▲	35.0	60.9 ▲	46.2	66.0
(4) Somewhat agree	36.0	25.0	32.7	36.7	38.2	37.8	35.4	29.4	27.2	28.5	37.8	37.8	36.3	44.2	25.9	40.4	23.4
(3) Nor agree, nor disagree	11.0	9.1	12.6	11.8	7.8	12.6	10.4	13.7	11.0	14.6	10.8	10.6	12.1	9.2	6.9	7.7	4.3
(2) Somewhat disagree	4.4 ▼	11.4	4.3	4.3 ▼	4.3	5.1	4.2 ▼	9.8	4.6	4.9	4.2	4.2 ▼	4.5 ▼	6.0	2.9	3.8	2.1
(1) Totally disagree	4.1	6.8	5.6	3.7	3.7	3.9	4.2	5.9	8.7	5.7	2.8 ▼	3.8	4.4	4.1	2.3	1.9	4.3
Don't know	2.2 ▼	6.8	3.2	1.6 ▼	2.3	3.7	1.6 ▼	7.8	2.3 ▼	0.8	2.3	2.0	2.6 ▼	1.4	1.1	—	—
TOP 2 BOX (4, 5)	78.2 ▲	65.9	74.3	78.6 ▲	81.9	74.6	79.5 ▲	62.7	73.4	74.0	79.8 ▲	79.5	76.4 ▲	79.3	86.8	86.5	89.4
BOT 2 BOX (1, 2)	8.6 ▼	18.2	9.9	8.0 ▼	8.0	9.1	8.4 ▼	15.7	13.3	10.6	7.0 ▼	8.0 ▼	8.9 ▼	10.1	5.2	5.8	6.4
AVERAGE	4.1 ▲	3.9	4.0 ▲	4.1 ▲	4.2	4.0 ▲	4.1 ▲	3.8	4.0	4.0	4.2 ▲	4.1	4.1 ▲	4.0	4.4 ▲	4.3	4.5
Frequency																	
(5) Totally agree	817	18	155	453	191	187	630	17	80	56	198	466	580	76	106	24	31
(4) Somewhat agree	697	11	122	397	167	192	505	15	47	35	178	422	524	96	45	21	11
(3) Nor agree, nor disagree	213	4	47	128	34	64	149	7	19	18	51	118	175	20	12	4	2
(2) Somewhat disagree	86	5	16	46	19	26	60	5	8	6	20	47	65	13	5	2	1
(1) Totally disagree	80	3	21	40	16	20	60	3	15	7	13	42	64	9	4	1	2
Don't know	42	3	12	17	10	19	23	4	4	1	11	22	37	3	2	—	—
TOP 2 BOX (4, 5)	1514	29	277	850	358	379	1135	32	127	91	376	888	1104	172	151	45	42
BOT 2 BOX (1, 2)	166	8	37	86	35	46	120	8	23	13	33	89	129	22	9	3	3
Unweighted Base	1935	44	373	1081	437	508	1427	51	173	123	471	1117	1445	217	174	52	47

Notes

Z-test = ▲ ▼ Significantly higher / lower 2024 than 2022 at 95% confidence level.

Rank: PO=Police Officer / SGT=Sergeant / 2ND LT=2ND Lieutenant / 1ST LT=1ST Lieutenant / EXO=Executive Officer.

Q56. How much do you agree that the PR Police publish reliable general statistics from Puerto Rico on all types of crimes such as homicides, hate crimes, domestic violence, sexual assault, etc.?

Table 56.2

Level of Agreement that the PR Police Publishes Reliable General Statistics of Puerto Rico On All Types of Crimes

Yr 2024	TOTAL	POLICE AREA														
		San Juan	Arecibo	Ponce	Humacao	Mayagüez	Caguas	Bayamón	Carolina	Guayama	Aguadilla	Utuaado	Fajardo	Aibonito	Head-quarters	
Percentage (%)																
(5) Totally agree	42.2 ▲	42.3	40.7	43.3 ▲	50.8	44.5	38.0	35.8	37.3	42.3	48.0 ▲	49.3	38.4	47.1	44.2	
(4) Somewhat agree	36.0	32.7	41.5	36.0	27.7	32.9	38.8	38.2	34.3	43.7	30.9	33.3	40.7	40.2	35.1	
(3) Nor agree, nor disagree	11.0	15.5	11.1	13.5	10.8	10.4	4.7 ▼	11.4	13.4	4.2	6.5 ▼	14.7	11.6	9.2	11.7	
(2) Somewhat disagree	4.4 ▼	3.6	2.2 ▼	2.8	6.2	6.4	9.3	5.3	6.7	1.4	6.5	2.7	3.5	—	3.4 ▼	
(1) Totally disagree	4.1	4.8	2.2	2.8	3.1	3.5	7.0	6.1	4.5	7.0	6.5	—	3.5	3.4	2.6	
Don't know	2.2 ▼	1.2	2.2	1.7	1.5	2.3	2.3	3.3	3.7	1.4	1.6	—	2.3	—	3.0	
TOP 2 BOX (4, 5)	78.2 ▲	75.0	82.2 ▲	79.2 ▲	78.5	77.5	76.7	74.0	71.6	85.9	78.9	82.7	79.1	87.4	79.2 ▲	
BOT 2 BOX (1, 2)	8.6 ▼	8.3	4.4 ▼	5.6 ▼	9.2	9.8	16.3	11.4	11.2	8.5	13.0	2.7	7.0	3.4	6.0 ▼	
AVERAGE	4.1 ▲	4.1	4.2 ▲	4.2 ▲	4.2	4.1	3.9	4.0	4.0	4.1	4.1	4.3	4.1	4.3	4.2 ▲	
Frequency																
(5) Totally agree	817	71	55	77	33	77	49	88	50	30	59	37	33	41	117	
(4) Somewhat agree	697	55	56	64	18	57	50	94	46	31	38	25	35	35	93	
(3) Nor agree, nor disagree	213	26	15	24	7	18	6	28	18	3	8	11	10	8	31	
(2) Somewhat disagree	86	6	3	5	4	11	12	13	9	1	8	2	3	—	9	
(1) Totally disagree	80	8	3	5	2	6	9	15	6	5	8	—	3	3	7	
Don't know	42	2	3	3	1	4	3	8	5	1	2	—	2	—	8	
TOP 2 BOX (4, 5)	1514	126	111	141	51	134	99	182	96	61	97	62	68	76	210	
BOT 2 BOX (1, 2)	166	14	6	10	6	17	21	28	15	6	16	2	6	3	16	
Unweighted Base	1935	168	135	178	65	173	129	246	134	71	123	75	86	87	265	

Notes

Z-test = ▲ ▼ Significantly higher / lower 2024 than 2022 at 95% confidence level.

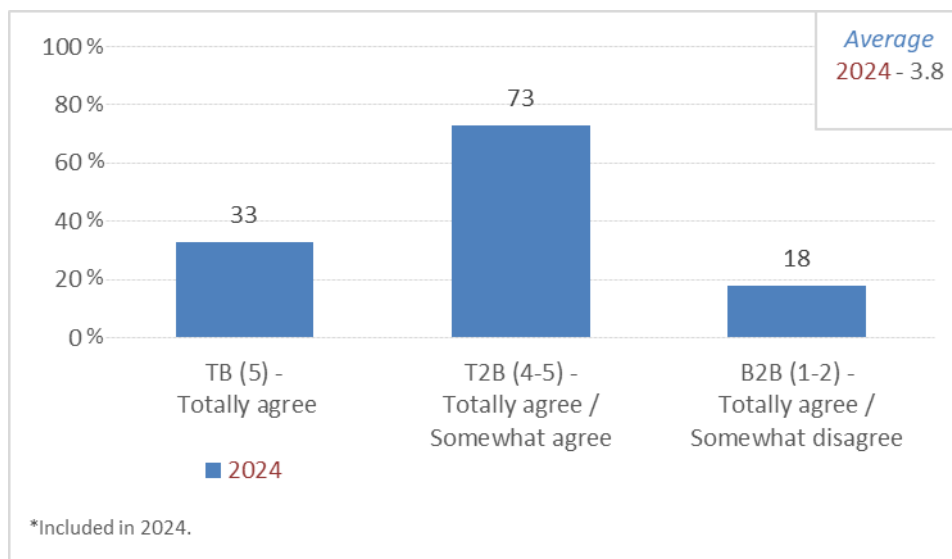
Q56. How much do you agree that the PR Police publish reliable general statistics from Puerto Rico on all types of crimes such as homicides, hate crimes, domestic violence, sexual assault, etc.?

Three out of four officers agree (78%) on some level that the PR Police publishes reliable general statistics on all types of crime in 2024. This is a statistically significant increase of +5pp from 73% in 2022.

- In 2024, this agreement increases the older the officer’s age and service time is.
- In 2024 (compared to 2022), 45-54 age group (Yr24 79% ↑ Yr22 74%), males (Yr24 80% ↑ Yr22 74%), 20-24 years of experience (Yr24 80% ↑ Yr22 72%), PO rank (Yr24 76% ↑ Yr22 70%), Arecibo area (Yr24 82% ↑ Yr22 68%), Ponce area (Yr24 79% ↑ Yr22 70%) and Headquarters (Yr24 79% ↑ Yr22 72%) show a statistically significant increase in the level of agreement that the PR Police publishes reliable general statistics for Puerto Rico on all types of crimes.

Figure 57

*Level of Agreement that the Technology Used By the PR Police Enables Effective and Efficient Work**



FPM PRPB SURVEY

Table 57.1

*Level of Agreement that the Technology Used By the PR Police Enables Effective and Efficient Work**

Yr 2024	TOTAL	AGE				GENDER		YEARS IN SERVICE					OFFICER RANK				
		24 - 34 years	35 - 44 years	45 - 54 years	55 - 62 years	Female	Male	0 - 9 years	10 - 14 years	15 - 19 years	20 - 24 years	25 + years	PO	SGT	2 ND LT	1 ST LT	EXO
Percentage (%)																	
(5) Totally agree	32.8	27.3	32.4	31.4	37.1	27.8	34.5	25.5	31.8	30.9	31.6	33.9	32.0	31.3	31.6	44.2	55.3
(4) Somewhat agree	39.7	29.5	34.6	41.6	40.5	40.2	39.6	33.3	33.5	39.0	41.0	40.6	39.3	40.6	44.8	38.5	31.9
(3) Nor agree, nor disagree	9.4	4.5	10.7	10.6	5.5	10.0	9.1	9.8	11.6	10.6	10.4	8.4	10.3	7.4	8.0	3.8	-
(2) Somewhat disagree	10.4	18.2	11.8	10.2	9.2	12.6	9.7	11.8	11.0	13.8	9.8	10.2	10.7	9.2	12.6	5.8	6.4
(1) Totally disagree	7.4	20.5	10.2	5.9	7.6	9.3	6.8	19.6	11.0	5.7	7.2	6.6	7.5	11.1	2.9	7.7	6.4
Don't know	0.3	—	0.3	0.3	0.2	0.2	0.3	—	1.2	—	—	0.3	0.3	0.5	—	—	—
TOP 2 BOX (4, 5)	72.5	56.8	67.0	73.0	77.6	67.9	74.1	58.8	65.3	69.9	72.6	74.5	71.3	71.9	76.4	82.7	87.2
BOT 2 BOX (1, 2)	17.9	38.6	22.0	16.1	16.7	21.9	16.5	31.4	22.0	19.5	17.0	16.8	18.1	20.3	15.5	13.5	12.8
AVERAGE	3.8	3.3	3.7	3.8	3.9	3.7	3.9	3.3	3.7	3.8	3.8	3.9	3.8	3.7	3.9	4.1	4.2
Frequency																	
(5) Totally agree	634	12	121	339	162	141	493	13	55	38	149	379	462	68	55	23	26
(4) Somewhat agree	769	13	129	450	177	204	565	17	58	48	193	453	568	88	78	20	15
(3) Nor agree, nor disagree	181	2	40	115	24	51	130	5	20	13	49	94	149	16	14	2	—
(2) Somewhat disagree	202	8	44	110	40	64	138	6	19	17	46	114	154	20	22	3	3
(1) Totally disagree	144	9	38	64	33	47	97	10	19	7	34	74	108	24	5	4	3
Don't know	5	—	1	3	1	1	4	—	2	—	—	3	4	1	—	—	—
TOP 2 BOX (4, 5)	1403	25	250	789	339	345	1058	30	113	86	342	832	1030	156	133	43	41
BOT 2 BOX (1, 2)	346	17	82	174	73	111	235	16	38	24	80	188	262	44	27	7	6
Unweighted Base	1935	44	373	1081	437	508	1427	51	173	123	471	1117	1445	217	174	52	47

Notes

*Included in 2024.

Rank: PO=Police Officer / SGT=Sergeant / 2ND LT=2ND Lieutenant / 1ST LT=1ST Lieutenant / EXO=Executive Officer.

Q57. How much do you agree that the technology used by members of the Puerto Rico Police allows them to perform their work effectively and efficiently?

Table 57.2

*Level of Agreement that the Technology Used By the PR Police Enables Effective and Efficient Work**

Yr 2024	TOTAL	POLICE AREA													Head-quarters
		San Juan	Arecibo	Ponce	Humacao	Mayagüez	Caguas	Bayamón	Carolina	Guayama	Aguadilla	Utuaado	Fajardo	Aibonito	
Percentage (%)															
(5) Totally agree	32.8	28.6	32.6	30.3	32.3	26.0	34.9	34.1	29.1	36.6	30.9	46.7	29.1	35.6	37.4
(4) Somewhat agree	39.7	43.5	43.0	36.5	36.9	44.5	38.8	36.2	38.1	43.7	29.3	40.0	38.4	47.1	41.9
(3) Nor agree, nor disagree	9.4	7.7	11.1	12.9	7.7	11.0	6.2	8.5	12.7	5.6	8.9	5.3	12.8	5.7	9.4
(2) Somewhat disagree	10.4	10.1	9.6	12.9	12.3	9.8	10.1	12.6	11.2	8.5	16.3	4.0	14.0	6.9	6.8
(1) Totally disagree	7.4	8.9	3.7	7.3	10.8	8.7	10.1	8.5	8.2	5.6	13.8	4.0	5.8	4.6	4.2
Don't know	0.3	1.2	—	—	—	—	—	—	0.7	—	0.8	—	—	—	0.4
TOP 2 BOX (4, 5)	72.5	72.0	75.6	66.9	69.2	70.5	73.6	70.3	67.2	80.3	60.2	86.7	67.4	82.8	79.2
BOT 2 BOX (1, 2)	17.9	19.0	13.3	20.2	23.1	18.5	20.2	21.1	19.4	14.1	30.1	8.0	19.8	11.5	10.9
AVERAGE	3.8	3.7	3.9	3.7	3.7	3.7	3.8	3.8	3.7	4.0	3.5	4.2	3.7	4.0	4.0
Frequency															
(5) Totally agree	634	48	44	54	21	45	45	84	39	26	38	35	25	31	99
(4) Somewhat agree	769	73	58	65	24	77	50	89	51	31	36	30	33	41	111
(3) Nor agree, nor disagree	181	13	15	23	5	19	8	21	17	4	11	4	11	5	25
(2) Somewhat disagree	202	17	13	23	8	17	13	31	15	6	20	3	12	6	18
(1) Totally disagree	144	15	5	13	7	15	13	21	11	4	17	3	5	4	11
Don't know	5	2	—	—	—	—	—	—	1	—	1	—	—	—	1
TOP 2 BOX (4, 5)	1452	141	98	152	77	106	89	152	100	69	95	55	55	87	176
BOT 2 BOX (1, 2)	225	22	21	28	13	17	15	20	18	5	20	4	7	6	29
Unweighted Base	1935	168	135	178	65	173	129	246	134	71	123	75	86	87	265

Notes

*Included in 2024.

Q57. How much do you agree that the technology used by members of the Puerto Rico Police allows them to perform their work effectively and efficiently?

Nearly three out of four officers agree (73%) that the technology used by the PR Police enables effective and efficient work. This agreement is lower among younger officers (57%) and those from Aguadilla (60%).

Figure 58

*Current Use of Body Cameras as Part of the PR Police Equipment**

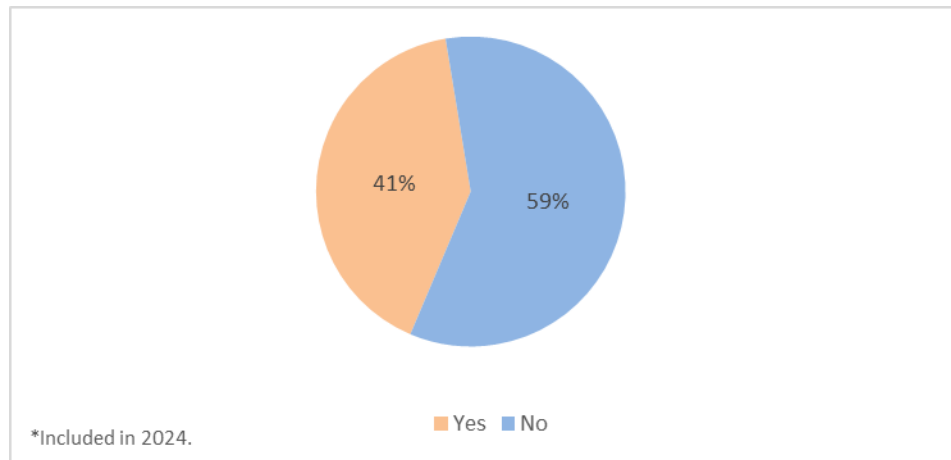


Table 58.1

*Current Use of Body Cameras as Part of the PR Police Equipment**

Yr 2024	TOTAL	AGE				GENDER		YEARS IN SERVICE					OFFICER RANK				
		24 - 34 years	35 - 44 years	45 - 54 years	55 - 62 years	Female	Male	0 - 9 years	10 - 14 years	15 - 19 years	20 - 24 years	25 + years	PO	SGT	2 ND LT	1 ST LT	EXO
Percentage (%)																	
Yes	41.3	59.1	41.6	40.1	42.1	37.2	42.7	58.8	47.4	43.1	41.8	39.1	42.1	41.9	32.8	36.5	51.1
No	58.7	40.9	58.4	59.9	57.9	62.8	57.3	41.2	52.6	56.9	58.2	60.9	57.9	58.1	67.2	63.5	48.9
Frequency																	
Yes	799	26	155	434	184	189	610	30	82	53	197	437	608	91	57	19	24
No	1136	18	218	647	253	319	817	21	91	70	274	680	837	126	117	33	23
Unweighted Base	1935	44	373	1081	437	508	1427	51	173	123	471	1117	1445	217	174	52	47

Notes

*Included in 2024.
 Rank: PO=Police Officer / SGT=Sergeant / 2ND LT=2ND Lieutenant / 1ST LT=1ST Lieutenant / EXO=Executive Officer.
 Q58. Are body cameras currently used as part of their equipment?

Table 58.2

*Current Use of Body Cameras as Part of the PR Police Equipment**

Yr 2024	TOTAL	POLICE AREA													
		San Juan	Arecibo	Ponce	Humacao	Mayagüez	Caguas	Bayamón	Carolina	Guayama	Aguadilla	Utuaado	Fajardo	Aibonito	Head-quarters
Percentage (%)															
Yes	41.3	54.8	37.0	27.5	41.5	24.9	55.8	49.6	62.7	38.0	39.8	25.3	33.7	36.8	39.2
No	58.7	45.2	63.0	72.5	58.5	75.1	44.2	50.4	37.3	62.0	60.2	74.7	66.3	63.2	60.8
Frequency															
Yes	799	92	50	49	27	43	72	122	84	27	49	19	29	32	104
No	1136	76	85	129	38	130	57	124	50	44	74	56	57	55	161
Unweighted Base	1935	168	135	178	65	173	129	246	134	71	123	75	86	87	265

Notes

*Included in 2024.
 Q58. Are body cameras currently used as part of their equipment?

Four out of ten officers (41%) indicate that they currently use body cameras as part of the PR Police equipment. The usage incidence is higher among younger age officers (59%), those with less than 10 years of service (59%), EXO (51%) rank officers, and officers from Carolina (63%), Caguas (56%), San Juan (55%) and Bayamon (50%).

Figure 59

*Training Provided By the PR Police on the Use of Body Cameras**

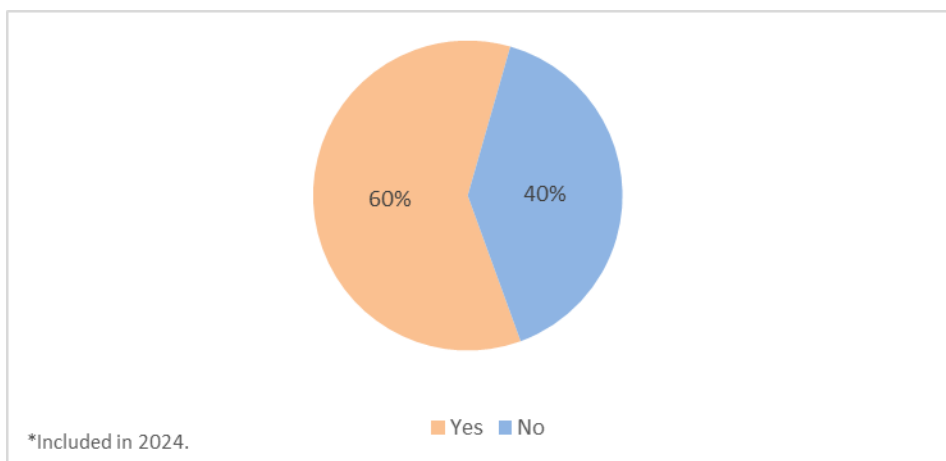


Table 59.1

*Training Provided By the PR Police on the Use of Body Cameras**

Yr 2024	TOTAL	AGE				GENDER		YEARS IN SERVICE					OFFICER RANK				
		24 - 34 years	35 - 44 years	45 - 54 years	55 - 62 years	Female	Male	0 - 9 years	10 - 14 years	15 - 19 years	20 - 24 years	25 + years	PO	SGT	2 ND LT	1 ST LT	EXO
Percentage (%)																	
Yes	59.7	79.5	62.5	59.6	55.6	59.4	59.8	74.5	72.8	59.3	60.3	56.8	59.7	60.8	52.3	73.1	68.1
No	40.3	20.5	37.5	40.4	44.4	40.6	40.2	25.5	27.2	40.7	39.7	43.2	40.3	39.2	47.7	26.9	31.9
Frequency																	
Yes	1155	35	233	644	243	302	853	38	126	73	284	634	862	132	91	38	32
No	780	9	140	437	194	206	574	13	47	50	187	483	583	85	83	14	15
Unweighted Base	1935	44	373	1081	437	508	1427	51	173	123	471	1117	1445	217	174	52	47

Notes

*Included in 2024.

Rank: PO=Police Officer / SGT=Sergeant / 2ND LT=2ND Lieutenant / 1ST LT=1ST Lieutenant / EXO=Executive Officer.

Q59. Has the Puerto Rico Police provided training on how to use body cameras?

Table 59.2

*Training Provided By the PR Police on the Use of Body Cameras**

Yr 2024	TOTAL	POLICE AREA													
		San Juan	Arecibo	Ponce	Humacao	Mayagüez	Caguas	Bayamón	Carolina	Guayama	Aguadilla	Utuaado	Fajardo	Aibonito	Head-quarters
Percentage (%)															
Yes	59.7	70.2	48.9	47.2	60.0	39.3	79.1	74.8	73.1	59.2	50.4	45.3	53.5	52.9	62.6
No	40.3	29.8	51.1	52.8	40.0	60.7	20.9	25.2	26.9	40.8	49.6	54.7	46.5	47.1	37.4
Frequency															
Yes	1155	118	66	84	39	68	102	184	98	42	62	34	46	46	166
No	780	50	69	94	26	105	27	62	36	29	61	41	40	41	99
Unweighted Base	1935	168	135	178	65	173	129	246	134	71	123	75	86	87	265

Notes

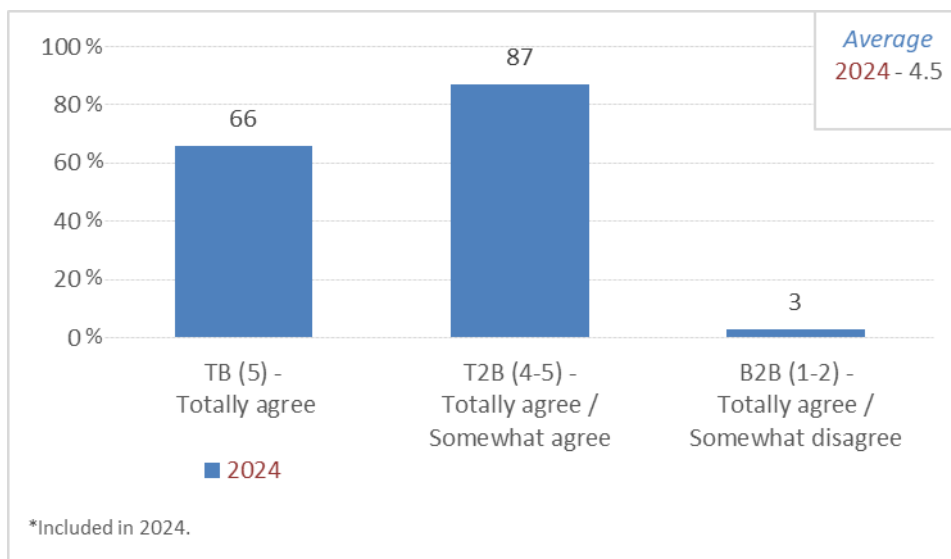
*Included in 2024.

Q59. Has the Puerto Rico Police provided training on how to use body cameras?

Six out of ten officers (60%) indicate that they received training from the PR Police on how to use the body cams. This incidence is higher among younger offices (both in age (80%) and service time (75%), 1st LT (73%) and EXO (68%) rank officers, and officers from San Juan (70%), Caguas (79%), Bayamon (75%) and Carolina (73%).

Figure 60

*Level of Agreement that Body Cameras Help the PR Police in the Work**



FPM PRPB SURVEY

Table 60.1

*Level of Agreement that Body Cameras Help the PR Police in the Work**

Yr 2024	TOTAL	AGE				GENDER		YEARS IN SERVICE					OFFICER RANK				
		24 - 34 years	35 - 44 years	45 - 54 years	55 - 62 years	Female	Male	0 - 9 years	10 - 14 years	15 - 19 years	20 - 24 years	25 + years	PO	SGT	2 ND LT	1 ST LT	EXO
Percentage (%)																	
(5) Totally agree	66.0	47.7	61.7	65.5	73.0	59.3	68.5	39.2	61.3	65.0	67.9	67.3	63.9	66.8	73.6	75.0	89.4
(4) Somewhat agree	21.1	29.5	19.8	22.2	18.5	23.4	20.3	27.5	22.0	18.7	18.9	21.8	21.7	21.7	19.5	19.2	6.4
(3) Nor agree, nor disagree	7.0	13.6	11.5	6.2	4.6	10.4	5.8	21.6	9.8	11.4	7.2	5.4	7.8	6.5	4.0	3.8	—
(2) Somewhat disagree	1.8	-	2.9	1.9	0.5	1.8	1.8	2.0	3.5	1.6	1.9	1.4	2.0	0.9	1.1	1.9	—
(1) Totally disagree	1.2	4.5	1.6	1.1	0.7	0.6	1.4	3.9	1.7	—	1.9	0.8	1.2	1.4	0.6	—	2.1
Don't know	2.9	4.5	2.4	3.1	2.7	4.5	2.3	5.9	1.7	3.3	2.1	3.2	3.3	2.8	1.1	—	2.1
TOP 2 BOX (4, 5)	87.1	77.3	81.5	87.7	91.5	82.7	88.7	66.7	83.2	83.7	86.8	89.2	85.7	88.5	93.1	94.2	95.7
BOT 2 BOX (1, 2)	2.9	4.5	4.6	3.1	1.1	2.4	3.2	5.9	5.2	1.6	3.8	2.2	3.3	2.3	1.7	1.9	2.1
AVERAGE	4.5	4.2	4.4	4.5	4.7	4.5	4.6	4.0	4.4	4.5	4.5	4.6	4.5	4.6	4.7	4.7	4.9
Frequency																	
(5) Totally agree	1278	21	230	708	319	301	977	20	106	80	320	752	924	145	128	39	42
(4) Somewhat agree	408	13	74	240	81	119	289	14	38	23	89	244	314	47	34	10	3
(3) Nor agree, nor disagree	136	6	43	67	20	53	83	11	17	14	34	60	113	14	7	2	—
(2) Somewhat disagree	34	—	11	21	2	9	25	1	6	2	9	16	29	2	2	1	—
(1) Totally disagree	23	2	6	12	3	3	20	2	3	—	9	9	18	3	1	—	1
Don't know	56	2	9	33	12	23	33	3	3	4	10	36	47	6	2	—	1
TOP 2 BOX (4, 5)	1686	34	304	948	400	420	1266	34	144	103	409	996	1238	192	162	49	45
BOT 2 BOX (1, 2)	57	2	17	33	5	12	45	3	9	2	18	25	47	5	3	1	1
Unweighted Base	1935	44	373	1081	437	508	1427	51	173	123	471	1117	1445	217	174	52	47

Notes

*Included in 2024.

Rank: PO=Police Officer / SGT=Sergeant / 2ND LT=2ND Lieutenant / 1ST LT=1ST Lieutenant / EXO=Executive Officer.

Q60. How much do you agree that body cameras help in the job function of members of the Puerto Rico Police?

Table 60.2

*Level of Agreement that Body Cameras Help the PR Police in the Work**

Yr 2024	TOTAL	POLICE AREA													Head-quarters
		San Juan	Arecibo	Ponce	Humacao	Mayagüez	Caguas	Bayamón	Carolina	Guayama	Aguadilla	Utuaado	Fajardo	Aibonito	
Percentage (%)															
(5) Totally agree	66.0	61.3	68.9	59.6	73.8	60.1	78.3	65.9	72.4	62.0	67.5	72.0	61.6	56.3	68.3
(4) Somewhat agree	21.1	23.8	24.4	23.0	10.8	26.6	12.4	22.8	14.9	29.6	20.3	20.0	23.3	26.4	17.0
(3) Nor agree, nor disagree	7.0	9.5	3.0	10.7	10.8	6.9	4.7	6.9	6.0	7.0	4.1	6.7	3.5	8.0	8.3
(2) Somewhat disagree	1.8	1.2	1.5	1.7	1.5	2.9	—	0.8	3.0	1.4	3.3	—	4.7	—	2.3
(1) Totally disagree	1.2	3.6	—	1.1	—	0.6	2.3	0.8	1.5	—	—	—	—	3.4	1.5
Don't know	2.9	0.6	2.2	3.9	3.1	2.9	2.3	2.8	2.2	—	4.9	1.3	7.0	5.7	2.6
TOP 2 BOX (4, 5)	87.1	85.1	93.3	82.6	84.6	86.7	90.7	88.6	87.3	91.5	87.8	92.0	84.9	82.8	85.3
BOT 2 BOX (1, 2)	2.9	4.8	1.5	2.8	1.5	3.5	2.3	1.6	4.5	1.4	3.3	—	4.7	3.4	3.8
AVERAGE	4.5	4.4	4.6	4.4	4.6	4.5	4.7	4.6	4.6	4.5	4.6	4.7	4.5	4.4	4.5
Frequency															
(5) Totally agree	1278	103	93	106	48	104	101	162	97	44	83	54	53	49	181
(4) Somewhat agree	408	40	33	41	7	46	16	56	20	21	25	15	20	23	45
(3) Nor agree, nor disagree	136	16	4	19	7	12	6	17	8	5	5	5	3	7	22
(2) Somewhat disagree	34	2	2	3	1	5	—	2	4	1	4	—	4	—	6
(1) Totally disagree	23	6	—	2	—	1	3	2	2	—	—	—	—	3	4
Don't know	56	1	3	7	2	5	3	7	3	—	6	1	6	5	7
TOP 2 BOX (4, 5)	1686	143	126	147	55	150	117	218	117	65	108	69	73	72	226
BOT 2 BOX (1, 2)	57	8	2	5	1	6	3	4	6	1	4	—	4	3	10
Unweighted Base	1935	168	135	178	65	173	129	246	134	71	123	75	86	87	265

Notes

*Included in 2024.

Q60. How much do you agree that body cameras help in the job function of members of the Puerto Rico Police?

Most of the officers (87%) agree to some degree that the body cameras help the PR Police to conduct their work. The agreement is a bit lower among those officers with less than 10 years' service time (63%).

APPENDIX A: 2022 TABLES

KNOWLEDGE ABOUT POLICE REFORM

Table 1.1

PR Police Reform Knowledge

	TOTAL	AGE				GENDER		YEARS IN SERVICE					OFFICE RANK				
		24 - 34 years	35 - 44 years	45 - 54 years	55 - 62 years	Female	Male	0 - 9 years	10 - 14 years	15 - 19 years	20 - 24 years	25 + years	PO	SGT	2 ND LT	1 ST LT	EXO
Percentage (%)																	
Z-test	(B)	(C)	(D)	(E)	(F)	(G)	(H)	(I)	(J)	(K)	(L)	(M)	(N)	(O)	(P)	(Q)	
(5) A lot of knowledge	55.0	48.0	51.0	55.0	62.0	48.0	58.0	56.0	45.0	49.0	52.0	60.0	47.0	69.0	80.0	77.0	93.0
(4) Some knowledge	42.0	50.0	46.0	42.0	34.0	48.0	40.0	44.0	51.0	49.0	44.0	37.0	50.0	28.0	20.0	23.0	7.0
(3) Have heard, but almost no knowledge	2.0	2.0	2.0	2.0	3.0	3.0	2.0	—	3.0	3.0	2.0	2.0	3.0	1.0	—	—	—
(2) Have heard, but no knowledge	—	—	—	—	1.0	1.0	—	—	—	—	1.0	—	—	1.0	—	—	—
(1) Never heard	—	—	1.0	—	1.0	1.0	—	—	—	—	1.0	—	—	—	—	—	—
HAS KNOWLEDGE (3, 4, 5)	99.0	100.0	99.0	100.0	99.0	99.0	99.0	100.0	100.0	100.0	98.0	99.0	99.0	99.0	100.0	100.0	100.0
NO KNOWLEDGE (1, 2)	1.0	—	1.0	—	1.0	1.0	1.0	—	—	—	2.0	1.0	1.0	1.0	—	—	—
Frequency																	
(5) A lot of knowledge	1097	39	279	561	218	270	827	44	93	127	237	596	671	180	153	36	57
(4) Some knowledge	840	41	250	431	118	269	571	35	106	127	203	369	713	74	38	11	4
(3) Have heard, but almost no knowledge	42	2	12	18	10	16	26	—	6	7	11	18	39	3	—	—	—
(2) Have heard, but no knowledge	9	—	2	5	2	3	6	—	—	—	5	4	7	2	—	—	—
(1) Never heard	5	—	3	—	2	3	2	—	1	—	3	1	4	1	—	—	—
HAS KNOWLEDGE (3, 4, 5)	14	—	5	5	4	6	8	—	1	—	8	5	11	3	—	—	—
NO KNOWLEDGE (1, 2)	1979	82	541	1010	346	555	1424	79	205	261	451	983	1423	257	191	47	61
Unweighted Base	1993	82	546	1015	350	561	1432	79	206	261	459	988	1434	260	191	47	61

Notes

Z-test = Significant Level 95% - Examined Columns BCDE, FG, HIJK, MNOPQ.

Rank: PO=Police Officer / SGT=Sergeant / 2ND LT=2ND Lieutenant / 1ST LT=1ST Lieutenant / EXO=Executive Officer.

Q1. Do you know or have you been informed about the Reform that the PR Police is carrying out to protect the civil rights of citizens, its purpose and what its implementation consists of?

FPM PRPB SURVEY

Table 1.2
PR Police Reform Knowledge

	TOTAL	POLICE AREA														Head-quarters
	San Juan	Arecibo	Ponce	Humacao	Mayagüez	Caguas	Bayamón	Carolina	Guayama	Aguadilla	Utua	Fajardo	Aibonito			
Percentage (%)																
Z-test	(R)	(S)	(T)	(U)	(V)	(W)	(X)	(Y)	(Z)	(a)	(b)	(c)	(d)	(e)		
(5) A lot of knowledge	55.0	50.0	50.0	51.0	63.0 RSTc	58.0	62.0 RSTc	58.0	52.0	55.0	51.0	61.0	45.0	59.0	58.0	
(4) Some knowledge	42.0	48.0 UWe	44.0	47.0 UWe	35.0	39.0	34.0	40.0	46.0 W	42.0	47.0 W	38.0	51.0 UW	38.0	38.0	
(3) Have heard, but almost no knowledge	2.0	2.0	5.0 Ta	1.0	2.0	1.0	2.0	2.0	1.0	2.0	1.0	2.0	3.0	2.0	3.0	
(2) Have heard, but no knowledge	—	1.0	1.0	—	—	—	2.0	—	—	1.0	—	—	1.0	1.0	1.0	
(1) Never heard	—	—	—	—	—	1.0	—	—	1.0	—	1.0	—	—	—	—	
HAS KNOWLEDGE (3,4,5)	99.0	99.0	99.0	100.0	100.0	99.0	98.0	100.0	99.0	99.0	99.0	100.0	99.0	99.0	99.0	
NO KNOWLEDGE (1,2)	1.0	1.0	1.0	—	—	1.0	2.0	—	1.0	1.0	1.0	—	1.0	1.0	1.0	
Frequency																
(5) A lot of knowledge	1097	95	73	111	68	83	83	119	74	46	71	40	34	58	142	
(4) Some knowledge	840	91	64	103	38	56	45	82	65	35	66	25	38	38	94	
(3) Have heard, but almost no knowledge	42	4	7	2	2	2	3	4	2	2	1	1	2	2	8	
(2) Have heard, but no knowledge	9	1	1	—	—	—	2	—	—	1	—	—	1	1	2	
(1) Never heard	5	—	—	1	—	2	—	—	1	—	1	—	—	—	—	
HAS KNOWLEDGE (3,4,5)	1979	190	144	216	108	141	131	205	141	83	138	66	74	98	244	
NO KNOWLEDGE (1,2)	14	1	1	1	—	2	2	—	1	1	1	—	1	1	2	
Unweighted Base	1993	191	145	217	108	143	133	205	142	84	139	66	75	99	246	

Notes
Z-test = Significant Level 95% - Examined Columns RSTUVWXYZabcde.
** Significantly higher than > 5 police areas.
Q1. Do you know or have you been informed about the Reform that the PR Police is carrying out to protect the civil rights of citizens, its purpose and what its implementation consists of?

Table 2.1
PR Police Reform Level of Impact in Protecting the Civil Rights of Citizens

	TOTAL	AGE				GENDER		YEARS IN SERVICE					OFFICE RANK				
	24 - 34 years	35 - 44 years	45 - 54 years	55 - 62 years	Female	Male	0 - 9 years	10 - 14 years	15 - 19 years	20 - 24 years	25 + years	PO	SGT	2 ND LT	1 ST LT	EXO	
Percentage (%)																	
Z-test	(B)	(C)	(D)	(E)	(F)	(G)	(H)	(I)	(J)	(K)	(L)	(M)	(N)	(O)	(P)	(Q)	
(5) Totally agree	52.8	43.9	46.2	53.1	64.5	43.6	56.4	46.8	44.9	49.4	51.4	56.5	48.6	61.1	63.4	66.0	72.1
(4) Somewhat agree	35.2	39.0	40.5	34.5	28.0	42.2	32.4	39.2	40.5	39.8	33.9	33.1	37.0	31.1	31.9	27.7	24.6
(3) Nor agree, nor disagree	7.7	11.0	8.9	7.8	4.6	8.8	7.2	8.9	8.3	6.5	11.8	5.9	9.1	4.7	4.2	4.3	1.6
(2) Somewhat disagree	3.5	3.7	3.5	3.8	2.6	4.7	3.0	3.8	3.9	3.8	2.7	3.7	4.2	2.7	0.5	—	1.6
(1) Totally disagree	0.9	2.4	0.9	0.9	0.3	0.7	0.9	1.3	2.4	0.4	0.2	0.9	1.1	0.4	—	2.1	—
TOP 2 BOX (4, 5)	88.0	82.9	86.7	87.5	92.5	85.8	88.8	86.1	85.4	89.3	85.4	89.5	85.7	92.2	95.3	93.6	96.7
BOT 2 BOX (1, 2)	4.3	6.1	4.4	4.7	2.9	5.4	3.9	5.1	6.3	4.2	2.9	4.6	5.3	3.1	0.5	2.1	1.6
AVERAGE	4.4	4.2	4.3	4.4	4.5	4.2	4.4	4.3	4.2	4.3	4.3	4.4	4.3	4.5	4.6	4.6	4.7
Frequency																	
(5) Totally agree	1045	36	250	536	223	242	803	37	92	129	232	555	692	157	121	31	44
(4) Somewhat agree	696	32	219	348	97	234	462	31	83	104	153	325	527	80	61	13	15
(3) Nor agree, nor disagree	152	9	48	79	16	49	103	7	17	17	53	58	129	12	8	2	1
(2) Somewhat disagree	69	3	19	38	9	26	43	3	8	10	12	36	60	7	1	—	1
(1) Totally disagree	17	2	5	9	1	4	13	1	5	1	1	9	15	1	—	1	—
TOP 2 BOX (4, 5)	1741	68	469	884	320	476	1265	68	175	233	385	880	1219	237	182	44	59
BOT 2 BOX (1, 2)	86	5	24	47	10	30	56	4	13	11	13	45	75	8	1	1	1
Unweighted Base	1979	82	541	1010	346	555	1424	79	205	261	451	983	1423	257	191	47	61

Notes
Z-test = Significant Level 95% - Examined Columns BCDE, FG, HIJKL, MNOPO.
Rank: PO=Police Officer / SGT=Sergeant / 2ND LT=2ND Lieutenant / 1ST LT=1ST Lieutenant / EXO=Executive Officer.
Base: Among those who have Knowledge about Police PR Reform
Q2. How much do you agree that the PR Police Reform is achieving the protection of citizens' civil rights?

FPM PRPB SURVEY

Table 2.2

PR Police Reform Level of Impact in Protecting the Civil Rights of Citizens

	TOTAL	POLICE AREA													
	San Juan	Arecibo	Ponce	Humacao	Mayagüez	Caguas	Bayamón	Carolina	Guayama	Aguadilla	Utua	Fajardo	Aibonito	Head-quarters	
Percentage (%)															
<i>Z-test</i>	(R)	(S)	(T)	(U)	(V)	(W)	(X)	(Y)	(Z)	(a)	(b)	(c)	(d)	(e)	
(5) Totally agree	52.8	50.5	52.8	56.0	51.9	56.7	55.7	47.8	49.6	49.4	45.7	63.6	43.2	65.3	54.5
(4) Somewhat agree	35.2	35.8	31.9	37.0	34.3	32.6	35.9	37.1	37.6	37.3	40.6	28.8	41.9	26.5	32.8
(3) Nor agree, nor disagree	7.7	8.9	10.4	5.1	8.3	6.4	3.8	10.7	9.9	8.4	8.7	3.0	10.8	6.1	6.1
(2) Somewhat disagree	3.5	3.2	4.9	1.4	4.6	3.5	1.5	4.4	2.8	4.8	3.6	4.5	4.1	1.0	4.9
(1) Totally disagree	0.9	1.6	—	0.5	0.9	0.7	3.1	—	—	—	1.4	—	—	1.0	1.6
TOP 2 BOX (4, 5)	88.0	86.3	84.7	93.1	86.1	89.4	91.6	84.9	87.2	86.7	86.2	92.4	85.1	91.8	87.3
BOT 2 BOX (1, 2)	4.3	4.7	4.9	1.9	5.6	4.3	4.6	4.4	2.8	4.8	5.1	4.5	4.1	2.0	6.6
AVERAGE	4.4	4.3	4.3	4.5	4.3	4.4	4.4	4.3	4.3	4.3	4.3	4.5	4.2	4.5	4.3
Frequency															
(5) Totally agree	1045	96	76	121	56	80	73	98	70	41	63	42	32	64	133
(4) Somewhat agree	696	68	46	80	37	46	47	76	53	31	56	19	31	26	80
(3) Nor agree, nor disagree	152	17	15	11	9	9	5	22	14	7	12	2	8	6	15
(2) Somewhat disagree	69	6	7	3	5	5	2	9	4	4	5	3	3	1	12
(1) Totally disagree	17	3	—	1	1	1	4	—	—	—	2	—	—	1	4
TOP 2 BOX (4, 5)	1741	164	122	201	93	126	120	174	123	72	119	61	63	90	213
BOT 2 BOX (1, 2)	86	9	7	4	6	6	6	9	4	4	7	3	3	2	16
Unweighted Base	1979	190	144	216	108	141	131	205	141	83	138	66	74	98	244

Notes

Z-test = Significant Level 95% - Examined Columns RSTUVWXYZabcde.

** Significantly higher than > 5 police areas.

Base: Among those who have Knowledge about Police PR Reform

Q2. How much do you agree that the PR Police Reform is achieving the protection of citizens' civil rights?

Table 3.1

Has PR Police Kept Officers Informed About the Reform Process

	TOTAL	AGE				GENDER		YEARS IN SERVICE					OFFICE RANK				
	24 - 34 years	35 - 44 years	45 - 54 years	55 - 62 years	Female	Male	0 - 9 years	10 - 14 years	15 - 19 years	20 - 24 years	25 + years	PO	SGT	2 ND LT	1 ST LT	EXO	
Percentage (%)																	
<i>Z-test</i>	(B)	(C)	(D)	(E)	(F)	(G)	(H)	(I)	(J)	(K)	(L)	(M)	(N)	(O)	(P)	(Q)	
Yes	71.0	68.0	69.0	71.0	77.0	68.0	73.0	62.0	70.0	69.0	69.0	74.0	70.0	72.0	79.0	77.0	80.0
No	29.0	32.0	31.0	29.0	23.0	32.0	27.0	38.0	30.0	31.0	31.0	26.0	30.0	28.0	21.0	23.0	20.0
Frequency																	
Yes	1422	56	379	717	270	383	1039	49	145	179	315	734	998	188	151	36	49
No	571	26	167	298	80	178	393	30	61	82	144	254	436	72	40	11	12
Unweighted Base	1993	82	546	1015	350	561	1432	79	206	261	459	988	1434	260	191	47	61

Notes

Z-test = Significant Level 95% - Examined Columns BCDE, FG, HIJKL, MNOPO.

Rank: PO=Police Officer / SGT=Sergeant / 2ND LT=2ND Lieutenant / 1ST LT=1ST Lieutenant / EXO=Executive Officer.

Q3. Does the PR Police keep its officers informed about the process and achievements of the Reform?

Table 3.2

Has PR Police Kept Officers Informed About the Reform Process

	POLICE AREA															Head-quarters
	TOTAL	San Juan	Arecibo	Ponce	Humacao	Mayagüez	Caguas	Bayamón	Carolina	Guayama	Aguadilla	Utuaado	Fajardo	Aibonito		
Percentage (%)																
Z-test		(R)	(S)	(T)	(U)	(V)	(W)	(X)	(Y)	(Z)	(a)	(b)	(c)	(d)	(e)	
Yes	71.0	65.0	74.0	74.0	73.0	71.0	75.0 R	69.0	71.0	74.0	65.0	71.0	72.0	83.0 **	70.0	
No	29.0	35.0 Wd	26.0	26.0	27.0	29.0 d	25.0	31.0 d	29.0 d	26.0	35.0 d	29.0	28.0	17.0	30.0 d	
Frequency																
Yes	1422	124	108	160	79	102	100	141	101	62	90	47	54	82	172	
No	571	67	37	57	29	41	33	64	41	22	49	19	21	17	74	
Unweighted Base	1993	191	145	217	108	143	133	205	142	84	139	66	75	99	246	

Notes

Z-test = Significant Level 95% - Examined Columns RSTUVWXYZabcde.

** Significantly higher than > 5 police areas.

Q3. Does the PR Police keep its officers informed about the process and achievements of the Reform?

Table 4.1

Has PR Police Kept Citizens Informed About the Reform Process

	TOTAL	AGE				GENDER		YEARS IN SERVICE					OFFICE RANK				
		24 - 34 years	35 - 44 years	45 - 54 years	55 - 62 years	Female	Male	0 - 9 years	10 - 14 years	15 - 19 years	20 - 24 years	25 + years	PO	SGT	2 ND LT	1 ST LT	EXO
Percentage (%)																	
Z-test		(B)	(C)	(D)	(E)	(F)	(G)	(H)	(I)	(J)	(K)	(L)	(M)	(N)	(O)	(P)	(Q)
Yes	67.0	59.0	67.0	67.0	71.0 B	65.0	68.0	57.0	60.0	63.0	68.0 I	71.0 HIJ	65.0	68.0	77.0 MN	77.0	77.0
No	33.0	41.0 E	33.0	33.0	29.0	35.0	32.0	43.0 L	40.0 KL	37.0 L	32.0	29.0	35.0 O	32.0 O	23.0	23.0	23.0
Frequency																	
Yes	1342	48	365	679	250	366	976	45	123	164	312	698	933	178	148	36	47
No	651	34	181	336	100	195	456	34	83	97	147	290	501	82	43	11	14
Unweighted Base	1993	82	546	1015	350	561	1432	79	206	261	459	988	1434	260	191	47	61

Notes

Z-test = Significant Level 95% - Examined Columns BCDE, FG, HIJKL, MNOPQ.

Rank: PO=Police Officer / SGT=Sergeant / 2ND LT=2ND Lieutenant / 1ST LT=1ST Lieutenant / EXO=Executive Officer.

Q4. And, does the PR Police keep citizens informed about the process and achievements of the Reform?

Table 4.2

Has PR Police Kept Citizens Informed About the Reform Process

	POLICE AREA															Head-quarters
	TOTAL	San Juan	Arecibo	Ponce	Humacao	Mayagüez	Caguas	Bayamón	Carolina	Guayama	Aguadilla	Utuaado	Fajardo	Aibonito		
Percentage (%)																
Z-test		(R)	(S)	(T)	(U)	(V)	(W)	(X)	(Y)	(Z)	(a)	(b)	(c)	(d)	(e)	
Yes	67.0	62.0	63.0	68.0	71.0	69.0	72.0	64.0	70.0	63.0	65.0	65.0	68.0	76.0 RSX	68.0	
No	33.0	38.0 d	37.0 d	32.0	29.0	31.0	28.0	36.0 d	30.0	37.0	35.0	35.0	32.0	24.0	32.0	
Frequency																
Yes	1342	119	91	148	77	99	96	132	100	53	90	43	51	75	168	
No	651	72	54	69	31	44	37	73	42	31	49	23	24	24	78	
Unweighted Base	1993	191	145	217	108	143	133	205	142	84	139	66	75	99	246	

Notes

Z-test = Significant Level 95% - Examined Columns RSTUVWXYZabcde.

** Significantly higher than > 5 police areas.

Q4. And, does the PR Police keep citizens informed about the process and achievements of the Reform?

PROFESSIONALISM

Table 5.1

Level of Agreement on the Respectful Manner PR Police Officers Act when Intervening with Citizens

	TOTAL	AGE				GENDER		YEARS IN SERVICE					OFFICE RANK				
		24 - 34 years	35 - 44 years	45 - 54 years	55 - 62 years	Female	Male	0 - 9 years	10 - 14 years	15 - 19 years	20 - 24 years	25 + years	PO	SGT	2 ND LT	1 ST LT	EXO
Percentage (%)																	
Z-test	(B)	(C)	(D)	(E)	(F)	(G)	(H)	(I)	(J)	(K)	(L)	(M)	(N)	(O)	(P)	(Q)	
(5) Totally agree	76.8	70.7	73.4	77.9	80.3	74.9	77.6	67.1	73.8	73.9	79.7	77.6	77.0	78.1	77.0	76.6	67.2
(4) Somewhat agree	19.8	23.2	22.5	19.0	17.1	21.6	19.1	27.8	22.3	19.2	18.1	19.6	19.2	19.6	22.0	21.3	27.9
(3) Nor agree, nor disagree	2.2	4.9	2.0	2.2	2.0	2.5	2.1	5.1	1.5	4.6	1.7	1.7	2.5	1.9	1.0	—	1.6
(2) Somewhat disagree	0.9	—	1.5	0.8	0.6	0.9	0.9	—	1.5	1.9	0.2	0.9	1.0	0.4	—	2.1	3.3
(1) Totally disagree	0.3	1.2	0.5	0.1	—	0.2	0.3	—	1.0	0.4	0.2	0.1	0.3	—	—	—	—
TOP 2 BOX (4, 5)	96.6	93.9	96.0	96.9	97.4	96.4	96.7	94.9	96.1	93.1	97.8	97.3	96.2	97.7	99.0	97.9	95.1
BOT 2 BOX (1, 2)	1.2	1.2	2.0	0.9	0.6	1.1	1.2	—	2.4	2.3	0.4	1.0	1.3	0.4	—	2.1	3.3
AVERAGE	4.7	4.6	4.7	4.7	4.8	4.7	4.7	4.6	4.7	4.6	4.8	4.7	4.7	4.8	4.8	4.7	4.6
Frequency																	
(5) Totally agree	1531	58	401	791	281	420	1111	53	152	193	366	767	1104	203	147	36	41
(4) Somewhat agree	395	19	123	193	60	121	274	22	46	50	83	194	275	51	42	10	17
(3) Nor agree, nor disagree	44	4	11	22	7	14	30	4	3	12	8	17	36	5	2	—	1
(2) Somewhat disagree	18	—	8	8	2	5	13	—	3	5	1	9	14	1	—	1	2
(1) Totally disagree	5	1	3	1	—	1	4	—	2	1	1	1	5	—	—	—	—
TOP 2 BOX (4, 5)	1926	77	524	984	341	541	1385	75	198	243	449	961	1379	254	189	46	58
BOT 2 BOX (1, 2)	23	1	11	9	2	6	17	—	5	6	2	10	19	1	—	1	2
Unweighted Base	1993	82	546	1015	350	561	1432	79	206	261	459	988	1434	260	191	47	61

Notes

Z-test = Significant Level 95% - Examined Columns BCDE, FG, HIJKL, MNOPO.

Rank: PO=Police Officer / SGT=Sergeant / 2ND LT=2ND Lieutenant / 1ST LT=1ST Lieutenant / EXO=Executive Officer.

Q5. How much do you agree that the members of the PR Police act respectfully when they intervene with citizens?

FPM PRPB SURVEY

Table 5.2
Level of Agreement on the Respectful Manner PR Police Officers Act when Intervening with Citizens

	POLICE AREA														
	TOTAL	San Juan	Arecibo	Ponce	Humacao	Mayagüez	Caguas	Bayamón	Carolina	Guayama	Aguadilla	Utua	Fajardo	Aibonito	Head-quarters
Percentage (%)															
Z-test		(R)	(S)	(T)	(U)	(V)	(W)	(X)	(Y)	(Z)	(a)	(b)	(c)	(d)	(e)
(5) Totally agree	76.8	77.0	81.4 b	74.7	77.8	76.2	75.9	81.0 b	74.6	73.8	75.5	68.2	81.3	76.8	76.8
(4) Somewhat agree	19.8	19.9	17.2	22.6	20.4	21.0	19.5	17.1	20.4	20.2	22.3	25.8	13.3	22.2	17.9
(3) Nor agree, nor disagree	2.2	2.1	0.7	0.9	0.9	1.4	3.8	2.0	4.2	4.8	1.4	4.5 d	2.7	—	3.3
(2) Somewhat disagree	0.9	0.5	0.7	1.4	0.9	1.4	0.8	—	0.7	1.2	0.7	1.5	1.3	1.0	1.2
(1) Totally disagree	0.3	0.5	—	0.5	—	—	—	—	—	—	—	—	1.3	—	0.8
TOP 2 BOX (4, 5)	96.6	96.9	98.6	97.2	98.1	97.2	95.5	98.0	95.1	94.0	97.8	93.9	94.7	99.0	94.7
BOT 2 BOX (1, 2)	1.2	1.0	0.7	1.8	0.9	1.4	0.8	—	0.7	1.2	0.7	1.5	2.7 X	1.0	2.0 X
AVERAGE	4.7	4.7	4.8 b	4.7	4.8	4.7	4.7	4.8 b	4.7	4.7	4.7	4.6	4.7	4.8	4.7
Frequency															
(5) Totally agree	1531	147	118	162	84	109	101	166	106	62	105	45	61	76	189
(4) Somewhat agree	395	38	25	49	22	30	26	35	29	17	31	17	10	22	44
(3) Nor agree, nor disagree	44	4	1	2	1	2	5	4	6	4	2	3	2	—	8
(2) Somewhat disagree	18	1	1	3	1	2	1	—	1	1	1	1	1	1	3
(1) Totally disagree	5	1	—	1	—	—	—	—	—	—	—	—	1	—	2
TOP 2 BOX (4, 5)	1926	185	143	211	106	139	127	201	135	79	136	62	71	98	233
BOT 2 BOX (1, 2)	23	2	1	4	1	2	1	—	1	1	1	1	2	1	5
Unweighted Base	1993	191	145	217	108	143	133	205	142	84	139	66	75	99	246

Notes
 Z-test = Significant Level 95% - Examined Columns RSTUVWXYZabcde.
 ** Significantly higher than > 5 police areas.
 Q5. How much do you agree that the members of the PR Police act respectfully when they intervene with citizens?

Table 6.1
Supervisors Communicate with Their Subordinates Police Officers in a Professional Manner

	OFFICE RANK																
	TOTAL	AGE				GENDER		YEARS IN SERVICE					OFFICE RANK				
		24 - 34 years	35 - 44 years	45 - 54 years	55 - 62 years	Female	Male	0 - 9 years	10 - 14 years	15 - 19 years	20 - 24 years	25 + years	PO	SGT	2 ND LT	1 ST LT	EXO
Percentage (%)																	
Z-test		(B)	(C)	(D)	(E)	(F)	(G)	(H)	(I)	(J)	(K)	(L)	(M)	(N)	(O)	(P)	(Q)
Yes	73.0	66.0	68.0	73.0	79.0 BCD	70.0	73.0	71.0	66.0	72.0	72.0	75.0 I	68.0	85.0 M	85.0 M	81.0	87.0 M
No	27.0	34.0 E	32.0 E	27.0 E	21.0	30.0	27.0	29.0	34.0 L	28.0	28.0	25.0	32.0 NOQ	15.0	15.0	19.0	13.0
Frequency																	
Yes	1445	54	374	739	278	395	1050	56	135	187	329	738	972	220	162	38	53
No	548	28	172	276	72	166	382	23	71	74	130	250	462	40	29	9	8
Unweighted Base	1993	82	546	1015	350	561	1432	79	206	261	459	988	1434	260	191	47	61

Notes
 Z-test = Significant Level 95% - Examined Columns BCDE, FG, HIJKL, MNOPQ.
 Rank: PO=Police Officer / SGT=Sergeant / 2ND LT=2ND Lieutenant / 1ST LT=1ST Lieutenant / EXO=Executive Officer.
 Q6. And do you find that supervisors communicate with their subordinates in a professional manner?

Table 6.2
Supervisors Communicate with Their Subordinates Police Officers in a Professional Manner

	TOTAL	POLICE AREA													
	San Juan	Arecibo	Ponce	Humacao	Mayagüez	Caguas	Bayamón	Carolina	Guayama	Aguadilla	Utuaado	Fajardo	Aibonito	Head-quarters	
Percentage (%)															
Z-test	(R)	(S)	(T)	(U)	(V)	(W)	(X)	(Y)	(Z)	(a)	(b)	(c)	(d)	(e)	
Yes	73.0	72.0	66.0	73.0	79.0	73.0	68.0	73.0	71.0	74.0	68.0	80.0	67.0	82.0	74.0
No	27.0	28.0	34.0	27.0	21.0	27.0	32.0	27.0	29.0	26.0	32.0	20.0	33.0	18.0	26.0
Frequency															
Yes	1445	137	96	158	85	105	90	149	101	62	95	53	50	81	183
No	548	54	49	59	23	38	43	56	41	22	44	13	25	18	63
Unweighted Base	1993	191	145	217	108	143	133	205	142	84	139	66	75	99	246

Notes
 Z-test = Significant Level 95% - Examined Columns RSTUVWXYZabcde.
 ** Significantly higher than > 5 police areas.
 Q6. And do you find that supervisors communicate with their subordinates in a professional manner?

Table 7.1
PR Police Officers Receive the Appropriate Technical Training and Supervision to Promote Ethical Behavior

	TOTAL	AGE				GENDER		YEARS IN SERVICE					OFFICE RANK				
	24 - 34 years	35 - 44 years	45 - 54 years	55 - 62 years	Female	Male	0 - 9 years	10 - 14 years	15 - 19 years	20 - 24 years	25 + years	PO	SGT	2 ND LT	1 ST LT	EXO	
Percentage (%)																	
Z-test	(B)	(C)	(D)	(E)	(F)	(G)	(H)	(I)	(J)	(K)	(L)	(M)	(N)	(O)	(P)	(Q)	
Yes	81.0	79.0	75.0	83.0	84.0	78.0	82.0	80.0	76.0	77.0	80.0	83.0	79.0	87.0	86.0	85.0	75.0
No	19.0	21.0	25.0	17.0	16.0	22.0	18.0	20.0	24.0	23.0	20.0	17.0	21.0	13.0	14.0	15.0	25.0
Frequency																	
Yes	1610	65	411	840	294	436	1174	63	156	202	367	822	1135	225	164	40	46
No	383	17	135	175	56	125	258	16	50	59	92	166	299	35	27	7	15
Unweighted Base	1993	82	546	1015	350	561	1432	79	206	261	459	988	1434	260	191	47	61

Notes
 Z-test = Significant Level 95% - Examined Columns BCDE, FG, HIJKL, MNOPO.
 Rank: PO=Police Officer / SGT=Sergeant / 2ND LT=2ND Lieutenant / 1ST LT=1ST Lieutenant / EXO=Executive Officer.
 Q7. Does the PR Police receive adequate technical training and supervision to promote ethical behavior?

Table 7.2
PR Police Officers Receive the Appropriate Technical Training and Supervision to Promote Ethical Behavior

	TOTAL	POLICE AREA													
	San Juan	Arecibo	Ponce	Humacao	Mayagüez	Caguas	Bayamón	Carolina	Guayama	Aguadilla	Utuaado	Fajardo	Aibonito	Head-quarters	
Percentage (%)															
Z-test	(R)	(S)	(T)	(U)	(V)	(W)	(X)	(Y)	(Z)	(a)	(b)	(c)	(d)	(e)	
Yes	81.0	75.0	83.0	85.0	84.0	80.0	74.0	75.0	79.0	83.0	76.0	83.0	84.0	83.0	87.0
No	19.0	25.0	17.0	15.0	16.0	20.0	26.0	25.0	21.0	17.0	24.0	17.0	16.0	17.0	13.0
Frequency															
Yes	1610	144	121	184	91	115	98	154	112	70	106	55	63	82	215
No	383	47	24	33	17	28	35	51	30	14	33	11	12	17	31
Unweighted Base	1993	191	145	217	108	143	133	205	142	84	139	66	75	99	246

Notes
 Z-test = Significant Level 95% - Examined Columns RSTUVWXYZabcde.
 ** Significantly higher than > 5 police areas.
 Q7. Does the PR Police receive adequate technical training and supervision to promote ethical behavior?

Table 8.1
Officers Have Adequate Mechanisms to Report Unethical Behavior within the PR Police

	TOTAL	AGE				GENDER		YEARS IN SERVICE					OFFICE RANK				
		24 - 34 years	35 - 44 years	45 - 54 years	55 - 62 years	Female	Male	0 - 9 years	10 - 14 years	15 - 19 years	20 - 24 years	25 + years	PO	SGT	2 ND LT	1 ST LT	EXO
Z-test	Percentage (%)																
	(B)	(C)	(D)	(E)	(F)	(G)	(H)	(I)	(J)	(K)	(L)	(M)	(N)	(O)	(P)	(Q)	
Yes	77.0	76.0	72.0	79.0	83.0	78.0	77.0	75.0	73.0	74.0	75.0	80.0	76.0	78.0	84.0	79.0	87.0
No	23.0	24.0	28.0	21.0	17.0	22.0	23.0	25.0	27.0	26.0	25.0	20.0	24.0	22.0	16.0	21.0	13.0
	Frequency																
Yes	1543	62	394	797	290	437	1106	59	151	193	345	795	1090	203	160	37	53
No	450	20	152	218	60	124	326	20	55	68	114	193	344	57	31	10	8
Unweighted Base	1993	82	546	1015	350	561	1432	79	206	261	459	988	1434	260	191	47	61

Notes
Z-test = Significant Level 95% - Examined Columns BCDE, FG, HIJKL, MNOPQ.
Rank: PO=Police Officer / SGT=Sergeant / 2ND LT=2ND Lieutenant / 1ST LT=1ST Lieutenant / EXO=Executive Officer.
Q8. Do officers have adequate mechanisms to report unethical behavior within the PR Police?

Table 8.2
Officers Have Adequate Mechanisms to Report Unethical Behavior within the PR Police

	TOTAL	POLICE AREA														
		San Juan	Arecibo	Ponce	Humacao	Mayagüez	Caguas	Bayamón	Carolina	Guayama	Aguadilla	Utuaado	Fajardo	Aibonito	Head-quarters	
Z-test	Percentage (%)															
	(R)	(S)	(T)	(U)	(V)	(W)	(X)	(Y)	(Z)	(a)	(b)	(c)	(d)	(e)		
Yes	77.0	74.0	70.0	78.0	78.0	79.0	74.0	77.0	78.0	79.0	73.0	83.0	72.0	85.0	84.0	
No	23.0	26.0	30.0	22.0	22.0	21.0	26.0	23.0	22.0	21.0	27.0	17.0	28.0	15.0	16.0	
	Frequency															
Yes	1543	142	102	169	84	113	98	157	111	66	102	55	54	84	206	
No	450	49	43	48	24	30	35	48	31	18	37	11	21	15	40	
Unweighted Base	1993	191	145	217	108	143	133	205	142	84	139	66	75	99	246	

Notes
Z-test = Significant Level 95% - Examined Columns RSTUVWXYZabcde.
** Significantly higher than > 5 police areas.
Q8. Do officers have adequate mechanisms to report unethical behavior within the PR Police?

FPM PRPB SURVEY

Table 9.1
Level of Agreement that the Promotion Processes Are Transparent, Equitable and Fair

	TOTAL	AGE				GENDER		YEARS IN SERVICE					OFFICE RANK				
		24 - 34 years	35 - 44 years	45 - 54 years	55 - 62 years	Female	Male	0 - 9 years	10 - 14 years	15 - 19 years	20 - 24 years	25 + years	PO	SGT	2 ND LT	1 ST LT	EXO
		Percentage (%)															
Z-test		(B)	(C)	(D)	(E)	(F)	(G)	(H)	(I)	(J)	(K)	(L)	(M)	(N)	(O)	(P)	(Q)
(5) Totally agree	24.5	12.2	25.3 B	24.1 B	27.4 B	22.3	25.4	15.2	19.9	23.4	28.5 HI	24.7	23.8	23.5	28.8	29.8	27.9
(4) Somewhat agree	35.8	43.9	33.2	37.3	33.4	36.9	35.3	41.8	33.5	34.1	34.4	36.8	34.9	41.5 M	37.2	27.7	34.4
(3) Nor agree, nor disagree	15.8	20.7	16.3	16.2	12.9	17.5	15.2	20.3	21.8 KL	15.3	14.8	14.8	17.6	11.2	11.5	12.8	8.2
(2) Somewhat disagree	11.2	7.3	10.4	11.3	13.1	10.5	11.5	11.4	7.8	15.7 IL	10.9	10.9	11.4	8.8	12.0	10.6	14.8
(1) Totally disagree	12.6	15.9	14.8 D	11.0	13.1	12.8	12.6	11.4	17.0 K	11.5	11.3	12.8	12.2	15.0	10.5	19.1	14.8
TOP 2 BOX (4, 5)	60.3	56.1	58.4	61.5	60.9	59.2	60.8	57.0	53.4	57.5	63.0 I	61.5 I	58.7	65.0	66.0	57.4	62.3
BOT 2 BOX (1, 2)	23.9	23.2	25.3	22.4	26.3	23.4	24.1	22.8	24.8	27.2	22.2	23.7	23.6	23.8	22.5	29.8	29.5
AVERAGE	3.5	3.3	3.4	3.5	3.5	3.5	3.5	3.4	3.3	3.4	3.6 I	3.5	3.5	3.6	3.4	3.5	
		Frequency															
(5) Totally agree	489	10	138	245	96	125	364	12	41	61	131	244	342	61	55	14	17
(4) Somewhat agree	713	36	181	379	117	207	506	33	69	89	158	364	500	108	71	13	21
(3) Nor agree, nor disagree	315	17	89	164	45	98	217	16	45	40	68	146	253	29	22	6	5
(2) Somewhat disagree	224	6	57	115	46	59	165	9	16	41	50	108	164	23	23	5	9
(1) Totally disagree	252	13	81	112	46	72	180	9	35	30	52	126	175	39	20	9	9
TOP 2 BOX (4, 5)	1202	46	319	624	213	332	870	45	110	150	289	608	842	169	126	27	38
BOT 2 BOX (1, 2)	476	19	138	227	92	131	345	18	51	71	102	234	339	62	43	14	18
Unweighted Base	1993	82	546	1015	350	561	1432	79	206	261	459	988	1434	260	191	47	61

Notes
 Z-test = Significant Level 95% - Examined Columns BCDE, FG, HIJKL, MNOPO.
 Rank: PO=Police Officer / SGT=Sergeant / 2ND LT=2ND Lieutenant / 1ST LT=1ST Lieutenant / EXO=Executive Officer.
 Q9. How much do you agree that the promotion processes are transparent, equitable, and fair?

FPM PRPB SURVEY

Table 9.2

Level of Agreement that the Promotion Processes Are Transparent, Equitable and Fair

	TOTAL	POLICE AREA													
	San Juan	Arecibo	Ponce	Humacao	Mayagüez	Caguas	Bayamón	Carolina	Guayama	Aguadilla	Utua	Fajardo	Aibonito	Head-quarters	
Percentage (%)															
<i>Z-test</i>	(R)	(S)	(T)	(U)	(V)	(W)	(X)	(Y)	(Z)	(a)	(b)	(c)	(d)	(e)	
(5) Totally agree	24.5	28.8	21.4	24.0	22.2	25.9	21.8	25.4	25.4	26.2	20.9	19.7	20.0	36.4 **	23.6
(4) Somewhat agree	35.8	27.2	38.6 R	39.2 RW	39.8 R	40.6 RW	28.6	31.7	40.1 RW	35.7	41.0 RW	40.9 R	34.7	35.4	34.1
(3) Nor agree, nor disagree	15.8	18.8 V	15.9 V	16.1 V	13.0	7.7	15.8	17.6 V	16.2 V	17.9 V	14.4	16.7	17.3 V	12.1	18.3 V
(2) Somewhat disagree	11.2	9.9	11.7	12.0	9.3	15.4 d	15.0 d	10.2	9.2	9.5	8.6	13.6	16.0 d	5.1	12.2 d
(1) Totally disagree	12.6	15.2 T	12.4	8.8	15.7	10.5	18.8 TY	15.1 T	9.2	10.7	15.1	9.1	12.0	11.1	11.8
TOP 2 BOX (4, 5)	60.3	56.0	60.0	63.1 W	62.0	66.4 W	50.4	57.1	65.5 W	61.9	61.9	60.6	54.7	71.7 RWXce	57.7
BOT 2 BOX (1, 2)	23.9	25.1	24.1	20.7	25.0	25.9	33.8 TVZde	25.4	18.3	20.2	23.7	22.7	28.0	16.2	24.0
AVERAGE	3.5	3.5	3.5	3.6 W	3.4	3.6 W	3.2	3.4	3.6 W	3.6	3.4	3.5	3.4	3.8 **	3.5
Frequency															
(5) Totally agree	489	55	31	52	24	37	29	52	36	22	29	13	15	36	58
(4) Somewhat agree	713	52	56	85	43	58	38	65	57	30	57	27	26	35	84
(3) Nor agree, nor disagree	315	36	23	35	14	11	21	36	23	15	20	11	13	12	45
(2) Somewhat disagree	224	19	17	26	10	22	20	21	13	8	12	9	12	5	30
(1) Totally disagree	252	29	18	19	17	15	25	31	13	9	21	6	9	11	29
TOP 2 BOX (4, 5)	1202	107	87	137	67	95	67	117	93	52	86	40	41	71	142
BOT 2 BOX (1, 2)	476	48	35	45	27	37	45	52	26	17	33	15	21	16	59
Unweighted Base	1993	191	145	217	108	143	133	205	142	84	139	66	75	99	246

Notes

Z-test = Significant Level 95% - Examined Columns RSTUVWXYZabcde.

** Significantly higher than > 5 police areas.

Q9. How much do you agree that the promotion processes are transparent, equitable, and fair?

USE OF FORCE

Table 10.1

Level of Agreement that PR Police Officers Have Been Trained with Modern Techniques to Prevent the Excessive Use of Force When Intervening with Citizens

	TOTAL	AGE				GENDER		YEARS IN SERVICE					OFFICE RANK				
		24 - 34 years	35 - 44 years	45 - 54 years	55 - 62 years	Female	Male	0 - 9 years	10 - 14 years	15 - 19 years	20 - 24 years	25 + years	PO	SGT	2 ND LT	1 ST LT	EXO
Percentage (%)																	
Z-test		(B)	(C)	(D)	(E)	(F)	(G)	(H)	(I)	(J)	(K)	(L)	(M)	(N)	(O)	(P)	(Q)
(5) Totally agree	70.6	59.8	64.8	71.4	80.0	68.6	71.4	59.5	63.1	71.3	68.8	73.8	67.8	78.1	79.1	70.2	80.3
(4) Somewhat agree	23.4	25.6	26.9	23.6	16.6	24.6	22.9	25.3	28.6	23.4	24.8	21.5	25.4	18.1	16.8	27.7	16.4
(3) Nor agree, nor disagree	3.1	9.8	4.6	2.3	1.7	3.6	2.9	11.4	4.9	2.3	2.6	2.5	3.8	2.3	1.0	—	—
(2) Somewhat disagree	1.9	1.2	1.6	2.3	1.1	1.8	1.9	1.3	1.5	1.9	2.2	1.8	1.8	1.5	2.1	2.1	3.3
(1) Totally disagree	1.0	3.7	2.0	0.4	0.6	1.4	0.8	2.5	1.9	1.1	1.5	0.4	1.3	—	1.0	—	—
TOP 2 BOX (4, 5)	94.0	85.4	91.8	95.1	96.6	93.2	94.3	84.8	91.7	94.6	93.7	95.2	93.2	96.2	95.8	97.9	96.7
BOT 2 BOX (1, 2)	2.9	4.9	3.7	2.7	1.7	3.2	2.7	3.8	3.4	3.1	3.7	2.2	3.1	1.5	3.1	2.1	3.3
AVERAGE	4.6	4.4	4.5	4.6	4.7	4.6	4.6	4.4	4.5	4.6	4.6	4.7	4.6	4.7	4.7	4.7	4.7
Frequency																	
(5) Totally agree	1408	49	354	725	280	385	1023	47	130	186	316	729	972	203	151	33	49
(4) Somewhat agree	466	21	147	240	58	138	328	20	59	61	114	212	364	47	32	13	10
(3) Nor agree, nor disagree	62	8	25	23	6	20	42	9	10	6	12	25	54	6	2	—	—
(2) Somewhat disagree	37	1	9	23	4	10	27	1	3	5	10	18	26	4	4	1	2
(1) Totally disagree	20	3	11	4	2	8	12	2	4	3	7	4	18	—	2	—	—
TOP 2 BOX (4, 5)	1874	70	501	965	338	523	1351	67	189	247	430	941	1336	250	183	46	59
BOT 2 BOX (1, 2)	57	4	20	27	6	18	39	3	7	8	17	22	44	4	6	1	2
Unweighted Base	1993	82	546	1015	350	561	1432	79	206	261	459	988	1434	260	191	47	61

Notes

Z-test = Significant Level 95% - Examined Columns BCDE, FG, HIJKL, MNOPQ.

Rank: PO=Police Officer / SGT=Sergeant / 2ND LT=2ND Lieutenant / 1ST LT=1ST Lieutenant / EXO=Executive Officer.

Q10. How much do you agree that the PR Police has trained its members with modern techniques necessary to prevent the excessive use of force when intervening with citizens?

FPM PRPB SURVEY

Table 10.2

Level of Agreement that PR Police Officers Have Been Trained with Modern Techniques to Prevent the Excessive Use of Force When Intervening with Citizens

	TOTAL	POLICE AREA													
	San Juan	Arecibo	Ponce	Humacao	Mayagüez	Caguas	Bayamón	Carolina	Guayama	Aguadilla	Utua	Fajardo	Aibonito	Head-quarters	
Percentage (%)															
Z-test	(R)	(S)	(T)	(U)	(V)	(W)	(X)	(Y)	(Z)	(a)	(b)	(c)	(d)	(e)	
(5) Totally agree	70.6	69.1 a	76.6 ac	74.2 ac	73.1 a	70.6 a	75.2 ac	68.3	69.0	69.0	58.3	72.7 a	61.3	75.8 ac	72.4 a
(4) Somewhat agree	23.4	20.4	20.7	23.5	18.5	21.0	16.5	26.3 W	23.9	27.4	34.5 **	25.8	32.0 RUW	22.2	21.1
(3) Nor agree, nor disagree	3.1	4.7	1.4	1.8	3.7	4.9	3.0	2.4	4.9	2.4	2.2	—	6.7 STbd	1.0	3.7
(2) Somewhat disagree	1.9	2.6 T	1.4	—	4.6 TYd	1.4	3.0 T	2.4 T	0.7	1.2	5.0 TYcd	1.5	—	—	1.6
(1) Totally disagree	1.0	3.1 STXa	—	0.5	—	2.1	2.3	0.5	1.4	—	—	—	—	1.0	1.2
TOP 2 BOX (4, 5)	94.0	89.5	97.2 RUVW	97.7 **	91.7	91.6	91.7	94.6	93.0	96.4	92.8	98.5 R	93.3	98.0 RUVW	93.5
BOT 2 BOX (1, 2)	2.9	5.8 STc	1.4	0.5	4.6 T	3.5 T	5.3 Tc	2.9 T	2.1	1.2	5.0 Tc	1.5	—	1.0	2.8
AVERAGE	4.6	4.5	4.7 Rac	4.7 RVac	4.6	4.6	4.6	4.6	4.6	4.6	4.5	4.7 a	4.6	4.7 Ra	4.6
Frequency															
(5) Totally agree	1408	132	111	161	79	101	100	140	98	58	81	48	46	75	178
(4) Somewhat agree	466	39	30	51	20	30	22	54	34	23	48	17	24	22	52
(3) Nor agree, nor disagree	62	9	2	4	4	7	4	5	7	2	3	—	5	1	9
(2) Somewhat disagree	37	5	2	—	5	2	4	5	1	1	7	1	—	—	4
(1) Totally disagree	20	6	—	1	—	3	3	1	2	—	—	—	—	1	3
TOP 2 BOX (4, 5)	1874	171	141	212	99	131	122	194	132	81	129	65	70	97	230
BOT 2 BOX (1, 2)	57	11	2	1	5	5	7	6	3	1	7	1	—	1	7
Unweighted Base	1993	191	145	217	108	143	133	205	142	84	139	66	75	99	246

Notes

Z-test = Significant Level 95% - Examined Columns RSTUVWXYZabcde.

** Significantly higher than > 5 police areas.

Q10. How much do you agree that the PR Police has trained its members with modern techniques necessary to prevent the excessive use of force when intervening with citizens?

Table 11.1

PR Police Officers Respect and Protect the Right to Free Expression of Citizens When Responding to a Demonstration

	TOTAL	AGE				GENDER		YEARS IN SERVICE					OFFICE RANK				
	24 - 34 years	35 - 44 years	45 - 54 years	55 - 62 years	Female	Male	0 - 9 years	10 - 14 years	15 - 19 years	20 - 24 years	25 + years	PO	SGT	2 ND LT	1 ST LT	EXO	
Percentage (%)																	
Z-test	(B)	(C)	(D)	(E)	(F)	(G)	(H)	(I)	(J)	(K)	(L)	(M)	(N)	(O)	(P)	(Q)	
Yes	99.0	99.0	99.0	99.0	99.0	99.0	100.0	99.0	99.0	98.0	99.0	99.0	99.0	100.0	100.0	100.0	
No	1.0	1.0	1.0	1.0	1.0	1.0	—	1.0	1.0	2.0	1.0	1.0	1.0	—	—	—	
Frequency																	
Yes	1969	81	539	1003	346	554	1415	79	204	259	449	978	1413	257	191	47	61
No	24	1	7	12	4	7	17	—	2	2	10	10	21	3	—	—	
Unweighted Base	1993	82	546	1015	350	561	1432	79	206	261	459	988	1434	260	191	47	61

Notes

Z-test = Significant Level 95% - Examined Columns BCDE, FG, HIJKL, MNOPQ.

Rank: PO=Police Officer / SGT=Sergeant / 2ND LT=2ND Lieutenant / 1ST LT=1ST Lieutenant / EXO=Executive Officer.

Q11. Do you consider that members of the Police respect and protect the right to free expression of citizens when responding to a demonstration such as: strikes, marches, etc.?

Table 11.2

PR Police Officers Respect and Protect the Right to Free Expression of Citizens When Responding to a Demonstration

	POLICE AREA															
	TOTAL	San Juan	Arecibo	Ponce	Humacao	Mayagüez	Caguas	Bayamón	Carolina	Guayama	Aguadilla	Utua	Fajardo	Aibonito	Head-quarters	
Percentage (%)																
Z-test		(R)	(S)	(T)	(U)	(V)	(W)	(X)	(Y)	(Z)	(a)	(b)	(c)	(d)	(e)	
Yes	99.0	98.0	99.0	98.0	100.0	100.0	99.0	100.0	100.0	99.0	96.0	98.0	100.0	98.0	99.0	
No	1.0	2.0	1.0	2.0	—	—	1.0	—	—	1.0	4.0	2.0	—	2.0	1.0	
Frequency																
Yes	1969	188	143	212	108	143	132	204	142	83	133	65	75	97	244	
No	24	3	2	5	—	—	1	1	—	1	6	1	—	2	2	
Unweighted Base	1993	191	145	217	108	143	133	205	142	84	139	66	75	99	246	

Notes

Z-test = Significant Level 95% - Examined Columns RSTUVWXYZabcde.

** Significantly higher than > 5 police areas.

Q11. Do you consider that members of the Police respect and protect the right to free expression of citizens when responding to a demonstration such as: strikes, marches, etc.?

Table 12.1

Resources that PR Police Officers Have to Protect Citizens' Right to Free Expression During A Demonstration or Conglomeration of People Situation

	TOTAL	AGE				GENDER		YEARS IN SERVICE					OFFICE RANK				
		24 - 34 years	35 - 44 years	45 - 54 years	55 - 62 years	Female	Male	0 - 9 years	10 - 14 years	15 - 19 years	20 - 24 years	25 + years	PO	SGT	2 ND LT	1 ST LT	EXO
Percentage (%)																	
Z-test		(B)	(C)	(D)	(E)	(F)	(G)	(H)	(I)	(J)	(K)	(L)	(M)	(N)	(O)	(P)	(Q)
(1) Have received training, but do not have the right equipment	59.0	46.0	60.0	61.0	56.0	58.0	59.0	57.0	52.0	58.0	62.0	60.0	59.0	58.0	68.0	64.0	36.0
(2) Have not received training, but have the right equipment	35.0	44.0	34.0	34.0	40.0	36.0	35.0	37.0	38.0	37.0	32.0	36.0	35.0	37.0	31.0	30.0	57.0
(3) Have received the training and have the right equipment	1.0	5.0	1.0	2.0	—	2.0	1.0	3.0	2.0	2.0	1.0	1.0	2.0	1.0	—	—	3.0
(4) Have not received training, nor do have the right equipment	4.0	5.0	6.0	4.0	3.0	4.0	4.0	4.0	8.0	3.0	5.0	3.0	4.0	5.0	2.0	6.0	3.0
TRAINING (1, 3)	94.0	90.0	93.0	94.0	97.0	94.0	94.0	94.0	90.0	95.0	94.0	96.0	94.0	94.0	98.0	94.0	93.0
RIGHT EQUIPMENT (2, 3)	37.0	49.0	35.0	36.0	40.0	38.0	36.0	39.0	40.0	39.0	33.0	37.0	37.0	38.0	31.0	30.0	61.0
Frequency																	
(1) Have received training, but do not have the right equipment	1176	38	326	615	197	327	849	45	107	151	285	588	845	150	129	30	22
(2) Have not received training, but have the right equipment	705	36	184	344	141	201	504	29	78	96	146	356	502	95	59	14	35
(3) Have received the training and have the right equipment	29	4	5	20	—	11	18	2	5	5	6	11	24	3	—	—	2
(4) Have not received training, nor do have the right equipment	83	4	31	36	12	22	61	3	16	9	22	33	63	12	3	3	2
TRAINING (1, 3)	1881	74	510	959	338	528	1353	74	185	247	431	944	1347	245	188	44	57
RIGHT EQUIPMENT (2, 3)	734	40	189	364	141	212	522	31	83	101	152	367	526	98	59	14	37
Unweighted Base	1993	82	546	1015	350	561	1432	79	206	261	459	988	1434	260	191	47	61

Notes

Z-test = Significant Level 95% - Examined Columns BCDE, FG, HIJKL, MNOPQ.

Rank: PO=Police Officer / SGT=Sergeant / 2ND LT=2ND Lieutenant / 1ST LT=1ST Lieutenant / EXO=Executive Officer.

Q12. Which of the following alternatives best describes the resources you have to protect the right to free expression of citizens during a demonstration or situation of conglomeration of people?

Table 12.2

Resources that PR Police Officers Have to Protect Citizens' Right to Free Expression During A Demonstration or Conglomeration of People Situation

	TOTAL	POLICE AREA													
	San Juan	Arecibo	Ponce	Humacao	Mayagüez	Caguas	Bayamón	Carolina	Guayama	Aguadilla	Utua	Fajardo	Aibonito	Head-quarters	
Percentage (%)															
Z-test	(R)	(S)	(T)	(U)	(V)	(W)	(X)	(Y)	(Z)	(a)	(b)	(c)	(d)	(e)	
(1) Have received training, but do not have the right equipment	59.0	56.0	63.0	65.0	58.0	67.0	53.0	58.0	63.0	62.0	68.0	50.0	65.0	55.0	47.0
(2) Have not received training, but have the right equipment	35.0	39.0	32.0	32.0	35.0	28.0	40.0	31.0	30.0	29.0	27.0	50.0	31.0	40.0	49.0
(3) Have received the training and have the right equipment	1.0	1.0	1.0	1.0	3.0	3.0	2.0	1.0	2.0	2.0	1.0	—	—	1.0	1.0
(4) Have not received training, nor do have the right equipment	4.0	4.0	3.0	2.0	4.0	2.0	5.0	10.0	5.0	7.0	3.0	—	4.0	4.0	3.0
TRAINING (1, 3)	94.0	95.0	95.0	97.0	94.0	95.0	93.0	89.0	93.0	90.0	96.0	100.0	96.0	95.0	96.0
RIGHT EQUIPMENT (2, 3)	37.0	40.0	33.0	33.0	38.0	31.0	41.0	32.0	32.0	31.0	29.0	50.0	31.0	41.0	50.0
Frequency															
(1) Have received training, but do not have the right equipment	1176	107	92	140	63	96	71	119	90	52	95	33	49	54	115
(2) Have not received training, but have the right equipment	705	74	46	70	38	40	53	63	42	24	38	33	23	40	121
(3) Have received the training and have the right equipment	29	2	2	2	3	4	2	3	3	2	2	—	—	1	3
(4) Have not received training, nor do have the right equipment	83	8	5	5	4	3	7	20	7	6	4	—	3	4	7
TRAINING (1, 3)	1881	181	138	210	101	136	124	182	132	76	133	66	72	94	236
RIGHT EQUIPMENT (2, 3)	734	76	48	72	41	44	55	66	45	26	40	33	23	41	124
Unweighted Base	1993	191	145	217	108	143	133	205	142	84	139	66	75	99	246

Notes

Z-test = Significant Level 95% - Examined Columns RSTUVWXYZabcde.

** Significantly higher than > 5 police areas.

Q12. Which of the following alternatives best describes the resources you have to protect the right to free expression of citizens during a demonstration or situation of conglomeration of people?

Table 13.1

PR Police Officers Have Received Effective Training to Intervene Appropriately with Citizens with Mental Health Problems

	TOTAL	AGE				GENDER		YEARS IN SERVICE					OFFICE RANK				
	24 - 34 years	35 - 44 years	45 - 54 years	55 - 62 years	Female	Male	0 - 9 years	10 - 14 years	15 - 19 years	20 - 24 years	25 + years	PO	SGT	2 ND LT	1 ST LT	EXO	
Percentage (%)																	
Z-test	(B)	(C)	(D)	(E)	(F)	(G)	(H)	(I)	(J)	(K)	(L)	(M)	(N)	(O)	(P)	(Q)	
Yes	54.0	59.0	51.0	53.0	58.0	53.0	54.0	63.0	53.0	54.0	50.0	55.0	55.0	54.0	52.0	38.0	43.0
No	46.0	41.0	49.0	47.0	42.0	47.0	46.0	37.0	47.0	46.0	50.0	45.0	45.0	46.0	48.0	62.0	57.0
Frequency																	
Yes	1075	48	281	542	204	300	775	50	109	141	230	545	790	141	100	18	26
No	918	34	265	473	146	261	657	29	97	120	229	443	644	119	91	29	35
Unweighted Base	1993	82	546	1015	350	561	1432	79	206	261	459	988	1434	260	191	47	61

Notes

Z-test = Significant Level 95% - Examined Columns BCDE, FG, HIJKL, MNOPO.

Rank: PO=Police Officer / SGT=Sergeant / 2ND LT=2ND Lieutenant / 1ST LT=1ST Lieutenant / EXO=Executive Officer.

Q13. Have the members of the PR Police received effective training to intervene appropriately with citizens who have mental health problems?

Table 13.2

PR Police Officers Have Received Effective Training to Intervene Appropriately with Citizens with Mental Health Problems

	TOTAL	POLICE AREA													
	San Juan	Arecibo	Ponce	Humacao	Mayagüez	Caguas	Bayamón	Carolina	Guayama	Aguadilla	Utua	Fajardo	Aibonito	Head-quarters	
Percentage (%)															
Z-test	(R)	(S)	(T)	(U)	(V)	(W)	(X)	(Y)	(Z)	(a)	(b)	(c)	(d)	(e)	
Yes	54.0	54.0 a	54.0 a	47.0	54.0	50.0	56.0 a	56.0 a	61.0 Tac	55.0	42.0	53.0	45.0	57.0 a	63.0 TVac
No	46.0	46.0	46.0	53.0 Ye	46.0	50.0 e	44.0	44.0	39.0	45.0	58.0 **	47.0	55.0 Ye	43.0	37.0
Frequency															
Yes	1075	104	79	101	58	71	75	115	86	46	59	35	34	56	156
No	918	87	66	116	50	72	58	90	56	38	80	31	41	43	90
Unweighted Base	1993	191	145	217	108	143	133	205	142	84	139	66	75	99	246

Notes

Z-test = Significant Level 95% - Examined Columns RSTUVWXYZabcde.

** Significantly higher than > 5 police areas.

Q13. Have the members of the PR Police received effective training to intervene appropriately with citizens who have mental health problems?

SEARCHES AND SEIZURES

Table 14.1

PR Police Officers Explain the Reasons in a Clear and Respectful Manner when Intervene with a Citizen

	TOTAL	AGE				GENDER		YEARS IN SERVICE					OFFICE RANK				
		24 - 34 years	35 - 44 years	45 - 54 years	55 - 62 years	Female	Male	0 - 9 years	10 - 14 years	15 - 19 years	20 - 24 years	25 + years	PO	SGT	2 ND LT	1 ST LT	EXO
Z-test		(B)	(C)	(D)	(E)	(F)	(G)	(H)	(I)	(J)	(K)	(L)	(M)	(N)	(O)	(P)	(Q)
Yes	93.0	93.0	93.0	93.0	95.0	93.0	94.0	97.0	93.0	92.0	93.0	94.0	93.0	94.0	92.0	91.0	97.0
No	7.0	7.0	7.0	7.0	5.0	7.0	6.0	3.0	7.0	8.0	7.0	6.0	7.0	6.0	8.0	9.0	3.0
Frequency																	
Yes	1863	76	509	947	331	520	1343	77	191	241	425	929	1340	245	176	43	59
No	130	6	37	68	19	41	89	2	15	20	34	59	94	15	15	4	2
Unweighted Base	1993	82	546	1015	350	561	1432	79	206	261	459	988	1434	260	191	47	61

Notes

Z-test = Significant Level 95% - Examined Columns BCDE, FG, HIJKL, MNOPO.

Rank: PO=Police Officer / SGT=Sergeant / 2ND LT=2ND Lieutenant / 1ST LT=1ST Lieutenant / EXO=Executive Officer.

Q14. Do the members of the PR Police explain in a clear and respectful way the reasons when they intervene with a citizen?

Table 14.2

PR Police Officers Explain the Reasons in a Clear and Respectful Manner when Intervene with a Citizen

	TOTAL	POLICE AREA													Head-quarters
		San Juan	Arecibo	Ponce	Humacao	Mayagüez	Caguas	Bayamón	Carolina	Guayama	Aguadilla	Utuaado	Fajardo	Aibonito	
Z-test		(R)	(S)	(T)	(U)	(V)	(W)	(X)	(Y)	(Z)	(a)	(b)	(c)	(d)	(e)
Yes	93.0	95.0	93.0	92.0	92.0	93.0	95.0	95.0	94.0	94.0	92.0	94.0	91.0	92.0	95.0
No	7.0	5.0	7.0	8.0	8.0	7.0	5.0	5.0	6.0	6.0	8.0	6.0	9.0	8.0	5.0
Frequency															
Yes	1863	181	135	200	99	133	126	194	134	79	128	62	68	91	233
No	130	10	10	17	9	10	7	11	8	5	11	4	7	8	13
Unweighted Base	1993	191	145	217	108	143	133	205	142	84	139	66	75	99	246

Notes

Z-test = Significant Level 95% - Examined Columns RSTUVWXYZabcde.

** Significantly higher than > 5 police areas.

Q14. Do the members of the PR Police explain in a clear and respectful way the reasons when they intervene with a citizen?

FPM PRPB SURVEY

Table 15.1

PR Police Officers Frequency that Have Justified Reasons When Make Arrests, Searches or Seizures of Any Citizen or Property, or Seizures Based on Probable Cause as Established By Law

	TOTAL	AGE				GENDER		YEARS IN SERVICE					OFFICE RANK				
		24 - 34 years	35 - 44 years	45 - 54 years	55 - 62 years	Female	Male	0 - 9 years	10 - 14 years	15 - 19 years	20 - 24 years	25 + years	PO	SGT	2 ND LT	1 ST LT	EXO
Percentage (%)																	
Z-test		(B)	(C)	(D)	(E)	(F)	(G)	(H)	(I)	(J)	(K)	(L)	(M)	(N)	(O)	(P)	(Q)
Always	54.0	59.0	54.0	55.0	49.0	52.0	54.0	51.0	61.0	52.0	54.0	52.0	54.0	50.0	54.0	53.0	59.0
Most of the time	45.0	39.0	44.0	44.0	49.0	45.0	44.0	47.0	36.0	46.0	44.0	46.0	44.0	49.0	45.0	47.0	41.0
Sometimes	2.0	2.0	3.0	1.0	2.0	2.0	1.0	3.0	3.0	2.0	2.0	1.0	2.0	1.0	1.0	—	—
Almost never	—	—	—	—	—	—	—	—	—	—	—	—	—	—	—	—	—
Never	—	—	—	—	—	—	—	—	—	—	—	—	—	—	—	—	—
Frequency																	
Always	1068	48	293	556	171	291	777	40	126	136	248	518	774	130	103	25	36
Most of the time	891	32	239	447	173	255	636	37	74	121	204	455	630	128	86	22	25
Sometimes	33	2	14	11	6	14	19	2	6	4	7	14	29	2	2	—	—
Almost never	—	—	—	—	—	—	—	—	—	—	—	—	—	—	—	—	—
Never	1	—	—	1	—	1	—	—	—	—	—	1	1	—	—	—	—
Unweighted Base	1993	82	546	1015	350	561	1432	79	206	261	459	988	1434	260	191	47	61

Notes

Z-test = Significant Level 95% - Examined Columns BCDE, FG, HIJKL, MNOPO.

Rank: PO=Police Officer / SGT=Sergeant / 2ND LT=2ND Lieutenant / 1ST LT=1ST Lieutenant / EXO=Executive Officer.

Q15. How often do members of the PR Police have justified reasons when they make arrests, searches or raids on any citizen or property, or make seizures based on probable cause as established by law?

Table 15.2

PR Police Officers Frequency that Have Justified Reasons When Make Arrests, Searches or Seizures of Any Citizen or Property, or Seizures Based on Probable Cause as Established By Law

	TOTAL	POLICE AREA														
		San Juan	Arecibo	Ponce	Humacao	Mayagüez	Caguas	Bayamón	Carolina	Guayama	Aguadilla	Utuaado	Fajardo	Aibonito	Head-quarters	
Percentage (%)																
Z-test		(R)	(S)	(T)	(U)	(V)	(W)	(X)	(Y)	(Z)	(a)	(b)	(c)	(d)	(e)	
Always	54.0	51.0	61.0	53.0	46.0	66.0	52.0	50.0	53.0	44.0	54.0	59.0	49.0	58.0	54.0	
Most of the time	45.0	47.0	38.0	45.0	51.0	34.0	47.0	49.0	44.0	54.0	44.0	38.0	49.0	42.0	44.0	
Sometimes	2.0	2.0	1.0	2.0	3.0	—	2.0	1.0	3.0	2.0	2.0	3.0	1.0	—	2.0	
Almost never	—	—	—	—	—	—	—	—	—	—	—	—	—	—	—	
Never	—	1.0	—	—	—	—	—	—	—	—	—	—	—	—	—	
Frequency																
Always	1068	98	88	114	50	94	69	102	75	37	75	39	37	57	133	
Most of the time	891	89	55	98	55	49	62	101	63	45	61	25	37	42	109	
Sometimes	33	3	2	5	3	0	2	2	4	2	3	2	1	—	4	
Almost never	—	—	—	—	—	—	—	—	—	—	—	—	—	—	—	
Never	1	1	—	—	—	—	—	—	—	—	—	—	—	—	—	
Unweighted Base	1993	191	145	217	108	143	133	205	142	84	139	66	75	99	246	

Notes

Z-test = Significant Level 95% - Examined Columns RSTUVWXYZabcde.

** Significantly higher than > 5 police areas.

Q15. How often do members of the PR Police have justified reasons when they make arrests, searches or raids on any citizen or property, or make seizures based on probable cause as established by law?

FPM PRPB SURVEY

Table 16.1
Treatment Provided By PR Police Officers to Citizens During Interventions

	TOTAL	AGE				GENDER		YEARS IN SERVICE					OFFICE RANK				
		24 - 34 years	35 - 44 years	45 - 54 years	55 - 62 years	Female	Male	0 - 9 years	10 - 14 years	15 - 19 years	20 - 24 years	25 + years	PO	SGT	2 ND LT	1 ST LT	EXO
Z-test	(B)	(C)	(D)	(E)	(F)	(G)	(H)	(I)	(J)	(K)	(L)	(M)	(N)	(O)	(P)	(Q)	
(4) Very appropriate	71.5	73.2	70.3	70.7	74.9	66.7	73.3	72.2	72.8	69.3	71.9	71.5	70.9	71.9	77.0	63.8	70.5
(3) Somewhat appropriate	27.7	25.6	28.4	28.5	24.9	32.4	25.8	27.8	25.2	29.9	27.5	27.7	28.2	27.3	23.0	34.0	27.9
(2) Somewhat inappropriate	0.8	1.2	1.1	0.8	0.3	0.9	0.8	—	1.9	0.4	0.7	0.8	0.8	0.8	—	2.1	1.6
(1) Very inappropriate	0.1	—	0.2	—	—	—	0.1	—	—	0.4	—	—	0.1	—	—	—	—
TOP 2 BOX (3, 4)	99.1	98.8	98.7	99.2	99.7	99.1	99.2	100.0	98.1	99.2	99.3	99.2	99.1	99.2	100.0	97.9	98.4
BOT 2 BOX (1, 2)	0.9	1.2	1.3	0.8	0.3	0.9	0.8	—	1.9	0.8	0.7	0.8	0.9	0.8	—	2.1	1.6
AVERAGE	3.7	3.7	3.7	3.7	3.8	3.7	3.7	3.7	3.7	3.7	3.7	3.7	3.7	3.7	3.8	3.6	3.7
Frequency																	
(4) Very appropriate	1424	60	384	718	262	374	1050	57	150	181	330	706	1017	187	147	30	43
(3) Somewhat appropriate	552	21	155	289	87	182	370	22	52	78	126	274	404	71	44	16	17
(2) Somewhat inappropriate	16	1	6	8	1	5	11	—	4	1	3	8	12	2	—	1	1
(1) Very inappropriate	1	—	1	—	—	—	1	—	—	1	—	—	1	—	—	—	—
TOP 2 BOX (3, 4)	1976	81	539	1007	349	556	1420	79	202	259	456	980	1421	258	191	46	60
BOT 2 BOX (1, 2)	17	1	7	8	1	5	12	—	4	2	3	8	13	2	—	1	1
Unweighted Base	1993	82	546	1015	350	561	1432	79	206	261	459	988	1434	260	191	47	61

Notes
Z-test = Significant Level 95% - Examined Columns BCDE, FG, HIJKL, MNOPO.
Rank: PO=Police Officer / SGT=Sergeant / 2ND LT=2ND Lieutenant / 1ST LT=1ST Lieutenant / EXO=Executive Officer.
Q16. How would you describe the treatment provided by the members of the PR Police to the citizens during the interventions?

Table 16.2
Treatment Provided By PR Police Officers to Citizens During Interventions

	TOTAL	POLICE AREA													
		San Juan	Arecibo	Ponce	Humacao	Mayagüez	Caguas	Bayamón	Carolina	Guayama	Aguadilla	Utuaado	Fajardo	Aibonito	Head-quarters
Z-test	(R)	(S)	(T)	(U)	(V)	(W)	(X)	(Y)	(Z)	(a)	(b)	(c)	(d)	(e)	
(4) Very appropriate	71.5	73.3	77.2	65.0	73.1	69.2	72.9	75.1	67.6	66.7	76.3	66.7	69.3	69.7	72.8
(3) Somewhat appropriate	27.7	25.7	22.1	34.1	25.0	29.4	26.3	24.9	31.7	32.1	22.3	33.3	29.3	30.3	26.4
(2) Somewhat inappropriate	0.8	1.0	0.7	0.5	1.9	1.4	0.8	—	0.7	1.2	1.4	—	1.3	—	0.8
(1) Very inappropriate	0.1	—	—	0.5	—	—	—	—	—	—	—	—	—	—	—
TOP 2 BOX (3, 4)	99.1	99.0	99.3	99.1	98.1	98.6	99.2	100.0	99.3	98.8	98.6	100.0	98.7	100.0	99.2
BOT 2 BOX (1, 2)	0.9	1.0	0.7	0.9	1.9	1.4	0.8	—	0.7	1.2	1.4	—	1.3	—	0.8
AVERAGE	3.7	3.7	3.8	3.6	3.7	3.7	3.7	3.8	3.7	3.7	3.8	3.7	3.7	3.7	3.7
Frequency															
(4) Very appropriate	1424	140	112	141	79	99	97	154	96	56	106	44	52	69	179
(3) Somewhat appropriate	552	49	32	74	27	42	35	51	45	27	31	22	22	30	65
(2) Somewhat inappropriate	16	2	1	1	2	2	1	—	1	2	—	1	—	2	
(1) Very inappropriate	1	—	—	1	—	—	—	—	—	—	—	—	—	—	—
TOP 2 BOX (3, 4)	1976	189	144	215	106	141	132	205	141	83	137	66	74	99	244
BOT 2 BOX (1, 2)	17	2	1	2	2	2	1	—	1	1	2	—	1	—	2
Unweighted Base	1993	191	145	217	108	143	133	205	142	84	139	66	75	99	246

Notes
Z-test = Significant Level 95% - Examined Columns RSTUVWXYZabcde.
** Significantly higher than > 5 police areas.
Q16. How would you describe the treatment provided by the members of the PR Police to the citizens during the interventions?

Table 17.1

Police Officer Field Supervisors Follow the Standards to Respond to the Scene of an Arrest When Required

	TOTAL	AGE				GENDER		YEARS IN SERVICE					OFFICE RANK				
		24 - 34 years	35 - 44 years	45 - 54 years	55 - 62 years	Female	Male	0 - 9 years	10 - 14 years	15 - 19 years	20 - 24 years	25 + years	PO	SGT	2 ND LT	1 ST LT	EXO
Percentage (%)																	
Z-test		(B)	(C)	(D)	(E)	(F)	(G)	(H)	(I)	(J)	(K)	(L)	(M)	(N)	(O)	(P)	(Q)
Yes	83.0	85.0	78.0	85.0	86.0	83.0	83.0	84.0	83.0	80.0	80.0	85.0	81.0	93.0	87.0	81.0	85.0
No	17.0	15.0	22.0	15.0	14.0	17.0	17.0	16.0	17.0	20.0	20.0	15.0	19.0	7.0	13.0	19.0	15.0
Frequency																	
Yes	1659	70	426	863	300	464	1195	66	172	210	368	843	1161	241	167	38	52
No	334	12	120	152	50	97	237	13	34	51	91	145	273	19	24	9	9
Unweighted Base	1993	82	546	1015	350	561	1432	79	206	261	459	988	1434	260	191	47	61

Notes
 Z-test = Significant Level 95% - Examined Columns BCDE, FG, HIJKL, MNOPQ.
 Rank: PO=Police Officer / SGT=Sergeant / 2ND LT=2ND Lieutenant / 1ST LT=1ST Lieutenant / EXO=Executive Officer.
 Q17. Does a field supervisor comply with the regulations to respond to the scene of an arrest when required?

Table 17.2

Police Officer Field Supervisors Follow the Standards to Respond to the Scene of an Arrest When Required

	TOTAL	POLICE AREA														Head- quarters
		San Juan	Arecibo	Ponce	Humacao	Mayagüez	Caguas	Bayamón	Carolina	Guayama	Aguadilla	Utuaado	Fajardo	Aibonito		
Percentage (%)																
Z-test		(R)	(S)	(T)	(U)	(V)	(W)	(X)	(Y)	(Z)	(a)	(b)	(c)	(d)	(e)	
Yes	83.0	84.0	81.0	86.0	81.0	91.0	78.0	84.0	80.0	85.0	77.0	85.0	73.0	84.0	87.0	
No	17.0	16.0	19.0	14.0	19.0	9.0	22.0	16.0	20.0	15.0	23.0	15.0	27.0	16.0	13.0	
Frequency																
Yes	1659	161	118	186	88	130	104	172	113	71	107	56	55	83	215	
No	334	30	27	31	20	13	29	33	29	13	32	10	20	16	31	
Unweighted Base	1993	191	145	217	108	143	133	205	142	84	139	66	75	99	246	

Notes
 Z-test = Significant Level 95% - Examined Columns RSTUVWXYZabcde.
 ** Significantly higher than > 5 police areas.
 Q17. Does a field supervisor comply with the regulations to respond to the scene of an arrest when required?

Table 18.1

PR Police Has Practice that a Supervisor Officers Verifies that the Arrested Persons Have No Injuries, and If Have, Make Sure Receive Adequate Medical Attention

	TOTAL	AGE				GENDER		YEARS IN SERVICE					OFFICE RANK				
		24 - 34 years	35 - 44 years	45 - 54 years	55 - 62 years	Female	Male	0 - 9 years	10 - 14 years	15 - 19 years	20 - 24 years	25 + years	PO	SGT	2 ND LT	1 ST LT	EXO
Percentage (%)																	
Z-test		(B)	(C)	(D)	(E)	(F)	(G)	(H)	(I)	(J)	(K)	(L)	(M)	(N)	(O)	(P)	(Q)
Yes	91.0	91.0	88.0	92.0	94.0	88.0	93.0	91.0	87.0	92.0	90.0	93.0	89.0	97.0	97.0	96.0	92.0
No	9.0	9.0	12.0	8.0	6.0	12.0	7.0	9.0	13.0	8.0	10.0	7.0	11.0	3.0	3.0	4.0	8.0
Frequency																	
Yes	1822	75	483	936	328	495	1327	72	180	239	412	919	1283	252	186	45	56
No	171	7	63	79	22	66	105	7	26	22	47	69	151	8	5	2	5
Unweighted Base	1993	82	546	1015	350	561	1432	79	206	261	459	988	1434	260	191	47	61

Notes
 Z-test = Significant Level 95% - Examined Columns BCDE, FG, HIJKL, MNOPQ.
 Rank: PO=Police Officer / SGT=Sergeant / 2ND LT=2ND Lieutenant / 1ST LT=1ST Lieutenant / EXO=Executive Officer.
 Q18. Is it a practice in the PR Police that a supervisor verifies that those arrested do not have injuries, and if they do, make sure that they receive adequate medical attention?

Table 18.2

PR Police Has Practice that a Supervisor Officers Verifies that the Arrested Persons Have No Injuries, and If Have, Make Sure Receive Adequate Medical Attention

	TOTAL	POLICE AREA													
	San Juan	Arecibo	Ponce	Humacao	Mayagüez	Caguas	Bayamón	Carolina	Guayama	Aguadilla	Utuaado	Fajardo	Aibonito	Head-quarters	
	Percentage (%)														
Z-test	(R)	(S)	(T)	(U)	(V)	(W)	(X)	(Y)	(Z)	(a)	(b)	(c)	(d)	(e)	
Yes	91.0	92.0	94.0	88.0	90.0	94.0	93.0	89.0	92.0	87.0	93.0	98.0	89.0	96.0	91.0
No	9.0	8.0	6.0	12.0	10.0	6.0	7.0	11.0	8.0	13.0	7.0	2.0	11.0	4.0	9.0
			Vbd		b			bd		bd			b		b
	Frequency														
Yes	1822	175	136	191	97	135	124	182	130	73	129	65	67	95	223
No	171	16	9	26	11	8	9	23	12	11	10	1	8	4	23
Unweighted Base	1993	191	145	217	108	143	133	205	142	84	139	66	75	99	246

Notes

Z-test = Significant Level 95% - Examined Columns RSTUVWXYZabcde.

** Significantly higher than > 5 police areas.

Q18. Is it a practice in the PR Police that a supervisor verifies that those arrested do not have injuries, and if they do, make sure that they receive adequate medical attention?

EQUAL PROTECTION AND NON-DISCRIMINATION

Table 19.1

PR Police Has Representation of Different Ethnic Groups or Sectors of Society in PR

	TOTAL	AGE				GENDER		YEARS IN SERVICE					OFFICE RANK				
		24 - 34 years	35 - 44 years	45 - 54 years	55 - 62 years	Female	Male	0 - 9 years	10 - 14 years	15 - 19 years	20 - 24 years	25 + years	PO	SGT	2 ND LT	1 ST LT	EXO
Z-test		(B)	(C)	(D)	(E)	(F)	(G)	(H)	(I)	(J)	(K)	(L)	(M)	(N)	(O)	(P)	(Q)
Yes	66.0	63.0	67.0	67.0	65.0	63.0	68.0	75.0	72.0	69.0	61.0	67.0	65.0	68.0	71.0	72.0	77.0
No	34.0	37.0	33.0	33.0	35.0	37.0	32.0	25.0	28.0	31.0	39.0	33.0	35.0	32.0	29.0	28.0	23.0
Frequency																	
Yes	1323	52	367	677	227	356	967	59	148	179	279	658	929	177	136	34	47
No	670	30	179	338	123	205	465	20	58	82	180	330	505	83	55	13	14
Unweighted Base	1993	82	546	1015	350	561	1432	79	206	261	459	988	1434	260	191	47	61

Notes

Z-test = Significant Level 95% - Examined Columns BCDE, FG, HIJKL, MNOPO.
 Rank: PO=Police Officer / SGT=Sergeant / 2ND LT=2ND Lieutenant / 1ST LT=1ST Lieutenant / EXO=Executive Officer.
 Q19. Do you think that the PR Police has representation from different ethnic groups or sectors of society in Puerto Rico?

Table 19.2

PR Police Has Representation of Different Ethnic Groups or Sectors of Society in PR

	TOTAL	POLICE AREA													
		San Juan	Arecibo	Ponce	Humacao	Mayagüez	Caguas	Bayamón	Carolina	Guayama	Aguadilla	Utuaado	Fajardo	Aibonito	Head-quarters
Z-test		(R)	(S)	(T)	(U)	(V)	(W)	(X)	(Y)	(Z)	(a)	(b)	(c)	(d)	(e)
Yes	66.0	72.0	58.0	61.0	67.0	65.0	65.0	67.0	71.0	64.0	52.0	77.0	69.0	70.0	74.0
No	34.0	28.0	42.0	39.0	33.0	35.0	35.0	33.0	29.0	36.0	48.0	23.0	31.0	30.0	26.0
Frequency															
Yes	1323	137	84	133	72	93	86	137	101	54	72	51	52	69	182
No	670	54	61	84	36	50	47	68	41	30	67	15	23	30	64
Unweighted Base	1993	191	145	217	108	143	133	205	142	84	139	66	75	99	246

Notes

Z-test = Significant Level 95% - Examined Columns RSTUVWXYzabcde.
 ** Significantly higher than > 5 police areas.
 Q19. Do you think that the PR Police has representation from different ethnic groups or sectors of society in Puerto Rico?

FPM PRPB SURVEY

Table 20.1

Level of Agreement that Supervisor Officers Treat All PR Police Officers in the Same Way without Any Kind of Discrimination

	TOTAL	AGE				GENDER		YEARS IN SERVICE					OFFICE RANK				
		24 - 34 years	35 - 44 years	45 - 54 years	55 - 62 years	Female	Male	0 - 9 years	10 - 14 years	15 - 19 years	20 - 24 years	25 + years	PO	SGT	2 ND LT	1 ST LT	EXO
	Percentage (%)																
Z-test	(B)	(C)	(D)	(E)	(F)	(G)	(H)	(I)	(J)	(K)	(L)	(M)	(N)	(O)	(P)	(Q)	
(5) Totally agree	40.7	30.5	35.5	40.4	52.0	33.7	43.4	30.4	30.1	36.0	39.4	45.5	35.1	56.2	58.1	42.6	49.2
					BCD	F				I	HIJK			M	M		M
(4) Somewhat agree	29.7	32.9	28.4	31.1	26.6	31.0	29.1	34.2	31.1	28.0	30.7	28.9	30.2	27.7	25.1	38.3	32.8
(3) Nor agree, nor disagree	8.9	9.8	11.0	8.4	7.1	9.3	8.8	11.4	11.7	10.0	9.6	7.6	10.5	5.4	4.7	4.3	4.9
													NO				
(2) Somewhat disagree	10.5	12.2	10.8	11.2	7.7	11.9	10.0	15.2	10.7	14.2	9.6	9.6	12.2	5.4	7.9	6.4	4.9
										L			N				
(1) Totally disagree	9.8	14.6	13.7	8.5	6.3	13.4	8.4	8.9	15.5	11.5	10.2	8.0	11.4	5.4	4.2	8.5	8.2
		E	DE			G				L			NO				
Don't know	0.4	—	0.5	0.4	0.3	0.7	0.3	—	1.0	0.4	0.4	0.3	0.6	—	—	—	—
TOP 2 BOX (4, 5)	70.3	63.4	63.9	71.5	78.6	64.7	72.6	64.6	61.2	64.0	70.2	74.5	65.3	83.8	83.2	80.9	82.0
				C	BCD		F				I	IJ		M	M	M	M
BOT 2 BOX (1, 2)	20.3	26.8	24.5	19.7	14.0	25.3	18.4	24.1	26.2	25.7	19.8	17.6	23.6	10.8	12.0	14.9	13.1
		E	DE	E		G				L	L		NO				
AVERAGE	3.8	3.5	3.6	3.8	4.1	3.6	3.9	3.6	3.5	3.6	3.8	4.0	3.7	4.2	4.3	4.0	4.1
				BC	BCD		F				I	HIJK		M	M		M
	Frequency																
(5) Totally agree	811	25	194	410	182	189	622	24	62	94	181	450	504	146	111	20	30
(4) Somewhat agree	591	27	155	316	93	174	417	27	64	73	141	286	433	72	48	18	20
(3) Nor agree, nor disagree	178	8	60	85	25	52	126	9	24	26	44	75	150	14	9	2	3
(2) Somewhat disagree	210	10	59	114	27	67	143	12	22	37	44	95	175	14	15	3	3
(1) Totally disagree	195	12	75	86	22	75	120	7	32	30	47	79	164	14	8	4	5
Don't know	8	—	3	4	1	4	4	—	2	1	2	3	8	—	—	—	—
TOP 2 BOX (4, 5)	1402	52	349	726	275	363	1039	51	126	167	322	736	937	218	159	38	50
BOT 2 BOX (1, 2)	405	22	134	200	49	142	263	19	54	67	91	174	339	28	23	7	8
Unweighted Base	1993	82	546	1015	350	561	1432	79	206	261	459	988	1434	260	191	47	61

Notes

Z-test = Significant Level 95% - Examined Columns BCDE, FG, HIJKL, MNOPQ.

Rank: PO=Police Officer / SGT=Sergeant / 2ND LT=2ND Lieutenant / 1ST LT=1ST Lieutenant / EXO=Executive Officer.

Q20. How much do you agree that supervisors treat all members of the PR Police in the same way without any type of discrimination such as; gender, origin, ethnicity, sexual orientation, nationality, ideology or political affiliation, etc.?

Table 20.2

Level of Agreement that Supervisor Officers Treat All PR Police Officers in the Same Way without Any Kind of Discrimination

	TOTAL	POLICE AREA													
	San Juan	Arecibo	Ponce	Humacao	Mayagüez	Caguas	Bayamón	Carolina	Guayama	Aguadilla	Utua	Fajardo	Aibonito	Head-quarters	
	Percentage (%)														
Z-test	(R)	(S)	(T)	(U)	(V)	(W)	(X)	(Y)	(Z)	(a)	(b)	(c)	(d)	(e)	
(5) Totally agree	40.7	40.3	42.8	35.5	39.8	46.9	40.6	38.0	42.3	41.7	36.0	51.5	45.3	45.5	38.6
(4) Somewhat agree	29.7	29.3	24.8	30.0	34.3	26.6	27.8	29.3	29.6	26.2	38.8	33.3	26.7	29.3	29.7
(3) Nor agree, nor disagree	8.9	7.3	11.7	9.7	6.5	6.3	9.8	10.7	7.7	11.9	5.8	4.5	9.3	9.1	11.0
(2) Somewhat disagree	10.5	12.6	9.7	14.3	5.6	12.6	11.3	9.8	13.4	4.8	9.4	4.5	10.7	9.1	10.6
(1) Totally disagree	9.8	9.9	10.3	10.6	11.1	7.7	9.0	12.2	6.3	15.5	10.1	6.1	8.0	7.1	10.2
Don't know	0.4	0.5	0.7	—	2.8	—	1.5	—	0.7	—	—	—	—	—	—
TOP 2 BOX (4, 5)	70.3	69.6	67.6	65.4	74.1	73.4	68.4	67.3	71.8	67.9	74.8	84.8	72.0	74.7	68.3
BOT 2 BOX (1, 2)	20.3	22.5	20.0	24.9	16.7	20.3	20.3	22.0	19.7	20.2	19.4	10.6	18.7	16.2	20.7
AVERAGE	3.8	3.8	3.8	3.7	3.9	3.9	3.8	3.7	3.9	3.7	3.8	4.2	3.9	4.0	3.8
	Frequency														
(5) Totally agree	811	77	62	77	43	67	54	78	60	35	50	34	34	45	95
(4) Somewhat agree	591	56	36	65	37	38	37	60	42	22	54	22	20	29	73
(3) Nor agree, nor disagree	178	14	17	21	7	9	13	22	11	10	8	3	7	9	27
(2) Somewhat disagree	210	24	14	31	6	18	15	20	19	4	13	3	8	9	26
(1) Totally disagree	195	19	15	23	12	11	12	25	9	13	14	4	6	7	25
Don't know	8	1	1	—	3	—	2	—	1	—	—	—	—	—	—
TOP 2 BOX (4, 5)	1402	133	98	142	80	105	91	138	102	57	104	56	54	74	168
BOT 2 BOX (1, 2)	405	43	29	54	18	29	27	45	28	17	27	7	14	16	51
Unweighted Base	1993	191	145	217	108	143	133	205	142	84	139	66	75	99	246

Notes

Z-test = Significant Level 95% - Examined Columns RSTUVWXYZabcde.

** Significantly higher than > 5 police areas.

Q20. How much do you agree that supervisors treat all members of the PR Police in the same way without any type of discrimination such as; gender, origin, ethnicity, sexual orientation, nationality, ideology or political affiliation, etc.?

Table 21.1

Level of Agreement that PR Police Officers Do Not Discriminate Against Citizens When Providing Protection Services

	TOTAL	AGE				GENDER		YEARS IN SERVICE					OFFICE RANK				
		24 - 34 years	35 - 44 years	45 - 54 years	55 - 62 years	Female	Male	0 - 9 years	10 - 14 years	15 - 19 years	20 - 24 years	25 + years	PO	SGT	2 ND LT	1 ST LT	EXO
Z-test		(B)	(C)	(D)	(E)	(F)	(G)	(H)	(I)	(J)	(K)	(L)	(M)	(N)	(O)	(P)	(Q)
(5) Totally agree	64.2	64.6	61.9	64.2	67.7	58.3	66.6	70.9	62.6	56.3	66.4	65.1	62.8	68.1	66.5	66.0	72.1
(4) Somewhat agree	29.3	29.3	31.0	29.2	26.9	32.1	28.1	24.1	31.1	36.8	25.3	29.1	29.7	27.3	29.8	29.8	24.6
(3) Nor agree, nor disagree	4.1	6.1	4.6	3.9	3.4	6.8	3.1	3.8	4.9	4.2	5.4	3.3	4.8	3.1	1.6	4.3	—
(2) Somewhat disagree	2.2	—	2.6	2.4	1.4	2.7	2.0	1.3	1.5	2.3	2.4	2.2	2.4	1.2	2.1	—	3.3
(1) Totally disagree	0.3	—	—	0.3	0.6	0.2	0.3	—	—	0.4	0.4	0.2	0.3	0.4	—	—	—
TOP 2 BOX (4, 5)	93.5	93.9	92.9	93.4	94.6	90.4	94.7	94.9	93.7	93.1	91.7	94.2	92.5	95.4	96.3	95.7	96.7
BOT 2 BOX (1, 2)	2.4	—	2.6	2.7	2.0	2.9	2.2	1.3	1.5	2.7	2.8	2.4	2.6	1.5	2.1	—	3.3
AVERAGE	4.6	4.6	4.5	4.6	4.6	4.5	4.6	4.7	4.6	4.5	4.6	4.6	4.5	4.6	4.6	4.6	4.7
Frequency																	
(5) Totally agree	1280	53	338	652	237	327	953	56	129	147	305	643	901	177	127	31	44
(4) Somewhat agree	583	24	169	296	94	180	403	19	64	96	116	288	426	71	57	14	15
(3) Nor agree, nor disagree	82	5	25	40	12	38	44	3	10	11	25	33	69	8	3	2	—
(2) Somewhat disagree	43	—	14	24	5	15	28	1	3	6	11	22	34	3	4	—	2
(1) Totally disagree	5	—	—	3	2	1	4	—	—	1	2	2	4	1	—	—	—
TOP 2 BOX (4, 5)	1863	77	507	948	331	507	1356	75	193	243	421	931	1327	248	184	45	59
BOT 2 BOX (1, 2)	48	—	14	27	7	16	32	1	3	7	13	24	38	4	4	—	2
Unweighted Base	1993	82	546	1015	350	561	1432	79	206	261	459	988	1434	260	191	47	61

Notes

Z-test = Significant Level 95% - Examined Columns BCDE, FG, HIJKL, MNOPO.

Rank: PO=Police Officer / SGT=Sergeant / 2ND LT=2ND Lieutenant / 1ST LT=1ST Lieutenant / EXO=Executive Officer.

Q21. And, how much do you agree that the members of the PR Police do not discriminate against citizens when providing protection services?

Table 21.2

Level of Agreement that PR Police Officers Do Not Discriminate Against Citizens When Providing Protection Services

	TOTAL	POLICE AREA													
	San Juan	Arecibo	Ponce	Humacao	Mayagüez	Caguas	Bayamón	Carolina	Guayama	Aguadilla	Utuado	Fajardo	Aibonito	Head-quarters	
	Percentage (%)														
Z-test	(R)	(S)	(T)	(U)	(V)	(W)	(X)	(Y)	(Z)	(a)	(b)	(c)	(d)	(e)	
(5) Totally agree	64.2	65.4 T	71.7 Te	53.5	64.8	68.5 T	65.4 T	67.3 T	66.9 T	60.7	67.6 T	59.1	68.0 T	60.6	61.8
(4) Somewhat agree	29.3	29.3	23.4	37.3 SWXac	26.9	29.4	26.3	28.3	29.6	28.6	25.9	36.4 c	18.7	31.3	31.3 c
(3) Nor agree, nor disagree	4.1	3.1	3.4	5.5 V	4.6	0.7	4.5 V	2.4	3.5	7.1 V	2.9	3.0	9.3 RVXa	5.1	5.3 V
(2) Somewhat disagree	2.2	2.1	0.7	3.7 Y	3.7 Y	0.7	2.3	2.0	—	3.6 Y	3.6 Y	1.5	2.7	3.0 Y	1.6
(1) Totally disagree	0.3	—	0.7	—	—	0.7	1.5	—	—	—	—	—	1.3	—	—
TOP 2 BOX (4, 5)	93.5	94.8 c	95.2 c	90.8	91.7	97.9 **	91.7	95.6 Zc	96.5 TZc	89.3	93.5	95.5	86.7	91.9	93.1
BOT 2 BOX (1, 2)	2.4	2.1	1.4	3.7 Y	3.7 Y	1.4	3.8 Y	2.0	—	3.6 Y	3.6 Y	1.5	4.0 Y	3.0 Y	1.6
AVERAGE	4.6	4.6 T	4.7 T	4.4	4.5	4.6 T	4.5	4.6 T	4.6 T	4.5	4.6 T	4.5	4.5	4.5	4.5
	Frequency														
(5) Totally agree	1280	125	104	116	70	98	87	138	95	51	94	39	51	60	152
(4) Somewhat agree	583	56	34	81	29	42	35	58	42	24	36	24	14	31	77
(3) Nor agree, nor disagree	82	6	5	12	5	1	6	5	5	6	4	2	7	5	13
(2) Somewhat disagree	43	4	1	8	4	1	3	4	—	3	5	1	2	3	4
(1) Totally disagree	5	—	1	—	—	1	2	—	—	—	—	—	1	—	—
TOP 2 BOX (4, 5)	1863	181	138	197	99	140	122	196	137	75	130	63	65	91	229
BOT 2 BOX (1, 2)	48	4	2	8	4	2	5	4	0	3	5	1	3	3	4
Unweighted Base	1993	191	145	217	108	143	133	205	142	84	139	66	75	99	246

Notes

Z-test = Significant Level 95% - Examined Columns RSTUVWXYZabcde.

** Significantly higher than > 5 police areas.

Q21. And, how much do you agree that the members of the PR Police do not discriminate against citizens when providing protection services?

FPM PRPB SURVEY

Table 22.1

Level of Agreement that the PR Police Identifies and Solves Hate Crimes in a Timely and Appropriate Manner

	TOTAL	AGE				GENDER		YEARS IN SERVICE					OFFICE RANK				
		24 - 34 years	35 - 44 years	45 - 54 years	55 - 62 years	Female	Male	0 - 9 years	10 - 14 years	15 - 19 years	20 - 24 years	25 + years	PO	SGT	2 ND LT	1 ST LT	EXO
Percentage (%)																	
Z-test		(B)	(C)	(D)	(E)	(F)	(G)	(H)	(I)	(J)	(K)	(L)	(M)	(N)	(O)	(P)	(Q)
(5) Totally agree	53.5	50.0	56.4	51.9	54.3	49.7	55.0	53.2	51.5	52.5	56.6	52.7	53.6	53.8	55.5	46.8	49.2
(4) Somewhat agree	33.7	30.5	32.6	34.6	33.7	34.9	33.2	27.8	31.6	35.2	31.8	35.1	33.9	34.2	31.4	36.2	32.8
(3) Nor agree, nor disagree	9.2	11.0	7.9	10.1	8.3	10.3	8.8	12.7	11.7	8.4	8.5	9.0	8.8	10.8	9.4	8.5	13.1
(2) Somewhat disagree	2.5	6.1	2.0	2.5	2.3	3.7	2.0	6.3	2.9	2.7	1.7	2.3	2.5	1.2	3.1	6.4	1.6
(1) Totally disagree	1.1	2.4	1.1	0.9	1.4	1.2	1.0	—	2.4	1.1	1.3	0.8	1.3	—	0.5	2.1	3.3
TOP 2 BOX (4, 5)	87.2	80.5	89.0	86.5	88.0	84.7	88.2	81.0	83.0	87.7	88.5	87.9	87.4	88.1	86.9	83.0	82.0
BOT 2 BOX (1, 2)	3.6	8.5	3.1	3.3	3.7	5.0	3.0	6.3	5.3	3.8	3.1	3.1	3.8	1.2	3.7	8.5	4.9
AVERAGE	4.4	4.2	4.4	4.3	4.4	4.3	4.4	4.3	4.3	4.4	4.4	4.4	4.4	4.4	4.4	4.2	4.2
Frequency																	
(5) Totally agree	1066	41	308	527	190	279	787	42	106	137	260	521	768	140	106	22	30
(4) Somewhat agree	672	25	178	351	118	196	476	22	65	92	146	347	486	89	60	17	20
(3) Nor agree, nor disagree	184	9	43	103	29	58	126	10	24	22	39	89	126	28	18	4	8
(2) Somewhat disagree	49	5	11	25	8	21	28	5	6	7	8	23	36	3	6	3	1
(1) Totally disagree	22	2	6	9	5	7	15	—	5	3	6	8	18	—	1	1	2
TOP 2 BOX (4, 5)	1738	66	486	878	308	475	1263	64	171	229	406	868	1254	229	166	39	50
BOT 2 BOX (1, 2)	71	7	17	34	13	28	43	5	11	10	14	31	54	3	7	4	3
Unweighted Base	1993	82	546	1015	350	561	1432	79	206	261	459	988	1434	260	191	47	61

Notes

Z-test = Significant Level 95% - Examined Columns BCDE, FG, HIJKL, MNOPO.

Rank: PO=Police Officer / SGT=Sergeant / 2ND LT=2ND Lieutenant / 1ST LT=1ST Lieutenant / EXO=Executive Officer.

Q22. How much do you agree that the PR Police identifies and solves Hate Crimes in a timely and adequate manner?

Table 22.2

Level of Agreement that the PR Police Identifies and Solves Hate Crimes in a Timely and Appropriate Manner

	TOTAL	POLICE AREA													
	San Juan	Arecibo	Ponce	Humacao	Mayagüez	Caguas	Bayamón	Carolina	Guayama	Aguadilla	Utuado	Fajardo	Aibonito	Head-quarters	
Percentage (%)															
<i>Z-test</i>	(R)	(S)	(T)	(U)	(V)	(W)	(X)	(Y)	(Z)	(a)	(b)	(c)	(d)	(e)	
(5) Totally agree	53.5	53.9	55.2 T	44.2	58.3 T	60.1 TX	55.6 T	48.3	54.9 T	51.2	56.1 T	51.5	52.0	52.5	57.3 T
(4) Somewhat agree	33.7	31.4	35.9	37.8	29.6	30.8	32.3	38.5 a	35.2	32.1	28.1	30.3	37.3	36.4	32.5
(3) Nor agree, nor disagree	9.2	9.9	4.8	14.3 Se	9.3	7.7	7.5	9.8	8.5	11.9	10.8	15.2 Se	6.7	10.1	5.7
(2) Somewhat disagree	2.5	3.1	2.1	3.2	1.9	0.7	4.5 VY	2.9	0.7	4.8 VY	2.9	1.5	1.3	1.0	2.4
(1) Totally disagree	1.1	1.6	2.1	0.5	0.9	0.7	—	0.5	0.7	—	2.2	1.5	2.7	—	2.0
TOP 2 BOX (4, 5)	87.2	85.3	91.0 T	82.0	88.0	90.9 T	88.0	86.8	90.1 T	83.3	84.2	81.8	89.3	88.9	89.8 T
BOT 2 BOX (1, 2)	3.6	4.7	4.1	3.7	2.8	1.4	4.5	3.4	1.4	4.8	5.0	3.0	4.0	1.0	4.5
AVERAGE	4.4	4.3	4.4 T	4.2	4.4 T	4.5 TX	4.4	4.3	4.4 T	4.3	4.3	4.3	4.4	4.4	4.4 T
Frequency															
(5) Totally agree	1066	103	80	96	63	86	74	99	78	43	78	34	39	52	141
(4) Somewhat agree	672	60	52	82	32	44	43	79	50	27	39	20	28	36	80
(3) Nor agree, nor disagree	184	19	7	31	10	11	10	20	12	10	15	10	5	10	14
(2) Somewhat disagree	49	6	3	7	2	1	6	6	1	4	4	1	1	1	6
(1) Totally disagree	22	3	3	1	1	1	—	1	1	—	3	1	2	—	5
TOP 2 BOX (4, 5)	1738	163	132	178	95	130	117	178	128	70	117	54	67	88	221
BOT 2 BOX (1, 2)	71	9	6	8	3	2	6	7	2	4	7	2	3	1	11
Unweighted Base	1993	191	145	217	108	143	133	205	142	84	139	66	75	99	246

Notes

Z-test = Significant Level 95% - Examined Columns RSTUVWXYZabcde.

** Significantly higher than > 5 police areas.

Q22. How much do you agree that the PR Police identifies and solves Hate Crimes in a timely and adequate manner?

FPM PRPB SURVEY

Table 23.1

Level of Agreement that the PR Police Effectively Deals with Domestic Violence and Sexual Assault Cases

	TOTAL	AGE				GENDER		YEARS IN SERVICE					OFFICE RANK				
		24 - 34 years	35 - 44 years	45 - 54 years	55 - 62 years	Female	Male	0 - 9 years	10 - 14 years	15 - 19 years	20 - 24 years	25 + years	PO	SGT	2 ND LT	1 ST LT	EXO
Z-test		(B)	(C)	(D)	(E)	(F)	(G)	(H)	(I)	(J)	(K)	(L)	(M)	(N)	(O)	(P)	(Q)
(5) Totally agree	66.2	65.9	63.0	66.4	70.9 C	62.4	67.7 F	67.1	67.0	60.9	65.4	67.8 J	66.2 P	66.5 P	70.2 P	51.1	65.6
(4) Somewhat agree	26.9	22.0	28.8	27.7	22.9	28.2	26.4	25.3	22.8	31.8 I	25.9	27.0	26.7	27.7	23.6 MNOQ	46.8	23.0
(3) Nor agree, nor disagree	3.4	6.1	4.4	2.9	2.9	3.9	3.2	3.8	6.3 JL	2.3	4.4	2.6	3.4	3.8	3.7	—	3.3
(2) Somewhat disagree	2.4	2.4	2.6	2.2	2.9	4.1 G	1.7	2.5	2.4	3.4	3.1	1.8	2.5	1.2	2.1	2.1	6.6 N
(1) Totally disagree	1.1	3.7 DE	1.3	0.9	0.6	1.4	0.9	1.3	1.5	1.5	1.3	0.7	1.2	0.8	0.5	—	1.6
TOP 2 BOX (4, 5)	93.1	87.8	91.8	94.1 B	93.7	90.6	94.1 F	92.4	89.8	92.7	91.3	94.8 IK	92.9	94.2	93.7	97.9	88.5
BOT 2 BOX (1, 2)	3.5	6.1	3.8	3.1	3.4	5.5 G	2.7	3.8	3.9	5.0 L	4.4	2.5	3.7	1.9	2.6	2.1	8.2 N
AVERAGE	4.6	4.4	4.5	4.6	4.6 C	4.5	4.6 F	4.5	4.5	4.5	4.5	4.6 JK	4.5	4.6	4.6	4.5	4.4
Frequency																	
(5) Totally agree	1320	54	344	674	248	350	970	53	138	159	300	670	949	173	134	24	40
(4) Somewhat agree	536	18	157	281	80	158	378	20	47	83	119	267	383	72	45	22	14
(3) Nor agree, nor disagree	68	5	24	29	10	22	46	3	13	6	20	26	49	10	7	—	2
(2) Somewhat disagree	48	2	14	22	10	23	25	2	5	9	14	18	36	3	4	1	4
(1) Totally disagree	21	3	7	9	2	8	13	1	3	4	6	7	17	2	1	—	1
TOP 2 BOX (4, 5)	1856	72	501	955	328	508	1348	73	185	242	419	937	1332	245	179	46	54
BOT 2 BOX (1, 2)	69	5	21	31	12	31	38	3	8	13	20	25	53	5	5	1	5
Unweighted Base	1993	82	546	1015	350	561	1432	79	206	261	459	988	1434	260	191	47	61

Notes

Z-test = Significant Level 95% - Examined Columns BCDE, FG, HIJKL, MNOPO.

Rank: PO=Police Officer / SGT=Sergeant / 2ND LT=2ND Lieutenant / 1ST LT=1ST Lieutenant / EXO=Executive Officer.

Q23. How much do you agree that the PR Police effectively handles cases of Domestic Violence and Sexual Assault?

FPM PRPB SURVEY

Table 23.2

Level of Agreement that the PR Police Effectively Deals with Domestic Violence and Sexual Assault Cases

	POLICE AREA															Head-quarters
	TOTAL	San Juan	Arecibo	Ponce	Humacao	Mayagüez	Caguas	Bayamón	Carolina	Guayama	Aguadilla	Utua	Fajardo	Aibonito		
Percentage (%)																
<i>Z-test</i>		(R)	(S)	(T)	(U)	(V)	(W)	(X)	(Y)	(Z)	(a)	(b)	(c)	(d)	(e)	
(5) Totally agree	66.2	63.4	71.0	65.4	66.7	71.3	60.9	66.8	69.0	59.5	62.6	72.7	66.7	60.6	68.7	
(4) Somewhat agree	26.9	26.7	24.1	29.0	25.9	22.4	26.3	25.9	25.4	35.7	29.5	24.2	21.3	33.3	27.2	
(3) Nor agree, nor disagree	3.4	5.2	4.1	3.7	—	5.6	5.3	2.9	4.2	3.6	2.2	1.5	5.3	2.0	1.6	
(2) Somewhat disagree	2.4	3.1	—	1.8	3.7	0.7	4.5	3.4	1.4	1.2	4.3	1.5	4.0	2.0	2.0	
(1) Totally disagree	1.1	1.6	0.7	—	3.7	—	3.0	1.0	—	—	1.4	—	2.7	2.0	0.4	
TOP 2 BOX (4, 5)	93.1	90.1	95.2	94.5	92.6	93.7	87.2	92.7	94.4	95.2	92.1	97.0	88.0	93.9	95.9	
BOT 2 BOX (1, 2)	3.5	4.7	0.7	1.8	7.4	0.7	7.5	4.4	1.4	1.2	5.8	1.5	6.7	4.0	2.4	
AVERAGE	4.6	4.5	4.7	4.6	4.5	4.6	4.4	4.5	4.6	4.5	4.5	4.7	4.5	4.5	4.6	
Frequency																
(5) Totally agree	1320	121	103	142	72	102	81	137	98	50	87	48	50	60	169	
(4) Somewhat agree	536	51	35	63	28	32	35	53	36	30	41	16	16	33	67	
(3) Nor agree, nor disagree	68	10	6	8	—	8	7	6	6	3	3	1	4	2	4	
(2) Somewhat disagree	48	6	—	4	4	1	6	7	2	1	6	1	3	2	5	
(1) Totally disagree	21	3	1	—	4	—	4	2	—	—	2	—	2	2	1	
TOP 2 BOX (4, 5)	1856	172	138	205	100	134	116	190	134	80	128	64	66	93	236	
BOT 2 BOX (1, 2)	69	9	1	4	8	1	10	9	2	1	8	1	5	4	6	
Unweighted Base	1993	191	145	217	108	143	133	205	142	84	139	66	75	99	246	

Notes

Z-test = Significant Level 95% - Examined Columns RSTUVWXYZabcde.

** Significantly higher than > 5 police areas.

Q23. How much do you agree that the PR Police effectively handles cases of Domestic Violence and Sexual Assault?

Table 24.1

PR Police Officers Provide Victims of Domestic Violence and Sexual Assault Proper Treatment

	OFFICE RANK																
	TOTAL	AGE				GENDER		YEARS IN SERVICE					OFFICE RANK				
		24 - 34 years	35 - 44 years	45 - 54 years	55 - 62 years	Female	Male	0 - 9 years	10 - 14 years	15 - 19 years	20 - 24 years	25 + years	PO	SGT	2 ND LT	1 ST LT	EXO
Percentage (%)																	
<i>Z-test</i>		(B)	(C)	(D)	(E)	(F)	(G)	(H)	(I)	(J)	(K)	(L)	(M)	(N)	(O)	(P)	(Q)
Yes	93.0	94.0	91.0	93.0	95.0	90.0	94.0	99.0	90.0	92.0	91.0	93.0	92.0	92.0	94.0	96.0	93.0
No	7.0	6.0	9.0	7.0	5.0	10.0	6.0	1.0	10.0	8.0	9.0	7.0	8.0	8.0	6.0	4.0	7.0
Frequency																	
Yes	1845	77	496	941	331	504	1341	78	186	241	418	922	1326	238	179	45	57
No	148	5	50	74	19	57	91	1	20	20	41	66	108	22	12	2	4
Unweighted Base	1993	82	546	1015	350	561	1432	79	206	261	459	988	1434	260	191	47	61

Notes

Z-test = Significant Level 95% - Examined Columns BCDE, FG, HIJKL, MNOPO.

Rank: PO=Police Officer / SGT=Sergeant / 2ND LT=2ND Lieutenant / 1ST LT=1ST Lieutenant / EXO=Executive Officer.

Q24. According to your perception, do you consider that the members of the PR Police treat victims of Domestic Violence and Sexual Assault appropriately?

FPM PRPB SURVEY

Table 24.2

PR Police Officers Provide Victims of Domestic Violence and Sexual Assault Proper Treatment

	TOTAL	POLICE AREA													
	San Juan	Arecibo	Ponce	Humacao	Mayagüez	Caguas	Bayamón	Carolina	Guayama	Aguadilla	Utuaado	Fajardo	Aibonito	Head-quarters	
Percentage (%)															
Z-test	(R)	(S)	(T)	(U)	(V)	(W)	(X)	(Y)	(Z)	(a)	(b)	(c)	(d)	(e)	
Yes	93.0	94.0	92.0	91.0	92.0	97.0 TWacd	88.0	94.0 W	92.0	93.0	91.0	98.0 TWacd	88.0	91.0	93.0
No	7.0	6.0	8.0	9.0 Vb	8.0	3.0	12.0 Vxb	6.0	8.0	7.0	9.0 Vb	2.0	12.0 Vb	9.0 Vb	7.0
Frequency															
Yes	1845	179	134	198	99	139	117	193	131	78	126	65	66	90	230
No	148	12	11	19	9	4	16	12	11	6	13	1	9	9	16
Unweighted Base	1993	191	145	217	108	143	133	205	142	84	139	66	75	99	246

Notes

Z-test = Significant Level 95% - Examined Columns RSTUVWXYZabcde.

** Significantly higher than > 5 police areas.

Q24. According to your perception, do you consider that the members of the PR Police treat victims of Domestic Violence and Sexual Assault appropriately?

Table 25.1

PR Police Officers Have Been Guided with Specific Guidelines and Rules to Interact or Intervene in an Appropriate Way with Transgender or Transsexual People

	TOTAL	AGE				GENDER		YEARS IN SERVICE					OFFICE RANK				
	24 - 34 years	35 - 44 years	45 - 54 years	55 - 62 years	Female	Male	0 - 9 years	10 - 14 years	15 - 19 years	20 - 24 years	25 + years	PO	SGT	2 ND LT	1 ST LT	EXO	
Percentage (%)																	
Z-test	(B)	(C)	(D)	(E)	(F)	(G)	(H)	(I)	(J)	(K)	(L)	(M)	(N)	(O)	(P)	(Q)	
(5) Totally agree	77.9	68.3	75.1	78.6 B	82.6 BC	80.2	77.0	70.9	77.2	75.1	76.9	79.9	76.6	78.8	82.7	87.2	83.6
(4) Somewhat agree	18.3	23.2	19.0	18.4	15.4	16.4	19.0	21.5	18.0	19.5	18.1	17.8	19.5	16.9	14.1	10.6	14.8
(3) Nor agree, nor disagree	2.3	4.9 E	3.3 E	2.1	0.9	2.0	2.4	6.3 L	2.4	3.8 L	2.4	1.5	2.4	3.1	1.6	—	—
(2) Somewhat disagree	0.8	1.2 DE	1.8 DE	0.4	0.3	0.9	0.8	1.3	1.0	—	2.0 JL	0.4	0.8	—	1.6 N	—	1.6 N
(1) Totally disagree	0.4	2.4 DE	0.5	0.1	0.3	0.5	0.3	—	1.5 L	0.8	0.2	0.1	0.3	0.8	—	2.1 MO	—
Don't know	0.4	—	0.2	0.4	0.6	—	0.5	—	—	0.8	0.4	0.3	0.4	0.4	—	—	—
TOP 2 BOX (4, 5)	96.2	91.5	94.1	97.0 BC	98.0 BC	96.6	96.0	92.4	95.1	94.6	95.0	97.7 HIJK	96.0	95.8	96.9	97.9	98.4
BOT 2 BOX (1, 2)	1.2	3.7 DE	2.4 DE	0.5	0.6	1.4	1.0	1.3	2.4 L	0.8	2.2 L	0.5	1.1	0.8	1.6	2.1	1.6
AVERAGE	4.7	4.5	4.7	4.8 BC	4.8 BC	4.8	4.7	4.6	4.7	4.7	4.7	4.8 HIJK	4.7	4.7	4.8	4.8	4.8
Frequency																	
(5) Totally agree	1553	56	410	798	289	450	1103	56	159	196	353	789	1098	205	158	41	51
(4) Somewhat agree	364	19	104	187	54	92	272	17	37	51	83	176	279	44	27	5	9
(3) Nor agree, nor disagree	46	4	18	21	3	11	35	5	5	10	11	15	35	8	3	—	—
(2) Somewhat disagree	16	1	10	4	1	5	11	1	2	—	9	4	12	—	3	—	1
(1) Totally disagree	7	2	3	1	1	3	4	—	3	2	1	1	4	2	—	1	—
Don't know	7	—	1	4	2	—	7	—	—	2	2	3	6	1	—	—	—
TOP 2 BOX (4, 5)	1917	75	514	985	343	542	1375	73	196	247	436	965	1377	249	185	46	60
BOT 2 BOX (1, 2)	23	3	13	5	2	8	15	1	5	2	10	5	16	2	3	1	1
Unweighted Base	1993	82	546	1015	350	561	1432	79	206	261	459	988	1434	260	191	47	61

Notes

Z-test = Significant Level 95% - Examined Columns BCDE, FG, HIJKL, MNOPO.

Rank: PO=Police Officer / SGT=Sergeant / 2ND LT=2ND Lieutenant / 1ST LT=1ST Lieutenant / EXO=Executive Officer.

Q25. How much do you agree that the members of the PR Police have been oriented with specific guidelines and norms to interact or intervene appropriately with transgender or transsexual people of the LGBTIQ+ community?

Table 25.2

PR Police Officers Have Been Guided with Specific Guidelines and Rules to Interact or Intervene in an Appropriate Way with Transgender or Transsexual People

	POLICE AREA														
	TOTAL	San Juan	Arecibo	Ponce	Humacao	Mayagüez	Caguas	Bayamón	Carolina	Guayama	Aguadilla	Utua	Fajardo	Aibonito	Head-quarters
	Percentage (%)														
Z-test	(R)	(S)	(T)	(U)	(V)	(W)	(X)	(Y)	(Z)	(a)	(b)	(c)	(d)	(e)	
(5) Totally agree	77.9	79.1	80.0	76.5	78.7	80.4	78.2	76.1	75.4	73.8	74.1	77.3	76.0	81.8	80.9
(4) Somewhat agree	18.3	15.7	17.2	21.2	19.4	16.1	17.3	19.0	20.4	19.0	24.5	19.7	20.0	13.1	15.0
(3) Nor agree, nor disagree	2.3	2.1	0.7	0.9	0.9	2.1	2.3	4.9	2.8	6.0	1.4	1.5	1.3	3.0	2.4
(2) Somewhat disagree	0.8	2.1	1.4	0.9	—	0.7	1.5	—	—	1.2	—	1.5	—	1.0	0.8
(1) Totally disagree	0.4	1.0	—	—	0.9	0.7	—	—	0.7	—	—	—	—	1.0	0.4
Don't know	0.4	—	0.7	0.5	—	—	0.8	—	0.7	—	—	—	2.7	—	0.4
TOP 2 BOX (4, 5)	96.2	94.8	97.2	97.7	98.1	96.5	95.5	95.1	95.8	92.9	98.6	97.0	96.0	94.9	95.9
BOT 2 BOX (1, 2)	1.2	3.1	1.4	0.9	0.9	1.4	1.5	—	0.7	1.2	—	1.5	—	2.0	1.2
AVERAGE	4.7	4.7	4.8	4.7	4.8	4.8	4.7	4.7	4.7	4.7	4.7	4.7	4.8	4.7	4.8
	Frequency														
(5) Totally agree	1553	151	116	166	85	115	104	156	107	62	103	51	57	81	199
(4) Somewhat agree	364	30	25	46	21	23	23	39	29	16	34	13	15	13	37
(3) Nor agree, nor disagree	46	4	1	2	1	3	3	10	4	5	2	1	1	3	6
(2) Somewhat disagree	16	4	2	2	—	1	2	—	—	1	—	1	—	1	2
(1) Totally disagree	7	2	—	—	1	1	—	—	1	—	—	—	—	1	1
Don't know	7	—	1	1	—	—	1	—	1	—	—	—	2	—	1
TOP 2 BOX (4, 5)	1917	181	141	212	106	138	127	195	136	78	137	64	72	94	236
BOT 2 BOX (1, 2)	23	6	2	2	1	2	2	—	1	1	—	1	—	2	3
Unweighted Base	1993	191	145	217	108	143	133	205	142	84	139	66	75	99	246

Notes

Z-test = Significant Level 95% - Examined Columns RSTUVWXYZabcde.

** Significantly higher than > 5 police areas.

Q25. How much do you agree that the members of the PR Police have been oriented with specific guidelines and norms to interact or intervene appropriately with transgender or transsexual people of the LGBTIQ+ community?

FPM PRPB SURVEY

Table 26.1
Level of Agreement that the Conduct of PR Police Officers Is Reasonable towards Arrested Citizens

	TOTAL	AGE				GENDER		YEARS IN SERVICE					OFFICE RANK				
		24 - 34 years	35 - 44 years	45 - 54 years	55 - 62 years	Female	Male	0 - 9 years	10 - 14 years	15 - 19 years	20 - 24 years	25 + years	PO	SGT	2 ND LT	1 ST LT	EXO
Percentage (%)																	
Z-test	(B)	(C)	(D)	(E)	(F)	(G)	(H)	(I)	(J)	(K)	(L)	(M)	(N)	(O)	(P)	(Q)	
(5) Totally agree	76.6	76.8	74.9	75.8	81.7 CD	68.6	79.7 F	81.0	76.2	72.4	75.4	78.0	74.6	79.6	83.2 M	83.0	85.2
(4) Somewhat agree	21.2	22.0	22.0	22.1	17.1	26.7 G	19.0	17.7	19.9	26.1 L	21.6	20.2	22.8 O	18.1	16.2	17.0	14.8
(3) Nor agree, nor disagree	1.7	1.2	2.6 E	1.6	0.6	3.2 G	1.0	1.3	2.4	1.5	2.2	1.3	1.9	1.9	0.5	—	—
(2) Somewhat disagree	0.5	—	0.5	0.5	0.3	1.2 G	0.1	—	1.0	—	0.9	0.3	0.6	—	—	—	—
(1) Totally disagree	0.1	—	—	0.1	0.3	0.2	0.1	—	0.5	—	—	0.1	0.1	0.4	—	—	—
TOP 2 BOX (4, 5)	97.8	98.8	96.9	97.8	98.9	95.4	98.7 F	98.7	96.1	98.5	96.9	98.3 I	97.4	97.7	99.5	100.0	100.0
BOT 2 BOX (1, 2)	0.6	—	0.5	0.6	0.6	1.4 G	0.2	—	1.5	—	0.9	0.4	0.7	0.4	—	—	—
AVERAGE	4.7	4.8	4.7	4.7	4.8 CD	4.6	4.8 F	4.8	4.7	4.7	4.7	4.8	4.7	4.8	4.8 M	4.8	4.9 M
Frequency																	
(5) Totally agree	1527	63	409	769	286	385	1142	64	157	189	346	771	1070	207	159	39	52
(4) Somewhat agree	422	18	120	224	60	150	272	14	41	68	99	200	327	47	31	8	9
(3) Nor agree, nor disagree	33	1	14	16	2	18	15	1	5	4	10	13	27	5	1	—	—
(2) Somewhat disagree	9	—	3	5	1	7	2	—	2	—	4	3	9	—	—	—	—
(1) Totally disagree	2	—	—	1	1	1	1	—	1	—	—	1	1	1	—	—	—
TOP 2 BOX (4, 5)	1949	81	529	993	346	535	1414	78	198	257	445	971	1397	254	190	47	61
BOT 2 BOX (1, 2)	11	—	3	6	2	8	3	—	3	—	4	4	10	1	—	—	—
Unweighted Base	1993	82	546	1015	350	561	1432	79	206	261	459	988	1434	260	191	47	61

Notes
 Z-test = Significant Level 95% - Examined Columns BCDE, FG, HIJKL, MNOPO.
 Rank: PO=Police Officer / SGT=Sergeant / 2ND LT=2ND Lieutenant / 1ST LT=1ST Lieutenant / EXO=Executive Officer.
 Q26. And, how much do you agree that the conduct of the PR Police members is reasonable towards the arrested citizens?

Table 26.2*Level of Agreement that the Conduct of PR Police Officers Is Reasonable towards Arrested Citizens*

	TOTAL	POLICE AREA													
	San Juan	Arecibo	Ponce	Humacao	Mayagüez	Caguas	Bayamón	Carolina	Guayama	Aguadilla	Utuado	Fajardo	Aibonito	Head-quarters	
Percentage (%)															
Z-test	(R)	(S)	(T)	(U)	(V)	(W)	(X)	(Y)	(Z)	(a)	(b)	(c)	(d)	(e)	
(5) Totally agree	76.6	75.9	81.4	72.8	82.4	81.8	74.4	76.1	72.5	76.2	75.5	75.8	73.3	74.7	78.9
(4) Somewhat agree	21.2	21.5	17.2	25.3	15.7	16.1	22.6	21.0	25.4	20.2	23.0	22.7	22.7	24.2	19.1
(3) Nor agree, nor disagree	1.7	2.1	1.4	0.9	0.9	2.1	1.5	2.4	2.1	2.4	0.7	1.5	2.7	1.0	1.6
(2) Somewhat disagree	0.5	0.5	—	0.9	—	—	0.8	0.5	—	1.2	0.7	—	1.3	—	0.4
(1) Totally disagree	0.1	—	—	—	0.9	—	0.8	—	—	—	—	—	—	—	—
TOP 2 BOX (4, 5)	97.8	97.4	98.6	98.2	98.1	97.9	97.0	97.1	97.9	96.4	98.6	98.5	96.0	99.0	98.0
BOT 2 BOX (1, 2)	0.6	0.5	—	0.9	0.9	—	1.5	0.5	—	1.2	0.7	—	1.3	—	0.4
AVERAGE	4.7	4.7	4.8	4.7	4.8	4.8	4.7	4.7	4.7	4.7	4.7	4.7	4.7	4.7	4.8
Frequency															
(5) Totally agree	1527	145	118	158	89	117	99	156	103	64	105	50	55	74	194
(4) Somewhat agree	422	41	25	55	17	23	30	43	36	17	32	15	17	24	47
(3) Nor agree, nor disagree	33	4	2	2	1	3	2	5	3	2	1	1	2	1	4
(2) Somewhat disagree	9	1	—	2	—	—	1	1	—	1	1	—	1	—	1
(1) Totally disagree	2	—	—	—	1	—	1	—	—	—	—	—	—	—	—
TOP 2 BOX (4, 5)	1949	186	143	213	106	140	129	199	139	81	137	65	72	98	241
BOT 2 BOX (1, 2)	11	1	—	2	1	—	2	1	—	1	1	—	1	—	1
Unweighted Base	1993	191	145	217	108	143	133	205	142	84	139	66	75	99	246

Notes

Z-test = Significant Level 95% - Examined Columns RSTUVWXYZabcde.

** Significantly higher than > 5 police areas.

Q26. And, how much do you agree that the conduct of the PR Police members is reasonable towards the arrested citizens?

RECRUITMENT, SELECTION AND HIRING

Table 27.1

PR Police Has the Conditions and Benefits to Employ Qualified People to Be Officers of the Police Corps

	TOTAL	AGE				GENDER		YEARS IN SERVICE					OFFICE RANK				
		24 - 34 years	35 - 44 years	45 - 54 years	55 - 62 years	Female	Male	0 - 9 years	10 - 14 years	15 - 19 years	20 - 24 years	25 + years	PO	SGT	2 ND LT	1 ST LT	EXO
Percentage (%)																	
Z-test		(B)	(C)	(D)	(E)	(F)	(G)	(H)	(I)	(J)	(K)	(L)	(M)	(N)	(O)	(P)	(Q)
Yes	42.0	41.0	40.0	42.0	46.0	45.0	41.0	39.0	43.0	45.0	42.0	42.0	43.0	40.0	38.0	40.0	49.0
No	58.0	59.0	60.0	58.0	54.0	55.0	59.0	61.0	57.0	55.0	58.0	58.0	57.0	60.0	62.0	60.0	51.0
Frequency																	
Yes	845	34	220	430	161	255	590	31	89	117	194	414	620	104	72	19	30
No	1148	48	326	585	189	306	842	48	117	144	265	574	814	156	119	28	31
Unweighted Base	1993	82	546	1015	350	561	1432	79	206	261	459	988	1434	260	191	47	61

Notes

Z-test = Significant Level 95% - Examined Columns BCDE, FG, HIJK, MNOPQ.

Rank: PO=Police Officer / SGT=Sergeant / 2ND LT=2ND Lieutenant / 1ST LT=1ST Lieutenant / EXO=Executive Officer.

Q27. According to your perception, do you consider that the PR Police has the conditions and benefits to hire qualified people to be members of the police force?

Table 27.2

PR Police Has the Conditions and Benefits to Employ Qualified People to Be Officers of the Police Corps

	TOTAL	POLICE AREA													Head-quarters
		San Juan	Arecibo	Ponce	Humacao	Mayagüez	Caguas	Bayamón	Carolina	Guayama	Aguadilla	Utuaado	Fajardo	Aibonito	
Percentage (%)															
Z-test		(R)	(S)	(T)	(U)	(V)	(W)	(X)	(Y)	(Z)	(a)	(b)	(c)	(d)	(e)
Yes	42.0	44.0 a	40.0	41.0	50.0 VXa	35.0	47.0 Va	37.0	40.0	38.0	31.0	47.0 a	44.0	57.0 **	49.0 VXa
No	58.0	56.0 d	60.0 d	59.0 d	50.0	65.0 UWde	53.0	63.0 Ude	60.0 d	62.0 d	69.0 **	53.0	56.0	43.0	51.0
Frequency															
Yes	845	84	58	88	54	50	62	76	57	32	43	31	33	56	121
No	1148	107	87	129	54	93	71	129	85	52	96	35	42	43	125
Unweighted Base	1993	191	145	217	108	143	133	205	142	84	139	66	75	99	246

Notes

Z-test = Significant Level 95% - Examined Columns RSTUVWXYZabcde.

** Significantly higher than > 5 police areas.

Q27. According to your perception, do you consider that the PR Police has the conditions and benefits to hire qualified people to be members of the police force?

Table 28.1

PR Police Recruits Candidates with the Right Characteristics to Promote the Philosophy of Community Policing and the Protection of Civil Rights

	TOTAL	AGE				GENDER		YEARS IN SERVICE					OFFICE RANK				
		24 - 34 years	35 - 44 years	45 - 54 years	55 - 62 years	Female	Male	0 - 9 years	10 - 14 years	15 - 19 years	20 - 24 years	25 + years	PO	SGT	2 ND LT	1 ST LT	EXO
Percentage (%)																	
Z-test		(B)	(C)	(D)	(E)	(F)	(G)	(H)	(I)	(J)	(K)	(L)	(M)	(N)	(O)	(P)	(Q)
Yes	69.0	63.0	67.0	70.0	72.0	68.0	70.0	68.0	67.0	67.0	70.0	70.0	69.0	73.0	67.0	66.0	80.0 O
No	31.0	37.0	33.0	30.0	28.0	32.0	30.0	32.0	33.0	33.0	30.0	30.0	31.0	27.0	33.0 Q	34.0	20.0
Frequency																	
Yes	1382	52	368	709	253	380	1002	54	139	175	323	691	985	189	128	31	49
No	611	30	178	306	97	181	430	25	67	86	136	297	449	71	63	16	12
Unweighted Base	1993	82	546	1015	350	561	1432	79	206	261	459	988	1434	260	191	47	61

Notes

Z-test = Significant Level 95% - Examined Columns BCDE, FG, HIJKL, MNOPQ.

Rank: PO=Police Officer / SGT=Sergeant / 2ND LT=2ND Lieutenant / 1ST LT=1ST Lieutenant / EXO=Executive Officer.

Q28. Does the PR Police recruit candidates with the ideal characteristics to promote the philosophy of the community police and the protection of civil rights?

FPM PRPB SURVEY

Table 28.2

PR Police Recruits Candidates with the Right Characteristics to Promote the Philosophy of Community Policing and the Protection of Civil Rights

	TOTAL	POLICE AREA													
	San Juan	Arecibo	Ponce	Humacao	Mayagüez	Caguas	Bayamón	Carolina	Guayama	Aguadilla	Utuaado	Fajardo	Aibonito	Head-quarters	
	Percentage (%)														
Z-test	(R)	(S)	(T)	(U)	(V)	(W)	(X)	(Y)	(Z)	(a)	(b)	(c)	(d)	(e)	
Yes	69.0	68.0	66.0	68.0	74.0	71.0	65.0	68.0	70.0	69.0	64.0	71.0	69.0	65.0	79.0
No	31.0	32.0	34.0	32.0	26.0	29.0	35.0	32.0	30.0	31.0	36.0	29.0	31.0	35.0	21.0
	Frequency														
Yes	1382	129	95	147	80	102	86	140	99	58	89	47	52	64	194
No	611	62	50	70	28	41	47	65	43	26	50	19	23	35	52
Unweighted Base	1993	191	145	217	108	143	133	205	142	84	139	66	75	99	246

Notes

Z-test = Significant Level 95% - Examined Columns RSTUVWXYZabcde.

** Significantly higher than > 5 police areas.

Q28. Does the PR Police recruit candidates with the ideal characteristics to promote the philosophy of the community police and the protection of civil rights?

Table 29.1

PR Police Has an Effective and Attractive Promotional Campaign to Gather the Attention of Various Sectors of the Community for the Recruitment of New Officers

	TOTAL	AGE				GENDER		YEARS IN SERVICE					OFFICE RANK				
	24 - 34 years	35 - 44 years	45 - 54 years	55 - 62 years	Female	Male	0 - 9 years	10 - 14 years	15 - 19 years	20 - 24 years	25 + years	PO	SGT	2 ND LT	1 ST LT	EXO	
	Percentage (%)																
Z-test	(B)	(C)	(D)	(E)	(F)	(G)	(H)	(I)	(J)	(K)	(L)	(M)	(N)	(O)	(P)	(Q)	
Yes	31.0	28.0	30.0	30.0	37.0	34.0	30.0	25.0	31.0	31.0	33.0	31.0	31.0	32.0	31.0	26.0	43.0
No	69.0	72.0	70.0	70.0	63.0	66.0	70.0	75.0	69.0	69.0	67.0	69.0	69.0	68.0	69.0	74.0	57.0
	Frequency																
Yes	620	23	165	304	128	193	427	20	64	80	150	306	441	82	59	12	26
No	1373	59	381	711	222	368	1005	59	142	181	309	682	993	178	132	35	35
Unweighted Base	1993	82	546	1015	350	561	1432	79	206	261	459	988	1434	260	191	47	61

Notes

Z-test = Significant Level 95% - Examined Columns BCDE, FG, HIJKL, MNOPO.

Rank: PO=Police Officer / SGT=Sergeant / 2ND LT=2ND Lieutenant / 1ST LT=1ST Lieutenant / EXO=Executive Officer.

Q29. Do you consider that the PR Police has an effective and attractive promotional campaign to draw the attention of various sectors of the community for the recruitment of new members?

Table 29.2

PR Police Has an Effective and Attractive Promotional Campaign to Gather the Attention of Various Sectors of the Community for the Recruitment of New Officers

	TOTAL	POLICE AREA													
	San Juan	Arecibo	Ponce	Humacao	Mayagüez	Caguas	Bayamón	Carolina	Guayama	Aguadilla	Utuaado	Fajardo	Aibonito	Head-quarters	
	Percentage (%)														
Z-test	(R)	(S)	(T)	(U)	(V)	(W)	(X)	(Y)	(Z)	(a)	(b)	(c)	(d)	(e)	
Yes	31.0	28.0	25.0	28.0	39.0	24.0	38.0	22.0	31.0	31.0	20.0	36.0	33.0	42.0	44.0
No	69.0	72.0	75.0	72.0	61.0	76.0	62.0	78.0	69.0	69.0	80.0	64.0	67.0	58.0	56.0
	Frequency														
Yes	620	53	36	60	42	34	51	46	44	26	28	24	25	42	109
No	1373	138	109	157	66	109	82	159	98	58	111	42	50	57	137
Unweighted Base	1993	191	145	217	108	143	133	205	142	84	139	66	75	99	246

Notes

Z-test = Significant Level 95% - Examined Columns RSTUVWXYZabcde.

** Significantly higher than > 5 police areas.

Q29. Do you consider that the PR Police has an effective and attractive promotional campaign to draw the attention of various sectors of the community for the recruitment of new members?

Table 30.1

PR Police Has the Necessary Incentives, Conditions, and Initiatives to Retain its Human Talent

	TOTAL	AGE				GENDER		YEARS IN SERVICE					OFFICE RANK				
		24 - 34 years	35 - 44 years	45 - 54 years	55 - 62 years	Female	Male	0 - 9 years	10 - 14 years	15 - 19 years	20 - 24 years	25 + years	PO	SGT	2 ND LT	1 ST LT	EXO
		Percentage (%)															
Z-test		(B)	(C)	(D)	(E)	(F)	(G)	(H)	(I)	(J)	(K)	(L)	(M)	(N)	(O)	(P)	(Q)
Yes	11.0	15.0	10.0	10.0	13.0	11.0	11.0	13.0	11.0	11.0	10.0	11.0	11.0	10.0	11.0	9.0	5.0
No	89.0	85.0	90.0	90.0	87.0	89.0	89.0	87.0	89.0	89.0	90.0	89.0	89.0	90.0	89.0	91.0	95.0
		Frequency															
Yes	216	12	53	106	45	62	154	10	23	30	47	106	163	25	21	4	3
No	1777	70	493	909	305	499	1278	69	183	231	412	882	1271	235	170	43	58
Unweighted Base	1993	82	546	1015	350	561	1432	79	206	261	459	988	1434	260	191	47	61

Notes

Z-test = Significant Level 95% - Examined Columns BCDE, FG, HIJKL, MNOPQ.

Rank: PO=Police Officer / SGT=Sergeant / 2ND LT=2ND Lieutenant / 1ST LT=1ST Lieutenant / EXO=Executive Officer.

Q30. And, do you consider that the Puerto Rico Police Bureau has the incentives, conditions, and initiatives necessary to retain its human talent?

Table 30.2

PR Police Has the Necessary Incentives, Conditions, and Initiatives to Retain its Human Talent

	TOTAL	POLICE AREA													Head-quarters	
		San Juan	Arecibo	Ponce	Humacao	Mayagüez	Caguas	Bayamón	Carolina	Guayama	Aguadilla	Utuaado	Fajardo	Aibonito		
		Percentage (%)														
Z-test		(R)	(S)	(T)	(U)	(V)	(W)	(X)	(Y)	(Z)	(a)	(b)	(c)	(d)	(e)	
Yes	11.0	9.0	8.0	12.0	16.0	6.0	19.0	6.0	11.0	10.0	6.0	8.0	11.0	21.0	13.0	
				X	VXa		**							**	VXa	
No	89.0	91.0	92.0	88.0	84.0	94.0	81.0	94.0	89.0	90.0	94.0	92.0	89.0	79.0	87.0	
		Wd	Wd	d		UWde		TUWde	d	d	UWde	Wd				
		Frequency														
Yes	216	17	12	26	17	9	25	12	16	8	8	5	8	21	32	
No	1777	174	133	191	91	134	108	193	126	76	131	61	67	78	214	
Unweighted Base	1993	191	145	217	108	143	133	205	142	84	139	66	75	99	246	

Notes

Z-test = Significant Level 95% - Examined Columns RSTUVWXYZabcde.

** Significantly higher than > 5 police areas.

Q30. And, do you consider that the Puerto Rico Police Bureau has the incentives, conditions, and initiatives necessary to retain its human talent?

POLICIES AND PROCEDURES

Table 31.1

Level of Agreement that the PR Police Has Well-defined Policies, Protocols and Procedure Manuals, Which Contain in Detail the Functions and Obligations of Each Operational Unit/Division of the Police

	TOTAL	AGE				GENDER		YEARS IN SERVICE					OFFICE RANK				
		24 - 34 years	35 - 44 years	45 - 54 years	55 - 62 years	Female	Male	0 - 9 years	10 - 14 years	15 - 19 years	20 - 24 years	25 + years	PO	SGT	2 ND LT	1 ST LT	EXO
Percentage (%)																	
Z-test	(B)	(C)	(D)	(E)	(F)	(G)	(H)	(I)	(J)	(K)	(L)	(M)	(N)	(O)	(P)	(Q)	
(5) Totally agree	45.6	40.2	41.6	46.1	51.4	41.4	47.2	45.6	40.3	44.1	43.4	48.1	43.2	49.6	54.5	42.6	57.4
(4) Somewhat agree	38.5	42.7	38.8	39.0	35.4	41.7	37.2	38.0	39.3	40.6	40.1	37.0	39.6	36.5	36.6	40.4	24.6
(3) Nor agree, nor disagree	7.5	7.3	9.5	7.3	5.1	7.8	7.4	8.9	8.3	6.9	9.2	6.7	8.5	6.2	3.7	2.1	6.6
(2) Somewhat disagree	5.3	4.9	6.2	5.1	4.6	6.2	5.0	3.8	6.8	4.6	4.8	5.6	5.4	5.4	3.1	10.6	6.6
(1) Totally disagree	3.1	4.9	3.8	2.5	3.4	2.9	3.2	3.8	5.3	3.8	2.6	2.6	3.3	2.3	2.1	4.3	4.9
TOP 2 BOX (4, 5)	84.0	82.9	80.4	85.1	86.9	83.1	84.4	83.5	79.6	84.7	83.4	85.1	82.8	86.2	91.1	83.0	82.0
BOT 2 BOX (1, 2)	8.4	9.8	10.1	7.6	8.0	9.1	8.2	7.6	12.1	8.4	7.4	8.2	8.6	7.7	5.2	14.9	11.5
AVERAGE	4.2	4.1	4.1	4.2	4.3	4.1	4.2	4.2	4.0	4.2	4.2	4.2	4.1	4.3	4.4	4.1	4.2
Frequency																	
(5) Totally agree	908	33	227	468	180	232	676	36	83	115	199	475	620	129	104	20	35
(4) Somewhat agree	767	35	212	396	124	234	533	30	81	106	184	366	568	95	70	19	15
(3) Nor agree, nor disagree	150	6	52	74	18	44	106	7	17	18	42	66	122	16	7	1	4
(2) Somewhat disagree	106	4	34	52	16	35	71	3	14	12	22	55	77	14	6	5	4
(1) Totally disagree	62	4	21	25	12	16	46	3	11	10	12	26	47	6	4	2	3
TOP 2 BOX (4, 5)	1675	68	439	864	304	466	1209	66	164	221	383	841	1188	224	174	39	50
BOT 2 BOX (1, 2)	168	8	55	77	28	51	117	6	25	22	34	81	124	20	10	7	7
Unweighted Base	1993	82	546	1015	350	561	1432	79	206	261	459	988	1434	260	191	47	61

Notes

Z-test = Significant Level 95% - Examined Columns BCDE, FG, HIJKL, MNOPO.

Rank: PO=Police Officer / SGT=Sergeant / 2ND LT=2ND Lieutenant / 1ST LT=1ST Lieutenant / EXO=Executive Officer.

Q31. How much do you agree that the PR Police has well-defined policies, protocols, and procedural manuals that contain in detail the functions and obligations of each unit/operational division of the police?

FPM PRPB SURVEY

Table 31.2

Level of Agreement that the PR Police Has Well-defined Policies, Protocols and Procedure Manuals, Which Contain in Detail the Functions and Obligations of Each Operational Unit/Division of the Police

	TOTAL	POLICE AREA													
	San Juan	Arecibo	Ponce	Humacao	Mayagüez	Caguas	Bayamón	Carolina	Guayama	Aguadilla	Utuaado	Fajardo	Aibonito	Head-quarters	
	Percentage (%)														
Z-test	(R)	(S)	(T)	(U)	(V)	(W)	(X)	(Y)	(Z)	(a)	(b)	(c)	(d)	(e)	
(5) Totally agree	45.6	46.1	46.2	41.5	47.2	49.0	48.1	42.0	47.2	45.2	37.4	50.0	42.7	52.5	48.0
(4) Somewhat agree	38.5	37.7	40.0	42.9	40.7	32.9	33.1	38.0	37.3	40.5	44.6	39.4	41.3	37.4	35.8
(3) Nor agree, nor disagree	7.5	6.3	9.0	5.1	4.6	7.7	6.8	10.2	8.5	9.5	6.5	7.6	9.3	5.1	8.9
(2) Somewhat disagree	5.3	5.8	3.4	7.4	4.6	6.3	9.0	6.8	4.9	—	5.0	1.5	4.0	5.1	4.5
(1) Totally disagree	3.1	4.2	1.4	3.2	2.8	4.2	3.0	2.9	2.1	4.8	6.5	1.5	2.7	—	2.8
TOP 2 BOX (4, 5)	84.0	83.8	86.2	84.3	88.0	81.8	81.2	80.0	84.5	85.7	82.0	89.4	84.0	89.9	83.7
BOT 2 BOX (1, 2)	8.4	9.9	4.8	10.6	7.4	10.5	12.0	9.8	7.0	4.8	11.5	3.0	6.7	5.1	7.3
AVERAGE	4.2	4.2	4.3	4.1	4.3	4.2	4.1	4.1	4.2	4.2	4.0	4.4	4.2	4.4	4.2
	Frequency														
(5) Totally agree	908	88	67	90	51	70	64	86	67	38	52	33	32	52	118
(4) Somewhat agree	767	72	58	93	44	47	44	78	53	34	62	26	31	37	88
(3) Nor agree, nor disagree	150	12	13	11	5	11	9	21	12	8	9	5	7	5	22
(2) Somewhat disagree	106	11	5	16	5	9	12	14	7	—	7	1	3	5	11
(1) Totally disagree	62	8	2	7	3	6	4	6	3	4	9	1	2	—	7
TOP 2 BOX (4, 5)	1675	160	125	183	95	117	108	164	120	72	114	59	63	89	206
BOT 2 BOX (1, 2)	168	19	7	23	8	15	16	20	10	4	16	2	5	5	18
Unweighted Base	1993	191	145	217	108	143	133	205	142	84	139	66	75	99	246

Notes

Z-test = Significant Level 95% - Examined Columns RSTUVWXYZabcde.

** Significantly higher than > 5 police areas.

Q31. How much do you agree that the PR Police has well-defined policies, protocols, and procedural manuals that contain in detail the functions and obligations of each unit/operational division of the police?

Table 32.1

Those Responsible for Developing PR Police Policies Take into Consideration the Opinion and Suggestions of the Police Officers

	TOTAL	AGE				GENDER		YEARS IN SERVICE					OFFICE RANK				
	24 - 34 years	35 - 44 years	45 - 54 years	55 - 62 years	Female	Male	0 - 9 years	10 - 14 years	15 - 19 years	20 - 24 years	25 + years	PO	SGT	2 ND LT	1 ST LT	EXO	
	Percentage (%)																
Z-test	(B)	(C)	(D)	(E)	(F)	(G)	(H)	(I)	(J)	(K)	(L)	(M)	(N)	(O)	(P)	(Q)	
Yes	23.0	23.0	23.0	21.0	27.0	22.0	23.0	23.0	19.0	27.0	23.0	22.0	21.0	22.0	30.0	21.0	36.0
No	77.0	77.0	77.0	79.0	73.0	78.0	77.0	77.0	81.0	73.0	77.0	78.0	79.0	78.0	70.0	79.0	64.0
	Frequency																
Yes	452	19	127	211	95	123	329	18	40	70	105	219	305	58	57	10	22
No	1541	63	419	804	255	438	1103	61	166	191	354	769	1129	202	134	37	39
Unweighted Base	1993	82	546	1015	350	561	1432	79	206	261	459	988	1434	260	191	47	61

Notes

Z-test = Significant Level 95% - Examined Columns BCDE, FG, HIJKL, MNOPO.

Rank: PO=Police Officer / SGT=Sergeant / 2ND LT=2ND Lieutenant / 1ST LT=1ST Lieutenant / EXO=Executive Officer.

Q32. Do those responsible for developing the policies of the PR Police take into consideration the opinion and suggestions of the members of the police force?

Table 32.2

Those Responsible for Developing PR Police Policies Take into Consideration the Opinion and Suggestions of the Police Officers

	TOTAL	POLICE AREA													
	San Juan	Arecibo	Ponce	Humacao	Mayagüez	Caguas	Bayamón	Carolina	Guayama	Aguadilla	Utuaado	Fajardo	Aibonito	Head-quarters	
	Percentage (%)														
Z-test	(R)	(S)	(T)	(U)	(V)	(W)	(X)	(Y)	(Z)	(a)	(b)	(c)	(d)	(e)	
Yes	23.0	20.0	23.0	22.0	26.0	20.0	19.0	17.0	20.0	20.0	17.0	29.0	20.0	25.0	36.0
No	77.0	80.0	77.0	78.0	74.0	80.0	81.0	83.0	80.0	80.0	83.0	71.0	80.0	75.0	64.0
	Frequency														
Yes	452	39	33	48	28	28	25	35	28	17	24	19	15	25	88
No	1541	152	112	169	80	115	108	170	114	67	115	47	60	74	158
Unweighted Base	1993	191	145	217	108	143	133	205	142	84	139	66	75	99	246

Notes

Z-test = Significant Level 95% - Examined Columns RSTUVWXYZabcde.

** Significantly higher than > 5 police areas.

Q32. Do those responsible for developing the policies of the PR Police take into consideration the opinion and suggestions of the members of the police force?

Table 33.1

PR Police Provides Sufficient Training and Resources to Collect, Analyze and Disseminate Data that Is Useful to Officers and Supervisors in Their Daily Operations and Decision-Making

	TOTAL	AGE				GENDER		YEARS IN SERVICE					OFFICE RANK				
	24 - 34 years	35 - 44 years	45 - 54 years	55 - 62 years	Female	Male	0 - 9 years	10 - 14 years	15 - 19 years	20 - 24 years	25 + years	PO	SGT	2 ND LT	1 ST LT	EXO	
	Percentage (%)																
Z-test	(B)	(C)	(D)	(E)	(F)	(G)	(H)	(I)	(J)	(K)	(L)	(M)	(N)	(O)	(P)	(Q)	
Yes	53.0	46.0	50.0	54.0	59.0	54.0	53.0	56.0	48.0	55.0	49.0	56.0	53.0	52.0	55.0	47.0	67.0
No	47.0	54.0	50.0	46.0	41.0	46.0	47.0	44.0	52.0	45.0	51.0	44.0	47.0	48.0	45.0	53.0	33.0
	Frequency																
Yes	1066	38	271	552	205	301	765	44	99	144	224	555	763	134	106	22	41
No	927	44	275	463	145	260	667	35	107	117	235	433	671	126	85	25	20
Unweighted Base	1993	82	546	1015	350	561	1432	79	206	261	459	988	1434	260	191	47	61

Notes

Z-test = Significant Level 95% - Examined Columns BCDE, FG, HIJKL, MNOPQ.

Rank: PO=Police Officer / SGT=Sergeant / 2ND LT=2ND Lieutenant / 1ST LT=1ST Lieutenant / EXO=Executive Officer.

Q33. Does the PR Police provide sufficient training and resources to collect, analyze and disseminate data that are useful to officers and supervisors in their daily operations and decision making?

Table 33.2

PR Police Provides Sufficient Training and Resources to Collect, Analyze and Disseminate Data that Is Useful to Officers and Supervisors in Their Daily Operations and Decision-Making

	TOTAL	POLICE AREA													
	San Juan	Arecibo	Ponce	Humacao	Mayagüez	Caguas	Bayamón	Carolina	Guayama	Aguadilla	Utuaado	Fajardo	Aibonito	Head-quarters	
	Percentage (%)														
Z-test	(R)	(S)	(T)	(U)	(V)	(W)	(X)	(Y)	(Z)	(a)	(b)	(c)	(d)	(e)	
Yes	53.0	47.0	48.0	54.0	51.0	57.0	53.0	49.0	54.0	54.0	45.0	53.0	55.0	71.0	62.0
No	47.0	53.0	52.0	46.0	49.0	43.0	47.0	51.0	46.0	46.0	55.0	47.0	45.0	29.0	38.0
	Frequency														
Yes	1066	89	70	118	55	81	71	100	76	45	63	35	41	70	152
No	927	102	75	99	53	62	62	105	66	39	76	31	34	29	94
Unweighted Base	1993	191	145	217	108	143	133	205	142	84	139	66	75	99	246

Notes

Z-test = Significant Level 95% - Examined Columns RSTUVWXYZabcde.

** Significantly higher than > 5 police areas.

Q33. Does the PR Police provide sufficient training and resources to collect, analyze and disseminate data that are useful to officers and supervisors in their daily operations and decision making?

TRAININGS

Table 34.1

PR Police Provides Sufficient Training Each Year to the Police Corps So that They Can Exercise Their Functions in an Up-to-date, Professional Manner, and within the Framework of Their Authority

	TOTAL	AGE				GENDER		YEARS IN SERVICE					OFFICE RANK				
		24 - 34 years	35 - 44 years	45 - 54 years	55 - 62 years	Female	Male	0 - 9 years	10 - 14 years	15 - 19 years	20 - 24 years	25 + years	PO	SGT	2 ND LT	1 ST LT	EXO
Percentage (%)																	
Z-test		(B)	(C)	(D)	(E)	(F)	(G)	(H)	(I)	(J)	(K)	(L)	(M)	(N)	(O)	(P)	(Q)
Yes	82.0	70.0	76.0	85.0	85.0	84.0	81.0	71.0	74.0	82.0	80.0	85.0	81.0	80.0	86.0	85.0	89.0
No	18.0	30.0	24.0	15.0	15.0	16.0	19.0	29.0	26.0	18.0	20.0	15.0	19.0	20.0	14.0	15.0	11.0
Frequency																	
Yes	1630	57	413	863	297	471	1159	56	152	214	368	840	1163	209	164	40	54
No	363	25	133	152	53	90	273	23	54	47	91	148	271	51	27	7	7
Unweighted Base	1993	82	546	1015	350	561	1432	79	206	261	459	988	1434	260	191	47	61

Notes
 Z-test = Significant Level 95% - Examined Columns BCDE, FG, HIJKL, MNOPQ.
 Rank: PO=Police Officer / SGT=Sergeant / 2ND LT=2ND Lieutenant / 1ST LT=1ST Lieutenant / EXO=Executive Officer.
 Q34. Do you consider that the PR Police provides sufficient training each year to the members of the police force so that they can carry out their functions in an up-to-date, professional manner, and within the framework of their authority?

Table 34.2

PR Police Provides Sufficient Training Each Year to the Police Corps So that They Can Exercise Their Functions in an Up-to-date, Professional Manner, and within the Framework of Their Authority

	TOTAL	POLICE AREA														Head-quarters
		San Juan	Arecibo	Ponce	Humacao	Mayagüez	Caguas	Bayamón	Carolina	Guayama	Aguadilla	Utuaado	Fajardo	Aibonito		
Percentage (%)																
Z-test		(R)	(S)	(T)	(U)	(V)	(W)	(X)	(Y)	(Z)	(a)	(b)	(c)	(d)	(e)	
Yes	82.0	81.0	83.0	83.0	86.0	80.0	75.0	77.0	79.0	86.0	76.0	83.0	87.0	89.0	86.0	
No	18.0	19.0	17.0	17.0	14.0	20.0	25.0	23.0	21.0	14.0	24.0	17.0	13.0	11.0	14.0	
Frequency																
Yes	1630	154	121	180	93	115	100	157	112	72	106	55	65	88	212	
No	363	37	24	37	15	28	33	48	30	12	33	11	10	11	34	
Unweighted Base	1993	191	145	217	108	143	133	205	142	84	139	66	75	99	246	

Notes
 Z-test = Significant Level 95% - Examined Columns RSTUVWXYZabcde.
 ** Significantly higher than > 5 police areas.
 Q34. Do you consider that the PR Police provides sufficient training each year to the members of the police force so that they can carry out their functions in an up-to-date, professional manner, and within the framework of their authority?

Table 35.1

PR Police Officers Are Trained to Offer Services to People with Disabilities

	TOTAL	AGE				GENDER		YEARS IN SERVICE					OFFICE RANK				
		24 - 34 years	35 - 44 years	45 - 54 years	55 - 62 years	Female	Male	0 - 9 years	10 - 14 years	15 - 19 years	20 - 24 years	25 + years	PO	SGT	2 ND LT	1 ST LT	EXO
Percentage (%)																	
Z-test		(B)	(C)	(D)	(E)	(F)	(G)	(H)	(I)	(J)	(K)	(L)	(M)	(N)	(O)	(P)	(Q)
Yes	19.0	17.0	19.0	18.0	21.0	14.0	21.0	18.0	21.0	21.0	16.0	19.0	20.0	17.0	15.0	19.0	16.0
No	81.0	83.0	81.0	82.0	79.0	86.0	79.0	82.0	79.0	79.0	84.0	81.0	80.0	83.0	85.0	81.0	84.0
Frequency																	
Yes	375	14	106	182	73	80	295	14	43	54	75	189	284	44	28	9	10
No	1618	68	440	833	277	481	1137	65	163	207	384	799	1150	216	163	38	51
Unweighted Base	1993	82	546	1015	350	561	1432	79	206	261	459	988	1434	260	191	47	61

Notes
 Z-test = Significant Level 95% - Examined Columns BCDE, FG, HIJKL, MNOPQ.
 Rank: PO=Police Officer / SGT=Sergeant / 2ND LT=2ND Lieutenant / 1ST LT=1ST Lieutenant / EXO=Executive Officer.
 Q35. Do you think that the members of the PR Police are trained to offer services to people with disabilities (deaf, blind, mobility, etc.)?

FPM PRPB SURVEY

Table 35.2

PR Police Officers Are Trained to Offer Services to People with Disabilities

	TOTAL	POLICE AREA													
	San Juan	Arecibo	Ponce	Humacao	Mayagüez	Caguas	Bayamón	Carolina	Guayama	Aguadilla	Utua	Fajardo	Aibonito	Head-quarters	
	Percentage (%)														
Z-test	(R)	(S)	(T)	(U)	(V)	(W)	(X)	(Y)	(Z)	(a)	(b)	(c)	(d)	(e)	
Yes	19.0	21.0 a	14.0	18.0	17.0	20.0 a	23.0 a	17.0	17.0	18.0	11.0	17.0	15.0	22.0 a	26.0 **
No	81.0	79.0	86.0 e	82.0 e	83.0 e	80.0	77.0	83.0 e	83.0 e	82.0	89.0 RVWde	83.0	85.0 e	78.0	74.0
	Frequency														
Yes	375	40	21	40	18	28	31	34	24	15	15	11	11	22	65
No	1618	151	124	177	90	115	102	171	118	69	124	55	64	77	181
Unweighted Base	1993	191	145	217	108	143	133	205	142	84	139	66	75	99	246

Notes

Z-test = Significant Level 95% - Examined Columns RSTUVWXYZabcde.

** Significantly higher than > 5 police areas.

Q35. Do you think that the members of the PR Police are trained to offer services to people with disabilities (deaf, blind, mobility, etc.)?

Table 36.1

Level of Agreement that Instructors Who Provide Training to PR Police Officers Use Appropriate Methods to Promote Their Learning and Training

	TOTAL	AGE				GENDER		YEARS IN SERVICE					OFFICE RANK				
		24 - 34 years	35 - 44 years	45 - 54 years	55 - 62 years	Female	Male	0 - 9 years	10 - 14 years	15 - 19 years	20 - 24 years	25 + years	PO	SGT	2 ND LT	1 ST LT	EXO
	Percentage (%)																
Z-test	(B)	(C)	(D)	(E)	(F)	(G)	(H)	(I)	(J)	(K)	(L)	(M)	(N)	(O)	(P)	(Q)	
(5) Totally agree	47.0	36.6	45.1	47.8	50.3 B	45.3	47.7	34.2	49.5 H	49.0 H	44.2 H	48.3	47.4	46.5	45.5	44.7	47.5
(4) Somewhat agree	38.4	39.0	37.9	38.3	39.4	39.0	38.2	40.5	35.0	36.8	38.1	39.6	37.5	39.6	43.5	42.6	36.1
(3) Nor agree, nor disagree	7.4	15.9 DE	9.2 E	6.9	4.3	9.1	6.8	16.5 IKL	5.8	10.0 L	8.3	6.0	7.9	8.1	4.2	6.4	3.3
(2) Somewhat disagree	4.8	4.9	5.3	4.7	4.3	5.5	4.5	6.3	5.8	3.4	6.5 L	4.0	5.4 N	1.5	5.2 N	2.1	6.6 N
(1) Totally disagree	2.0	3.7	2.2	1.9	1.7	1.1	2.4	2.5	3.9 J	0.8	2.0	1.9	1.5 M	3.8	1.6	4.3	6.6 MO
Don't know	0.3	—	0.4	0.4	—	—	0.4	—	—	—	0.9	0.2	0.3	0.4	—	—	—
TOP 2 BOX (4, 5)	85.4	75.6	83.0	86.1	89.7 B BC	84.3	85.9	74.7	84.5	85.8 H	82.4	87.9 HK	84.9	86.2	89.0	87.2	83.6
BOT 2 BOX (1, 2)	6.8	8.5	7.5	6.6	6.0	6.6	6.9	8.9	9.7 JL	4.2	8.5 J	6.0	6.8	5.4	6.8	6.4	13.1 N
AVERAGE	4.2	4.0	4.2	4.3 B BC	4.3	4.2	4.3	4.0	4.2	4.3 H	4.2	4.3 HK	4.2	4.2	4.3	4.2	4.1
	Frequency																
(5) Totally agree	937	30	246	485	176	254	683	27	102	128	203	477	679	121	87	21	29
(4) Somewhat agree	766	32	207	389	138	219	547	32	72	96	175	391	538	103	83	20	22
(3) Nor agree, nor disagree	148	13	50	70	15	51	97	13	12	26	38	59	114	21	8	3	2
(2) Somewhat disagree	96	4	29	48	15	31	65	5	12	9	30	40	77	4	10	1	4
(1) Totally disagree	40	3	12	19	6	6	34	2	8	2	9	19	21	10	3	2	4
Don't know	6	—	2	4	—	—	6	—	—	—	4	2	5	1	—	—	—
TOP 2 BOX (4, 5)	1703	62	453	874	314	473	1230	59	174	224	378	868	1217	224	170	41	51
BOT 2 BOX (1, 2)	136	7	41	67	21	37	99	7	20	11	39	59	98	14	13	3	8
Unweighted Base	1993	82	546	1015	350	561	1432	79	206	261	459	988	1434	260	191	47	61

Notes

Z-test = Significant Level 95% - Examined Columns BCDE, FG, HJKL, MNOPQ.

Rank: PO=Police Officer / SGT=Sergeant / 2ND LT=2ND Lieutenant / 1ST LT=1ST Lieutenant / EXO=Executive Officer.

Q36. How much do you agree that the instructors who provide training to members of the PR Police use appropriate methods to promote their learning and training?

FPM PRPB SURVEY

Table 36.2

Level of Agreement that Instructors Who Provide Training to PR Police Officers Use Appropriate Methods to Promote Their Learning and Training

	POLICE AREA															Head-quarters
	TOTAL	San Juan	Arecibo	Ponce	Humacao	Mayagüez	Caguas	Bayamón	Carolina	Guayama	Aguadilla	Utua	Fajardo	Aibonito		
Percentage (%)																
Z-test	(R)	(S)	(T)	(U)	(V)	(W)	(X)	(Y)	(Z)	(a)	(b)	(c)	(d)	(e)		
(5) Totally agree	47.0	46.6	60.0 **	45.6	56.5 WYac	48.3	43.6	44.9	38.7	54.8 Yac	38.8	48.5	36.0	56.6 Yac	45.5	
(4) Somewhat agree	38.4	39.3	31.7	38.2	32.4	36.4	39.1	39.0	38.7	38.1	46.8 SUe	40.9	50.7 SUVe	37.4	36.2	
(3) Nor agree, nor disagree	7.4	8.4 d	3.4	9.2 Sd	4.6	9.1 Sd	4.5	9.3 Sd	14.8 **	4.8	5.0	6.1	9.3 d	2.0	7.7 d	
(2) Somewhat disagree	4.8	2.6	3.4	5.5	4.6	3.5	8.3 Rd	4.9	5.6	2.4	5.8	3.0	4.0	1.0	7.7 Rd	
(1) Totally disagree	2.0	3.1	1.4	0.9	1.9	2.1	3.8	2.0	2.1	—	1.4	1.5	—	3.0	2.8	
Don't know	0.3	—	—	0.5	—	0.7	0.8	—	—	—	2.2 RXe	—	—	—	—	
TOP 2 BOX (4, 5)	85.4	85.9 Y	91.7 TWXYe	83.9	88.9 Y	84.6	82.7	83.9	77.5	92.9 TWXYe	85.6	89.4 Y	86.7	93.9 **	81.7	
BOT 2 BOX (1, 2)	6.8	5.8	4.8	6.5	6.5	5.6	12.0 RSZd	6.8	7.7	2.4	7.2	4.5	4.0	4.0	10.6 SZ	
AVERAGE	4.2	4.2	4.5 **	4.2	4.4 Ye	4.3	4.1	4.2	4.1	4.5 **	4.2	4.3	4.2	4.4 **	4.1	
Frequency																
(5) Totally agree	937	89	87	99	61	69	58	92	55	46	54	32	27	56	112	
(4) Somewhat agree	766	75	46	83	35	52	52	80	55	32	65	27	38	37	89	
(3) Nor agree, nor disagree	148	16	5	20	5	13	6	19	21	4	7	4	7	2	19	
(2) Somewhat disagree	96	5	5	12	5	5	11	10	8	2	8	2	3	1	19	
(1) Totally disagree	40	6	2	2	2	3	5	4	3	—	2	1	—	3	7	
Don't know	6	—	—	1	—	1	1	—	—	—	3	—	—	—	—	
TOP 2 BOX (4, 5)	1703	164	133	182	96	121	110	172	110	78	119	59	65	93	201	
BOT 2 BOX (1, 2)	136	11	7	14	7	8	16	14	11	2	10	3	3	4	26	
Unweighted Base	1993	191	145	217	108	143	133	205	142	84	139	66	75	99	246	

Notes

Z-test = Significant Level 95% - Examined Columns RSTUVWXYZabcde.

** Significantly higher than > 5 police areas.

Q36. How much do you agree that the instructors who provide training to members of the PR Police use appropriate methods to promote their learning and training?

Table 37.1

PR Police Provides Training to Implement the Policies or Regulations Governing Interventions with Foreign or Non-citizen Persons

	OFFICE RANK															EXO	
	TOTAL	AGE				GENDER		YEARS IN SERVICE					PO	SGT	2 ND LT		1 ST LT
		24 - 34 years	35 - 44 years	45 - 54 years	55 - 62 years	Female	Male	0 - 9 years	10 - 14 years	15 - 19 years	20 - 24 years	25 + years					
Percentage (%)																	
Z-test	(B)	(C)	(D)	(E)	(F)	(G)	(H)	(I)	(J)	(K)	(L)	(M)	(N)	(O)	(P)	(Q)	
Yes	76.0	66.0	70.0	78.0 BC	83.0 BC	74.0	77.0	72.0	70.0	71.0	75.0	79.0 IJ	75.0	75.0	81.0	91.0 MN	80.0
No	24.0	34.0 DE	30.0 DE	22.0	17.0	26.0	23.0	28.0	30.0 L	29.0 L	25.0	21.0	25.0 P	25.0 P	19.0	9.0	20.0
Frequency																	
Yes	1517	54	380	794	289	414	1103	57	144	186	345	785	1074	196	155	43	49
No	476	28	166	221	61	147	329	22	62	75	114	203	360	64	36	4	12
Unweighted Base	1993	82	546	1015	350	561	1432	79	206	261	459	988	1434	260	191	47	61

Notes

Z-test = Significant Level 95% - Examined Columns BCDE, FG, HIJKL, MNOPQ.

Rank: PO=Police Officer / SGT=Sergeant / 2ND LT=2ND Lieutenant / 1ST LT=1ST Lieutenant / EXO=Executive Officer.

Q37. Has the PR Police provided adequate training to implement the policies or regulations that govern interventions with foreigners or non-citizens?

FPM PRPB SURVEY

Table 37.2

PR Police Provides Training to Implement the Policies or Regulations Governing Interventions with Foreign or Non-citizen Persons

	TOTAL	POLICE AREA													
	San Juan	Arecibo	Ponce	Humacao	Mayagüez	Caguas	Bayamón	Carolina	Guayama	Aguadilla	Utuaado	Fajardo	Aibonito	Head-quarters	
	Percentage (%)														
Z-test	(R)	(S)	(T)	(U)	(V)	(W)	(X)	(Y)	(Z)	(a)	(b)	(c)	(d)	(e)	
Yes	76.0	73.0	71.0	75.0	78.0	73.0	86.0	73.0	75.0	80.0	73.0	82.0	69.0	83.0	79.0
No	24.0	27.0	29.0	25.0	22.0	27.0	14.0	27.0	25.0	20.0	27.0	18.0	31.0	17.0	21.0
		W	Wd	W		W		W	W		W		Wd		
	Frequency														
Yes	1517	140	103	163	84	104	114	150	107	67	102	54	52	82	195
No	476	51	42	54	24	39	19	55	35	17	37	12	23	17	51
Unweighted Base	1993	191	145	217	108	143	133	205	142	84	139	66	75	99	246

Notes

Z-test = Significant Level 95% - Examined Columns RSTUVWXYZabcde.

** Significantly higher than > 5 police areas.

Q37. Has the PR Police provided adequate training to implement the policies or regulations that govern interventions with foreigners or non-citizens?

Table 38.1

Resources that the PR Police Have Provided Its Officers So They Can Do Their Job Effectively

	TOTAL	AGE				GENDER		YEARS IN SERVICE					OFFICE RANK				
		24 - 34 years	35 - 44 years	45 - 54 years	55 - 62 years	Female	Male	0 - 9 years	10 - 14 years	15 - 19 years	20 - 24 years	25 + years	PO	SGT	2 ND LT	1 ST LT	EXO
	Percentage (%)																
Z-test	(B)	(C)	(D)	(E)	(F)	(G)	(H)	(I)	(J)	(K)	(L)	(M)	(N)	(O)	(P)	(Q)	
(1) Have received training, but do not have the right equipment	52.0	52.0	53.0	53.0	49.0	50.0	53.0	57.0	49.0	57.0	54.0	50.0	54.0	49.0	51.0	57.0	25.0
(2) Have not received training, but have the right equipment	41.0	39.0	40.0	41.0	44.0	44.0	40.0	38.0	44.0	37.0	39.0	43.0	40.0	42.0	43.0	36.0	67.0
(3) Have received the training and have the right equipment	3.0	5.0	3.0	2.0	3.0	2.0	3.0	3.0	2.0	3.0	3.0	3.0	3.0	3.0	2.0	2.0	5.0
(4) Have not received training, nor do have the right equipment	4.0	4.0	5.0	4.0	4.0	4.0	4.0	3.0	5.0	3.0	4.0	4.0	4.0	5.0	4.0	4.0	3.0
TRAINING (1, 3)	93.0	91.0	92.0	94.0	93.0	94.0	93.0	95.0	93.0	93.0	93.0	93.0	94.0	91.0	94.0	94.0	92.0
RIGHT EQUIPMENT (2, 3)	44.0	44.0	43.0	43.0	47.0	46.0	43.0	41.0	47.0	40.0	42.0	46.0	42.0	45.0	46.0	38.0	72.0
																	MNOP
	Frequency																
(1) Have received training, but do not have the right equipment	1039	43	288	537	171	279	760	45	100	148	248	498	772	128	97	27	15
(2) Have not received training, but have the right equipment	820	32	217	416	155	247	573	30	91	96	178	425	570	109	83	17	41
(3) Have received the training and have the right equipment	53	4	16	24	9	10	43	2	5	8	13	25	36	9	4	1	3
(4) Have not received training, nor do have the right equipment	81	3	25	38	15	25	56	2	10	9	20	40	56	14	7	2	2
TRAINING (1, 3)	1859	75	505	953	326	526	1333	75	191	244	426	923	1342	237	180	44	56
RIGHT EQUIPMENT (2, 3)	873	36	233	440	164	257	616	32	96	104	191	450	606	118	87	18	44
Unweighted Base	1993	82	546	1015	350	561	1432	79	206	261	459	988	1434	260	191	47	61

Notes

Z-test = Significant Level 95% - Examined Columns BCDE, FG, HIJKL, MNOPQ.

Rank: PO=Police Officer / SGT=Sergeant / 2ND LT=2ND Lieutenant / 1ST LT=1ST Lieutenant / EXO=Executive Officer.

Q38. Which of the following alternatives best describes the resources that the PR Police has provided you so that you can carry out your work effectively?

Table 38.2

Resources that the PR Police Have Provided Its Officers So They Can Do Their Job Effectively

	POLICE AREA														Head- quarters
	TOTAL	San Juan	Arecibo	Ponce	Humacao	Mayagüez	Caguas	Bayamón	Carolina	Guayama	Aguadilla	Utuado	Fajardo	Aibonito	
	Percentage (%)														
<i>Z-test</i>		(R)	(S)	(T)	(U)	(V)	(W)	(X)	(Y)	(Z)	(a)	(b)	(c)	(d)	(e)
(1) Have received training, but do not have the right equipment	52.0	53.0 <i>e</i>	52.0 <i>e</i>	51.0 <i>e</i>	53.0 <i>e</i>	51.0 <i>e</i>	50.0 <i>e</i>	57.0 <i>be</i>	59.0 <i>be</i>	56.0 <i>e</i>	63.0 <i>TWbe</i>	41.0	59.0 <i>be</i>	52.0 <i>e</i>	39.0
(2) Have not received training, but have the right equipment	41.0	40.0	43.0 <i>a</i>	42.0 <i>a</i>	42.0	40.0	43.0 <i>a</i>	34.0	35.0	39.0	30.0	55.0 <i>**</i>	35.0	44.0 <i>a</i>	54.0 <i>**</i>
(3) Have received the training and have the right equipment	3.0	3.0	3.0	3.0	2.0	3.0	2.0	3.0	1.0	1.0	2.0	5.0	1.0	2.0	4.0
(4) Have not received training, nor do have the right equipment	4.0	4.0	2.0	4.0	4.0	6.0	5.0	5.0	6.0	4.0	5.0	—	5.0	2.0	3.0
TRAINING (1, 3)	93.0	93.0	95.0	93.0	94.0	91.0	93.0	91.0	94.0	95.0	93.0	95.0	93.0	96.0	93.0
RIGHT EQUIPMENT (2, 3)	44.0	43.0	46.0 <i>a</i>	45.0 <i>a</i>	44.0	43.0	44.0 <i>a</i>	38.0	35.0	40.0	32.0	59.0 <i>**</i>	36.0	46.0 <i>a</i>	57.0 <i>**</i>
	Frequency														
(1) Have received training, but do not have the right equipment	1039	101	76	111	57	73	67	117	84	47	87	27	44	51	97
(2) Have not received training, but have the right equipment	820	76	62	91	45	57	57	70	49	33	42	36	26	44	132
(3) Have received the training and have the right equipment	53	6	4	7	2	5	2	7	1	1	3	3	1	2	9
(4) Have not received training, nor do have the right equipment	81	8	3	8	4	8	7	11	8	3	7	—	4	2	8
TRAINING (1, 3)	1859	177	138	202	102	130	124	187	133	80	129	63	70	95	229
RIGHT EQUIPMENT (2, 3)	873	82	66	98	47	62	59	77	50	34	45	39	27	46	141
Unweighted Base	1993	191	145	217	108	143	133	205	142	84	139	66	75	99	246

Notes

Z-test = Significant Level 95% - Examined Columns *RSTUVWXYZabcde*.

**** Significantly higher than > 5 police areas.

Q38. Which of the following alternatives best describes the resources that the PR Police has provided you so that you can carry out your work effectively?

SUPERVISION AND MANAGEMENT

Table 39.1

PR Police Has an Efficient System in Which Supervisors Can Early Identify Inappropriate Behavior By Police Officers

	TOTAL	AGE				GENDER		YEARS IN SERVICE					OFFICE RANK				
		24 - 34 years	35 - 44 years	45 - 54 years	55 - 62 years	Female	Male	0 - 9 years	10 - 14 years	15 - 19 years	20 - 24 years	25 + years	PO	SGT	2 ND LT	1 ST LT	EXO
Percentage (%)																	
Z-test		(B)	(C)	(D)	(E)	(F)	(G)	(H)	(I)	(J)	(K)	(L)	(M)	(N)	(O)	(P)	(Q)
Yes	41.0	35.0	37.0	41.0	47.0	32.0	44.0	33.0	39.0	40.0	36.0	44.0	37.0	57.0	49.0	47.0	34.0
No	59.0	65.0	63.0	59.0	53.0	68.0	56.0	67.0	61.0	60.0	64.0	56.0	63.0	43.0	51.0	53.0	66.0
Frequency																	
Yes	810	29	203	413	165	182	628	26	80	104	166	434	526	148	93	22	21
No	1183	53	343	602	185	379	804	53	126	157	293	554	908	112	98	25	40
Unweighted Base	1993	82	546	1015	350	561	1432	79	206	261	459	988	1434	260	191	47	61

Notes

Z-test = Significant Level 95% - Examined Columns BCDE, FG, HIJKL, MNOPO.

Rank: PO=Police Officer / SGT=Sergeant / 2ND LT=2ND Lieutenant / 1ST LT=1ST Lieutenant / EXO=Executive Officer.

Q39. According to your perception, do you consider that the PR Police has an efficient system in which supervisors can identify, early, inappropriate behavior of police members?

Table 39.2

PR Police Has an Efficient System in Which Supervisors Can Early Identify Inappropriate Behavior By Police Officers

	TOTAL	POLICE AREA														
		San Juan	Arecibo	Ponce	Humacao	Mayagüez	Caguas	Bayamón	Carolina	Guayama	Aguadilla	Utuaado	Fajardo	Aibonito	Head-quarters	
Percentage (%)																
Z-test		(R)	(S)	(T)	(U)	(V)	(W)	(X)	(Y)	(Z)	(a)	(b)	(c)	(d)	(e)	
Yes	41.0	40.0	32.0	41.0	43.0	44.0	39.0	37.0	39.0	36.0	38.0	44.0	47.0	48.0	46.0	
No	59.0	60.0	68.0	59.0	57.0	56.0	61.0	63.0	61.0	64.0	62.0	56.0	53.0	52.0	54.0	
Frequency																
Yes	810	76	46	88	46	63	52	76	56	30	53	29	35	48	112	
No	1183	115	99	129	62	80	81	129	86	54	86	37	40	51	134	
Unweighted Base	1993	191	145	217	108	143	133	205	142	84	139	66	75	99	246	

Notes

Z-test = Significant Level 95% - Examined Columns RSTUVWXYZabcde.

** Significantly higher than > 5 police areas.

Q39. According to your perception, do you consider that the PR Police has an efficient system in which supervisors can identify, early, inappropriate behavior of police members?

FPM PRPB SURVEY

Table 40.1

Level of Agreement that the PR Police Has the Necessary Number of Qualified Officer Supervisors

	TOTAL	AGE				GENDER		YEARS IN SERVICE					OFFICE RANK				
		24 - 34 years	35 - 44 years	45 - 54 years	55 - 62 years	Female	Male	0 - 9 years	10 - 14 years	15 - 19 years	20 - 24 years	25 + years	PO	SGT	2 ND LT	1 ST LT	EXO
Percentage (%)																	
Z-test	(B)	(C)	(D)	(E)	(F)	(G)	(H)	(I)	(J)	(K)	(L)	(M)	(N)	(O)	(P)	(Q)	
(5) Totally agree	8.9	6.1	9.2	8.1	11.7	7.5	9.5	6.3	9.2	10.7	9.2	8.5	8.7	11.2	11.0	—	4.9
(4) Somewhat agree	26.8	19.5	24.4	28.4	28.0	27.5	26.6	22.8	24.8	27.6	25.3	28.1	28.5	26.9	18.8	21.3	16.4
(3) Nor agree, nor disagree	12.1	14.6	13.2	12.0	10.3	13.4	11.7	19.0	11.7	13.8	12.9	10.9	13.8	8.8	8.4	4.3	4.9
(2) Somewhat disagree	20.4	19.5	20.1	20.5	20.9	20.7	20.3	22.8	17.0	20.7	21.1	20.5	19.7	22.3	20.9	25.5	23.0
(1) Totally disagree	31.7	40.2	33.2	31.0	29.1	31.0	31.9	29.1	37.4	27.2	31.6	31.9	29.2	30.8	40.8	48.9	50.8
TOP 2 BOX (4, 5)	35.8	25.6	33.5	36.5	39.7	34.9	36.1	29.1	34.0	38.3	34.4	36.6	37.2	38.1	29.8	21.3	21.3
BOT 2 BOX (1, 2)	52.1	59.8	53.3	51.5	50.0	51.7	52.2	51.9	54.4	47.9	52.7	52.4	49.0	53.1	61.8	74.5	73.8
AVERAGE	2.6	2.3	2.6	2.6	2.7	2.6	2.6	2.5	2.5	2.7	2.6	2.6	2.7	2.7	2.4	2.0	2.0
Frequency																	
(5) Totally agree	178	5	50	82	41	42	136	5	19	28	42	84	125	29	21	—	3
(4) Somewhat agree	535	16	133	288	98	154	381	18	51	72	116	278	409	70	36	10	10
(3) Nor agree, nor disagree	242	12	72	122	36	75	167	15	24	36	59	108	198	23	16	2	3
(2) Somewhat disagree	407	16	110	208	73	116	291	18	35	54	97	203	283	58	40	12	14
(1) Totally disagree	631	33	181	315	102	174	457	23	77	71	145	315	419	80	78	23	31
TOP 2 BOX (4, 5)	713	21	183	370	139	196	517	23	70	100	158	362	534	99	57	10	13
BOT 2 BOX (1, 2)	1038	49	291	523	175	290	748	41	112	125	242	518	702	138	118	35	45
Unweighted Base	1993	82	546	1015	350	561	1432	79	206	261	459	988	1434	260	191	47	61

Notes

Z-test = Significant Level 95% - Examined Columns BCDE, FG, HIJKL, MNOPO.

Rank: PO=Police Officer / SGT=Sergeant / 2ND LT=2ND Lieutenant / 1ST LT=1ST Lieutenant / EXO=Executive Officer.

Q40. How much do you agree that the PR Police has the necessary number of qualified supervisors?

FPM PRPB SURVEY

Table 40.2

Level of Agreement that the PR Police Has the Necessary Number of Qualified Officer Supervisors

	POLICE AREA														
	TOTAL	San Juan	Arecibo	Ponce	Humacao	Mayagüez	Caguas	Bayamón	Carolina	Guayama	Aguadilla	Utua	Fajardo	Aibonito	Head-quarters
	Percentage (%)														
Z-test	(R)	(S)	(T)	(U)	(V)	(W)	(X)	(Y)	(Z)	(a)	(b)	(c)	(d)	(e)	
(5) Totally agree	8.9	5.8	8.3	12.0	12.0	11.9	7.5	5.9	11.3	3.6	6.5	6.1	8.0	12.1	11.0
(4) Somewhat agree	26.8	21.5	22.1	27.6	25.0	28.0	27.1	24.9	23.2	29.8	30.9	42.4	17.3	31.3	30.5
(3) Nor agree, nor disagree	12.1	16.8	12.4	12.9	7.4	14.0	9.8	10.7	11.3	16.7	8.6	7.6	10.7	12.1	13.8
(2) Somewhat disagree	20.4	19.4	23.4	24.0	21.3	23.1	18.8	18.5	23.9	19.0	13.7	16.7	26.7	17.2	19.5
(1) Totally disagree	31.7	36.6	33.8	23.5	34.3	23.1	36.8	40.0	30.3	31.0	40.3	27.3	37.3	27.3	25.2
TOP 2 BOX (4, 5)	35.8	27.2	30.3	39.6	37.0	39.9	34.6	30.7	34.5	33.3	37.4	48.5	25.3	43.4	41.5
BOT 2 BOX (1, 2)	52.1	56.0	57.2	47.5	55.6	46.2	55.6	58.5	54.2	50.0	54.0	43.9	64.0	44.4	44.7
AVERAGE	2.6	2.4	2.5	2.8	2.6	2.8	2.5	2.4	2.6	2.6	2.5	2.8	2.3	2.8	2.8
	Frequency														
(5) Totally agree	178	11	12	26	13	17	10	12	16	3	9	4	6	12	27
(4) Somewhat agree	535	41	32	60	27	40	36	51	33	25	43	28	13	31	75
(3) Nor agree, nor disagree	242	32	18	28	8	20	13	22	16	14	12	5	8	12	34
(2) Somewhat disagree	407	37	34	52	23	33	25	38	34	16	19	11	20	17	48
(1) Totally disagree	631	70	49	51	37	33	49	82	43	26	56	18	28	27	62
TOP 2 BOX (4, 5)	713	52	44	86	40	57	46	63	49	28	52	32	19	43	102
BOT 2 BOX (1, 2)	1038	107	83	103	60	66	74	120	77	42	75	29	48	44	110
Unweighted Base	1993	191	145	217	108	143	133	205	142	84	139	66	75	99	246

Notes

Z-test = Significant Level 95% - Examined Columns RSTUVWXYzabcde.

** Significantly higher than > 5 police areas.

Q40. How much do you agree that the PR Police has the necessary number of qualified supervisors?

FPM PRPB SURVEY

Table 41.1

Level of Objectivity of the PR Police Work and Performance Evaluation System

	TOTAL	AGE				GENDER		YEARS IN SERVICE					OFFICE RANK				
		24 - 34 years	35 - 44 years	45 - 54 years	55 - 62 years	Female	Male	0 - 9 years	10 - 14 years	15 - 19 years	20 - 24 years	25 + years	PO	SGT	2 ND LT	1 ST LT	EXO
Percentage (%)																	
Z-test	(B)	(C)	(D)	(E)	(F)	(G)	(H)	(I)	(J)	(K)	(L)	(M)	(N)	(O)	(P)	(Q)	
(5) Totally objective	16.0	15.9	17.6	14.5	17.7	11.6	17.7	16.5	16.5	17.6	15.0	15.8	16.3	15.4	16.8	10.6	11.5
(4) Very objective	22.2	19.5	20.1	23.3	22.9	17.6	24.0	16.5	20.9	23.4	19.4	23.9	22.0	24.2	22.5	23.4	16.4
(3) Objective	32.3	28.0	29.7	34.0	32.6	36.2	30.8	35.4	25.7	35.2	34.0	31.9	32.7	34.2	27.7	29.8	31.1
(2) Not too objective	22.3	24.4	24.9	21.5	20.3	25.7	21.0	27.8	24.3	19.5	25.1	21.0	21.3	20.8	27.7	25.5	34.4
(1) Nothing objective	7.2	12.2	7.7	6.8	6.6	8.9	6.6	3.8	12.6	4.2	6.5	7.5	7.7	5.4	5.2	10.6	6.6
TOP 2 BOX (4, 5)	38.1	35.4	37.7	37.7	40.6	29.2	41.6	32.9	37.4	41.0	34.4	39.7	38.3	39.6	39.3	34.0	27.9
BOT 2 BOX (1, 2)	29.6	36.6	32.6	28.3	26.9	34.6	27.6	31.6	36.9	23.8	31.6	28.4	29.0	26.2	33.0	36.2	41.0
AVERAGE	3.2	3.0	3.2	3.2	3.3	3.0	3.3	3.1	3.0	3.3	3.1	3.2	3.2	3.2	3.2	3.0	2.9
Frequency																	
(5) Totally objective	318	13	96	147	62	65	253	13	34	46	69	156	234	40	32	5	7
(4) Very objective	442	16	110	236	80	99	343	13	43	61	89	236	315	63	43	11	10
(3) Objective	644	23	162	345	114	203	441	28	53	92	156	315	469	89	53	14	19
(2) Not too objective	445	20	136	218	71	144	301	22	50	51	115	207	305	54	53	12	21
(1) Nothing objective	144	10	42	69	23	50	94	3	26	11	30	74	111	14	10	5	4
TOP 2 BOX (4, 5)	760	29	206	383	142	164	596	26	77	107	158	392	549	103	75	16	17
BOT 2 BOX (1, 2)	589	30	178	287	94	194	395	25	76	62	145	281	416	68	63	17	25
Unweighted Base	1993	82	546	1015	350	561	1432	79	206	261	459	988	1434	260	191	47	61

Notes

Z-test = Significant Level 95% - Examined Columns BCDE, FG, HIJKL, MNOPO.

Rank: PO=Police Officer / SGT=Sergeant / 2ND LT=2ND Lieutenant / 1ST LT=1ST Lieutenant / EXO=Executive Officer.

Q41. How objective do you consider the system for evaluating the work and performance of police officers to be?

FPM PRPB SURVEY

191

Table 41.2

Level of Objectivity of the PR Police Work and Performance Evaluation System

	TOTAL	POLICE AREA													
	San Juan	Arecibo	Ponce	Humacao	Mayagüez	Caguas	Bayamón	Carolina	Guayama	Aguadilla	Utua	Fajardo	Aibonito	Head-quarters	
	Percentage (%)														
Z-test	(R)	(S)	(T)	(U)	(V)	(W)	(X)	(Y)	(Z)	(a)	(b)	(c)	(d)	(e)	
(5) Totally objective	16.0	12.6	18.6 a	13.8	20.4 a	16.8	18.0 a	13.7	16.9	15.5	9.4	18.2	21.3 a	19.2 a	17.1 a
(4) Very objective	22.2	22.0	20.7	25.8 Wc	21.3	23.1	14.3	19.5	25.4 W	17.9	18.0	27.3 W	14.7	30.3 WXac	26.0 Wc
(3) Objective	32.3	31.9	31.0	31.3	29.6	28.7	31.6	32.7	34.5	35.7	41.7 Tve	31.8	37.3	32.3	28.5
(2) Not too objective	22.3	25.7 d	23.4	20.3	18.5	25.2	24.1	26.8 d	18.3	25.0	22.3	16.7	22.7	15.2	22.0
(1) Nothing objective	7.2	7.9	6.2	8.8	10.2 d	6.3	12.0 Yd	7.3	4.9	6.0	8.6	6.1	4.0	3.0	6.5
TOP 2 BOX (4, 5)	38.1	34.6	39.3 a	39.6 a	41.7 a	39.9 a	32.3	33.2	42.3 a	33.3	27.3	45.5 a	36.0	49.5 RWXZa	43.1 WXa
BOT 2 BOX (1, 2)	29.6	33.5 Yd	29.7 d	29.0 d	28.7	31.5 d	36.1 Yd	34.1 Yd	23.2	31.0 d	30.9 d	22.7	26.7	18.2	28.5 d
AVERAGE	3.2	3.1	3.2	3.2	3.2	3.2	3.0	3.1	3.3 RWXa	3.1	3.0	3.4 a	3.3	3.5 **	3.3 a
	Frequency														
(5) Totally objective	318	24	27	30	22	24	24	28	24	13	13	12	16	19	42
(4) Very objective	442	42	30	56	23	33	19	40	36	15	25	18	11	30	64
(3) Objective	644	61	45	68	32	41	42	67	49	30	58	21	28	32	70
(2) Not too objective	445	49	34	44	20	36	32	55	26	21	31	11	17	15	54
(1) Nothing objective	144	15	9	19	11	9	16	15	7	5	12	4	3	3	16
TOP 2 BOX (4, 5)	760	66	57	86	45	57	43	68	60	28	38	30	27	49	106
BOT 2 BOX (1, 2)	589	64	43	63	31	45	48	70	33	26	43	15	20	18	70
Unweighted Base	1993	191	145	217	108	143	133	205	142	84	139	66	75	99	246

Notes

Z-test = Significant Level 95% - Examined Columns RSTUVWXYZabcde.

** Significantly higher than > 5 police areas.

Q41. How objective do you consider the system for evaluating the work and performance of police officers to be?

FPM PRPB SURVEY

Table 42.1

Level of Agreement that the Commanders of the Area Demonstrate Effective Leadership to Reach the Goals of the PR Police

	TOTAL	AGE				GENDER		YEARS IN SERVICE					OFFICE RANK				
		24 - 34 years	35 - 44 years	45 - 54 years	55 - 62 years	Female	Male	0 - 9 years	10 - 14 years	15 - 19 years	20 - 24 years	25 + years	PO	SGT	2 ND LT	1 ST LT	EXO
Percentage (%)																	
Z-test	(B)	(C)	(D)	(E)	(F)	(G)	(H)	(I)	(J)	(K)	(L)	(M)	(N)	(O)	(P)	(Q)	
(5) Totally agree	45.2	40.5	41.4	47.1 C	46.1	43.1	46.0	42.1	42.1	40.5	43.4	48.0 J	41.7	46.5	57.0 MN	63.0 MN	68.8 MN
(4) Somewhat agree	27.1	31.1	28.2	25.6	29.0	26.3	27.5	32.9	31.1	31.1	24.4	26.2	29.3 OPQ	28.7 OPQ	19.2 Q	10.9	6.2
(3) Nor agree, nor disagree	17.2	20.3	16.7	18.3	14.2	19.2	16.4	19.7	14.0	16.7	20.2	16.3	18.5 O	14.8	12.2	15.2	14.6
(2) Somewhat disagree	5.3	4.1	6.1	4.7	6.1	7.5 G	4.4	2.6	6.1	6.3	6.3	4.6	5.9	3.9	5.2	—	—
(1) Totally disagree	5.2	4.1	7.6 D	4.3	4.5	3.8	5.7	2.6	6.7	5.4	5.6	4.9	4.5	6.1	6.4	10.9 M	10.4
TOP 2 BOX (4, 5)	72.3	71.6	69.6	72.7	75.2	69.4	73.4	75.0	73.2	71.6	67.8	74.2 K	71.1	75.2	76.2	73.9	75.0
BOT 2 BOX (1, 2)	10.5	8.1	13.7 D	9.0	10.6	11.3	10.1	5.3	12.8	11.7	12.0	9.5	10.4	10.0	11.6	10.9	10.4
AVERAGE	4.0	4.0	3.9 C	4.1	4.1	4.0	4.0	4.1	4.0	4.0	3.9	4.1 K	4.0	4.1	4.2	4.2	4.2
Frequency																	
(5) Totally agree	789	30	191	425	143	213	576	32	69	90	178	420	522	107	98	29	33
(4) Somewhat agree	474	23	130	231	90	130	344	25	51	69	100	229	367	66	33	5	3
(3) Nor agree, nor disagree	301	15	77	165	44	95	206	15	23	37	83	143	232	34	21	7	7
(2) Somewhat disagree	92	3	28	42	19	37	55	2	10	14	26	40	74	9	9	—	—
(1) Totally disagree	91	3	35	39	14	19	72	2	11	12	23	43	56	14	11	5	5
TOP 2 BOX (4, 5)	1263	53	321	656	233	343	920	57	120	159	278	649	889	173	131	34	36
BOT 2 BOX (1, 2)	183	6	63	81	33	56	127	4	21	26	49	83	130	23	20	5	5
Unweighted Base	1747	74	461	902	310	494	1253	76	164	222	410	875	1251	230	172	46	48

Notes

Z-test = Significant Level 95% - Examined Columns BCDE, FG, HIJKL, MNOPO.

Rank: PO=Police Officer / SGT=Sergeant / 2ND LT=2ND Lieutenant / 1ST LT=1ST Lieutenant / EXO=Executive Officer.

Base: Among the police officer who serve in the police areas.

Q42. How much do you agree that the Area Commander [PROG: SHOW AREA VARIABLE] demonstrates effective leadership to achieve the goals of the PR Police?

Table 42.2

Level of Agreement that the Commanders of the Area Demonstrate Effective Leadership to Reach the Goals of the PR Police

	POLICE AREA													
	TOTAL	San Juan	Arecibo	Ponce	Humacao	Mayagüez	Caguas	Bayamón	Carolina	Guayama	Aguadilla	Utuaado	Fajardo	Aibonito
	Percentage (%)													
Z-test	(R)	(S)	(T)	(U)	(V)	(W)	(X)	(Y)	(Z)	(a)	(b)	(c)	(d)	
(5) Totally agree	45.2	47.1 a	48.3 a	45.6 a	55.6 VWYa	38.5 a	42.1 a	51.7 VYa	37.3 a	52.4 VYa	24.5	51.5 a	48.0 a	52.5 VYa
(4) Somewhat agree	27.1	28.3	27.6	26.7	20.4	26.6	25.6	23.9	29.6	28.6	33.1 U	24.2	36.0 UX	24.2
(3) Nor agree, nor disagree	17.2	17.8	13.1	23.5 SXcd	17.6	18.2	15.8	14.1	23.2 SXcd	15.5	20.9 cd	13.6	9.3	11.1
(2) Somewhat disagree	5.3	3.1	6.2	3.2	5.6	6.3	9.8 RTZc	4.4	7.0 Z	1.2	7.9 TZc	3.0	1.3	8.1 Zc
(1) Totally disagree	5.2	3.7	4.8 T	0.9	0.9	10.5 RTUYZ	6.8 TU	5.9 TU	2.8	2.4	13.7 **	7.6 TU	5.3 T	4.0
TOP 2 BOX (4, 5)	72.3	75.4 Va	75.9 Va	72.4 a	75.9 a	65.0	67.7	75.6 Va	66.9	81.0 VWYa	57.6	75.8 a	84.0 TVWYa	76.8 a
BOT 2 BOX (1, 2)	10.5	6.8	11.0 TZ	4.1	6.5	16.8 RTUZc	16.5 RTUZc	10.2 T	9.9 T	3.6	21.6 **	10.6 T	6.7	12.1 TZ
AVERAGE	4.0	4.1 VWa	4.1 Va	4.1 VWYa	4.2 VWYa	3.8	3.9	4.1 Va	3.9 a	4.3 VWYa	3.5	4.1 a	4.2 Va	4.1 Va
	Frequency													
(5) Totally agree	789	90	70	99	60	55	56	106	53	44	34	34	36	52
(4) Somewhat agree	474	54	40	58	22	38	34	49	42	24	46	16	27	24
(3) Nor agree, nor disagree	301	34	19	51	19	26	21	29	33	13	29	9	7	11
(2) Somewhat disagree	92	6	9	7	6	9	13	9	10	1	11	2	1	8
(1) Totally disagree	91	7	7	2	1	15	9	12	4	2	19	5	4	4
TOP 2 BOX (4, 5)	1263	144	110	157	82	93	90	155	95	68	80	50	63	76
BOT 2 BOX (1, 2)	183	13	16	9	7	24	22	21	14	3	30	7	5	12
Unweighted Base	1747	191	145	217	108	143	133	205	142	84	139	66	75	99

Notes

Z-test = Significant Level 95% - Examined Columns RSTUVWXYZabcd.

** Significantly higher than > 5 police areas.

Base: Among the police officer who serve in the police areas.

Q42. How much do you agree that the Area Commander [PROG: SHOW AREA VARIABLE] demonstrates effective leadership to achieve the goals of the PR Police?

FPM PRPB SURVEY

Table 43.1

Level of Agreement that the Unit Directors Demonstrate Effective Leadership to Achieve the Goals of the PR Police

	TOTAL	AGE				GENDER		YEARS IN SERVICE					OFFICE RANK				
		24 - 34 years	35 - 44 years	45 - 54 years	55 - 62 years	Female	Male	0 - 9 years	10 - 14 years	15 - 19 years	20 - 24 years	25 + years	PO	SGT	2 ND LT	1 ST LT	EXO
		Percentage (%)															
Z-test		(B)	(C)	(D)	(E)	(F)	(G)	(H)	(I)	(J)	(K)	(L)	(M)	(N)	(O)	(P)	(Q)
(5) Totally agree	54.5	25.0	49.4	57.5	62.5	49.3	56.4	33.3	38.1	43.6	59.2	62.8	54.1	60.0	42.1	100.0	61.5
(4) Somewhat agree	23.6	12.5	23.5	23.0	27.5	19.4	25.1	33.3	31.0	28.2	14.3	23.0	24.0	26.7	5.3	—	38.5
(3) Nor agree, nor disagree	8.5	12.5	9.4	8.8	5.0	16.4	5.6	—	7.1	12.8	8.2	8.0	8.7	10.0	10.5	—	—
(2) Somewhat disagree	5.3	12.5	8.2	3.5	2.5	6.0	5.0	—	4.8	7.7	8.2	3.5	5.5	—	15.8	—	—
(1) Totally disagree	8.1	37.5	9.4	7.1	2.5	9.0	7.8	33.3	19.0	7.7	10.2	2.7	7.7	3.3	26.3	—	—
TOP 2 BOX (4, 5)	78.0	37.5	72.9	80.5	90.0	68.7	81.6	66.7	69.0	71.8	73.5	85.8	78.1	86.7	47.4	100.0	100.0
BOT 2 BOX (1, 2)	13.4	50.0	17.6	10.6	5.0	14.9	12.8	33.3	23.8	15.4	18.4	6.2	13.1	3.3	42.1	—	—
AVERAGE	4.1	2.8	4.0	4.2	4.5	3.9	4.2	3.3	3.6	3.9	4.0	4.4	4.1	4.4	3.2	5.0	4.6
		Frequency															
(5) Totally agree	134	2	42	65	25	33	101	1	16	17	29	71	99	18	8	1	8
(4) Somewhat agree	58	1	20	26	11	13	45	1	13	11	7	26	44	8	1	—	5
(3) Nor agree, nor disagree	21	1	8	10	2	11	10	—	3	5	4	9	16	3	2	—	—
(2) Somewhat disagree	13	1	7	4	1	4	9	—	2	3	4	4	10	—	3	—	—
(1) Totally disagree	20	3	8	8	1	6	14	1	8	3	5	3	14	1	5	—	—
TOP 2 BOX (4, 5)	192	3	62	91	36	46	146	2	29	28	36	97	143	26	9	1	13
BOT 2 BOX (1, 2)	33	4	15	12	2	10	23	1	10	6	9	7	24	1	8	—	—
Unweighted Base	246	8 [^]	85	113	40	67	179	3 [^]	42	39	49	113	183	30	19 [^]	1 [^]	13 [^]

Notes

Z-test = Significant Level 95% - Examined Columns BCDE, FG, HIJKL, MNOPO.

Rank: PO=Police Officer / SGT=Sergeant / 2ND LT=2ND Lieutenant / 1ST LT=1ST Lieutenant / EXO=Executive Officer.

Base: Among the members of the police who serve in the Headquarters / Fortaleza.

[^]Base too small for analysis (Less than 30 cases). Information to be used only directionally.

Q43. How much do you agree that your Unit Director demonstrates effective leadership to achieve the goals of the PR Police Bureau?

Table 44.1

Superintendent / Commissioner Is Directing the PR Police towards a Community Police that Protects Civil Rights

	TOTAL	AGE				GENDER		YEARS IN SERVICE					OFFICE RANK				
		24 - 34 years	35 - 44 years	45 - 54 years	55 - 62 years	Female	Male	0 - 9 years	10 - 14 years	15 - 19 years	20 - 24 years	25 + years	PO	SGT	2 ND LT	1 ST LT	EXO
		Percentage (%)															
Z-test		(B)	(C)	(D)	(E)	(F)	(G)	(H)	(I)	(J)	(K)	(L)	(M)	(N)	(O)	(P)	(Q)
Yes	96.0	93.0	95.0	97.0	95.0	96.0	96.0	94.0	96.0	94.0	97.0	96.0	96.0	96.0	96.0	85.0	90.0
No	4.0	7.0	5.0	3.0	5.0	4.0	4.0	6.0	4.0	6.0	3.0	4.0	4.0	4.0	4.0	15.0	10.0
		Frequency															
Yes	1909	76	517	983	333	537	1372	74	197	245	446	947	1380	250	184	40	55
No	84	6	29	32	17	24	60	5	9	16	13	41	54	10	7	7	6
Unweighted Base	1993	82	546	1015	350	561	1432	79	206	261	459	988	1434	260	191	47	61

Notes

Z-test = Significant Level 95% - Examined Columns BCDE, FG, HIJKL, MNOPO.

Rank: PO=Police Officer / SGT=Sergeant / 2ND LT=2ND Lieutenant / 1ST LT=1ST Lieutenant / EXO=Executive Officer.

Q44. Do you consider that the Superintendent / Commissioner is directing the PR Police towards a community police that protects civil rights?

Table 44.2

Superintendent / Commissioner Is Directing the PR Police towards a Community Police that Protects Civil Rights

	TOTAL	POLICE AREA													
	San Juan	Arecibo	Ponce	Humacao	Mayagüez	Caguas	Bayamón	Carolina	Guayama	Aguadilla	Utuaado	Fajardo	Aibonito	Head-quarters	
	Percentage (%)														
<i>Z-test</i>	(R)	(S)	(T)	(U)	(V)	(W)	(X)	(Y)	(Z)	(a)	(b)	(c)	(d)	(e)	
Yes	96.0	98.0 WZbe	95.0	98.0 WZb	95.0	95.0	93.0	96.0	99.0 WZb	92.0	95.0	92.0	99.0 Z	96.0	95.0
No	4.0	2.0	5.0	2.0	5.0	5.0	7.0	4.0	1.0	8.0 RTYc	5.0	8.0 RTY	1.0	4.0	5.0 R
	Frequency														
Yes	1909	188	138	212	103	136	124	196	140	77	132	61	74	95	233
No	84	3	7	5	5	7	9	9	2	7	7	5	1	4	13
Unweighted Base	1993	191	145	217	108	143	133	205	142	84	139	66	75	99	246

Notes

Z-test = Significant Level 95% - Examined Columns RSTUVWXYZabcde.

** Significantly higher than > 5 police areas.

Q44. Do you consider that the Superintendent / Commissioner is directing the PR Police towards a community police that protects civil rights?

ADMINISTRATIVE COMPLAINTS

Table 45.1

PR Police Investigate the Complaints Submitted Against Any Police Officer for Improper Conduct in an Objective and Complete Manner

	TOTAL	AGE				GENDER		YEARS IN SERVICE					OFFICE RANK				
		24 - 34 years	35 - 44 years	45 - 54 years	55 - 62 years	Female	Male	0 - 9 years	10 - 14 years	15 - 19 years	20 - 24 years	25 + years	PO	SGT	2 ND LT	1 ST LT	EXO
Z-test		(B)	(C)	(D)	(E)	(F)	(G)	(H)	(I)	(J)	(K)	(L)	(M)	(N)	(O)	(P)	(Q)
Yes	64.0	65.0	60.0	65.0	65.0	59.0	65.0	59.0	58.0	61.0	66.0	65.0	62.0	66.0	69.0	57.0	74.0
No	36.0	35.0	40.0	35.0	35.0	41.0	35.0	41.0	42.0	39.0	34.0	35.0	38.0	34.0	31.0	43.0	26.0
Frequency																	
Yes	1266	53	329	656	228	330	936	47	120	158	303	638	891	171	132	27	45
No	727	29	217	359	122	231	496	32	86	103	156	350	543	89	59	20	16
Unweighted Base	1993	82	546	1015	350	561	1432	79	206	261	459	988	1434	260	191	47	61

Notes

Z-test = Significant Level 95% - Examined Columns BCDE, FG, HIJKL, MNOPO.

Rank: PO=Police Officer / SGT=Sergeant / 2ND LT=2ND Lieutenant / 1ST LT=1ST Lieutenant / EXO=Executive Officer.

Q45. Does the PR Police investigate the complaints filed against any member of the police for improper conduct in an objective and complete manner?

Table 45.2

PR Police Investigate the Complaints Submitted Against Any Police Officer for Improper Conduct in an Objective and Complete Manner

	TOTAL	POLICE AREA													
		San Juan	Arecibo	Ponce	Humacao	Mayagüez	Caguas	Bayamón	Carolina	Guayama	Aguadilla	Utuaado	Fajardo	Aibonito	Head-quarters
Z-test		(R)	(S)	(T)	(U)	(V)	(W)	(X)	(Y)	(Z)	(a)	(b)	(c)	(d)	(e)
Yes	64.0	60.0	67.0	60.0	65.0	66.0	53.0	58.0	73.0	64.0	60.0	74.0	53.0	70.0	70.0
No	36.0	40.0	33.0	40.0	35.0	34.0	47.0	42.0	27.0	36.0	40.0	26.0	47.0	30.0	30.0
Frequency															
Yes	1266	114	97	131	70	94	70	119	104	54	84	49	40	69	171
No	727	77	48	86	38	49	63	86	38	30	55	17	35	30	75
Unweighted Base	1993	191	145	217	108	143	133	205	142	84	139	66	75	99	246

Notes

Z-test = Significant Level 95% - Examined Columns RSTUVWXYZabcde.

** Significantly higher than > 5 police areas.

Q45. Does the PR Police investigate the complaints filed against any member of the police for improper conduct in an objective and complete manner?

FPM PRPB SURVEY

Table 46.1
 Level of Agreement that the PR Police Consistently Apply the Corresponding Disciplinary Measures to Police Officers with Sustained Complaints for Having Committed an Offense

	TOTAL	AGE				GENDER		YEARS IN SERVICE					OFFICE RANK				
		24 - 34 years	35 - 44 years	45 - 54 years	55 - 62 years	Female	Male	0 - 9 years	10 - 14 years	15 - 19 years	20 - 24 years	25 + years	PO	SGT	2 ND LT	1 ST LT	EXO
Percentage (%)																	
Z-test		(B)	(C)	(D)	(E)	(F)	(G)	(H)	(I)	(J)	(K)	(L)	(M)	(N)	(O)	(P)	(Q)
(5) Totally agree	28.3	23.2	27.8	28.3	30.6	25.5	29.5	26.6	22.8	31.8	30.7	27.6	26.6	30.0	37.2	21.3	39.3
(4) Somewhat agree	34.9	37.8	31.5	35.2	38.6	35.1	34.8	32.9	35.4	34.9	30.5	36.9	35.0	33.8	32.5	44.7	36.1
(3) Nor agree, nor disagree	17.4	22.0	20.7	16.7	13.1	18.0	17.2	22.8	23.8	16.1	19.4	15.1	19.1	17.7	8.9	10.6	8.2
(2) Somewhat disagree	11.6	9.8	12.1	11.7	10.9	12.5	11.2	11.4	9.7	10.0	12.4	12.0	11.5	9.6	13.1	17.0	13.1
(1) Totally disagree	7.8	7.3	7.9	8.1	6.9	8.9	7.3	6.3	8.3	7.3	7.0	8.3	7.7	8.8	8.4	6.4	3.3
TOP 2 BOX (4, 5)	63.2	61.0	59.3	63.4	69.1	60.6	64.2	59.5	58.3	66.7	61.2	64.6	61.6	63.8	69.6	66.0	75.4
BOT 2 BOX (1, 2)	19.4	17.1	20.0	19.8	17.7	21.4	18.6	17.7	18.0	17.2	19.4	20.3	19.2	18.5	21.5	23.4	16.4
AVERAGE	3.6	3.6	3.6	3.6	3.8	3.6	3.7	3.6	3.6	3.7	3.7	3.6	3.6	3.7	3.8	3.6	4.0
Frequency																	
(5) Totally agree	565	19	152	287	107	143	422	21	47	83	141	273	382	78	71	10	24
(4) Somewhat agree	695	31	172	357	135	197	498	26	73	91	140	365	502	88	62	21	22
(3) Nor agree, nor disagree	347	18	113	170	46	101	246	18	49	42	89	149	274	46	17	5	5
(2) Somewhat disagree	231	8	66	119	38	70	161	9	20	26	57	119	165	25	25	8	8
(1) Totally disagree	155	6	43	82	24	50	105	5	17	19	32	82	111	23	16	3	2
TOP 2 BOX (4, 5)	1260	50	324	644	242	340	920	47	120	174	281	638	884	166	133	31	46
BOT 2 BOX (1, 2)	386	14	109	201	62	120	266	14	37	45	89	201	276	48	41	11	10
Unweighted Base	1993	82	546	1015	350	561	1432	79	206	261	459	988	1434	260	191	47	61

Notes
 Z-test = Significant Level 95% - Examined Columns BCDE, FG, HIJKL, MNOPQ.
 Rank: PO=Police Officer / SGT=Sergeant / 2ND LT=2ND Lieutenant / 1ST LT=1ST Lieutenant / EXO=Executive Officer.
 Q46. How much do you agree that the PR Police consistently applies the corresponding disciplinary measures to members of the police with sustained complaints for having committed a misdemeanor?

FPM PRPB SURVEY

Table 46.2

Level of Agreement that the PR Police Consistently Apply the Corresponding Disciplinary Measures to Police Officers with Sustained Complaints for Having Committed an Offense

	TOTAL	POLICE AREA													
	San Juan	Arecibo	Ponce	Humacao	Mayagüez	Caguas	Bayamón	Carolina	Guayama	Aguadilla	Utuaado	Fajardo	Aibonito	Head-quarters	
	Percentage (%)														
<i>Z-test</i>	(R)	(S)	(T)	(U)	(V)	(W)	(X)	(Y)	(Z)	(a)	(b)	(c)	(d)	(e)	
(5) Totally agree	28.3	27.2	31.7 <i>Za</i>	28.1	30.6 <i>a</i>	32.2 <i>Za</i>	26.3	30.2 <i>a</i>	28.9	19.0	19.4	34.8 <i>Za</i>	24.0	31.3 <i>a</i>	30.1 <i>a</i>
(4) Somewhat agree	34.9	30.9	30.3	33.6	37.0	32.2	33.8	32.2	39.4	44.0 <i>RS</i>	39.6	36.4	30.7	34.3	37.8
(3) Nor agree, nor disagree	17.4	16.8	19.3	17.1	13.0	16.8	12.8	20.5	16.2	21.4	16.5	15.2	21.3	21.2	17.1
(2) Somewhat disagree	11.6	14.7 <i>be</i>	11.0	12.9	11.1	11.9	18.0	10.7	8.5	7.1	15.1 <i>be</i>	4.5	14.7 <i>b</i>	10.1	8.5
(1) Totally disagree	7.8	10.5 <i>d</i>	7.6	8.3	8.3	7.0	9.0	6.3	7.0	8.3	9.4	9.1	9.3	3.0	6.5
TOP 2 BOX (4, 5)	63.2	58.1	62.1	61.8	67.6	64.3	60.2	62.4	68.3 <i>c</i>	63.1	59.0	71.2 <i>c</i>	54.7	65.7	67.9 <i>Rc</i>
BOT 2 BOX (1, 2)	19.4	25.1 <i>XYde</i>	18.6	21.2	19.4	18.9	27.1 <i>**</i>	17.1	15.5	15.5	24.5 <i>de</i>	13.6	24.0	13.1	15.0
AVERAGE	3.6	3.5	3.7	3.6	3.7	3.7	3.5	3.7	3.8 <i>a</i>	3.6	3.5	3.8 <i>a</i>	3.5	3.8 <i>Rac</i>	3.8 <i>RWac</i>
	Frequency														
(5) Totally agree	565	52	46	61	33	46	35	62	41	16	27	23	18	31	74
(4) Somewhat agree	695	59	44	73	40	46	45	66	56	37	55	24	23	34	93
(3) Nor agree, nor disagree	347	32	28	37	14	24	17	42	23	18	23	10	16	21	42
(2) Somewhat disagree	231	28	16	28	12	17	24	22	12	6	21	3	11	10	21
(1) Totally disagree	155	20	11	18	9	10	12	13	10	7	13	6	7	3	16
TOP 2 BOX (4, 5)	1260	111	90	134	73	92	80	128	97	53	82	47	41	65	167
BOT 2 BOX (1, 2)	386	48	27	46	21	27	36	35	22	13	34	9	18	13	37
Unweighted Base	1993	191	145	217	108	143	133	205	142	84	139	66	75	99	246

Notes

Z-test = Significant Level 95% - Examined Columns *RSTUVWXYZabcde*.

**** Significantly higher than > 5 police areas.

Q46. How much do you agree that the PR Police consistently applies the corresponding disciplinary measures to members of the police with sustained complaints for having committed a misdemeanor?

FPM PRPB SURVEY

Table 47.1

Level of Agreement that the PR Police Has Confidential and Accessible Mechanisms to Submit Complaints for Misconduct By Any Police Officer

	TOTAL	AGE				GENDER		YEARS IN SERVICE					OFFICE RANK				
		24 - 34 years	35 - 44 years	45 - 54 years	55 - 62 years	Female	Male	0 - 9 years	10 - 14 years	15 - 19 years	20 - 24 years	25 + years	PO	SGT	2 ND LT	1 ST LT	EXO
		Percentage (%)															
Z-test		(B)	(C)	(D)	(E)	(F)	(G)	(H)	(I)	(J)	(K)	(L)	(M)	(N)	(O)	(P)	(Q)
(5) Totally agree	31.8	35.4	30.4	31.5	33.7	26.7	33.7	36.7	27.7	33.0	31.6	32.0	28.7	35.8	41.9	34.0	52.5
(4) Somewhat agree	35.4	34.1	33.0	36.5	36.3	31.4	36.9	31.6	30.1	36.8	33.6	37.2	35.6	35.8	34.0	34.0	32.8
(3) Nor agree, nor disagree	14.3	15.9	15.2	13.7	14.3	14.4	14.2	15.2	16.5	13.0	16.1	13.3	16.2	10.8	8.4	12.8	3.3
(2) Somewhat disagree	10.0	6.1	11.7	9.9	8.9	15.0	8.1	8.9	13.1	10.3	9.8	9.5	10.0	10.4	9.4	12.8	8.2
(1) Totally disagree	8.5	8.5	9.7	8.5	6.9	12.5	7.0	7.6	12.6	6.9	8.9	8.0	9.3	7.3	6.3	6.4	3.3
TOP 2 BOX (4, 5)	67.1	69.5	63.4	68.0	70.0	58.1	70.7	68.4	57.8	69.7	65.1	69.2	64.4	71.5	75.9	68.1	85.2
BOT 2 BOX (1, 2)	18.6	14.6	21.4	18.3	15.7	27.5	15.1	16.5	25.7	17.2	18.7	17.5	19.4	17.7	15.7	19.1	11.5
AVERAGE	3.7	3.8	3.6	3.7	3.8	3.5	3.8	3.8	3.5	3.8	3.7	3.8	3.6	3.8	4.0	3.8	4.2
		Frequency															
(5) Totally agree	633	29	166	320	118	150	483	29	57	86	145	316	412	93	80	16	32
(4) Somewhat agree	705	28	180	370	127	176	529	25	62	96	154	368	511	93	65	16	20
(3) Nor agree, nor disagree	285	13	83	139	50	81	204	12	34	34	74	131	233	28	16	6	2
(2) Somewhat disagree	200	5	64	100	31	84	116	7	27	27	45	94	144	27	18	6	5
(1) Totally disagree	170	7	53	86	24	70	100	6	26	18	41	79	134	19	12	3	2
TOP 2 BOX (4, 5)	1338	57	346	690	245	326	1012	54	119	182	299	684	923	186	145	32	52
BOT 2 BOX (1, 2)	370	12	117	186	55	154	216	13	53	45	86	173	278	46	30	9	7
Unweighted Base	1993	82	546	1015	350	561	1432	79	206	261	459	988	1434	260	191	47	61

Notes

Z-test = Significant Level 95% - Examined Columns BCDE, FG, HIJKL, MNOPO.

Rank: PO=Police Officer / SGT=Sergeant / 2ND LT=2ND Lieutenant / 1ST LT=1ST Lieutenant / EXO=Executive Officer.

Q47. How much do you agree that the PR Police has confidential and accessible mechanisms to file complaints for improper conduct by any member of the police?

FPM PRPB SURVEY

Table 47.2

Level of Agreement that the PR Police Has Confidential and Accessible Mechanisms to Submit Complaints for Misconduct By Any Police Officer

	POLICE AREA														
	TOTAL	San Juan	Arecibo	Ponce	Humacao	Mayagüez	Caguas	Bayamón	Carolina	Guayama	Aguadilla	Utuaado	Fajardo	Aibonito	Head-quarters
	Percentage (%)														
Z-test	(R)	(S)	(T)	(U)	(V)	(W)	(X)	(Y)	(Z)	(a)	(b)	(c)	(d)	(e)	
(5) Totally agree	31.8	33.5 Z	33.1	25.3	32.4	33.6	29.3	36.1 TZ	30.3	21.4	27.3	42.4 TZac	24.0	37.4 TZ	35.8 TZ
(4) Somewhat agree	35.4	35.6	34.5	36.9	33.3	32.2	33.1	29.8	38.7	40.5	36.0	33.3	40.0	37.4	37.4
(3) Nor agree, nor disagree	14.3	14.7	13.1	18.0 e	12.0	14.7	13.5	12.2	14.8	16.7	17.3	12.1	17.3	14.1	11.4
(2) Somewhat disagree	10.0	6.8	11.0	11.5	8.3	9.8	10.5	15.6 Rbe	10.6	10.7	9.4	4.5	10.7	8.1	8.5
(1) Totally disagree	8.5	9.4 d	8.3	8.3	13.9 XYde	9.8 d	13.5 XYde	6.3	5.6	10.7 d	10.1 d	7.6	8.0	3.0	6.9
TOP 2 BOX (4, 5)	67.1	69.1	67.6	62.2	65.7	65.7	62.4	65.9	69.0	61.9	63.3	75.8 T	64.0	74.7 TW	73.2 TWa
BOT 2 BOX (1, 2)	18.6	16.2	19.3	19.8	22.2 d	19.6	24.1 bde	22.0 d	16.2	21.4	19.4	12.1	18.7	11.1	15.4
AVERAGE	3.7	3.8	3.7	3.6	3.6	3.7	3.5	3.7	3.8	3.5	3.6	4.0 TWZa	3.6	4.0 **	3.9 TWZa
	Frequency														
(5) Totally agree	633	64	48	55	35	48	39	74	43	18	38	28	18	37	88
(4) Somewhat agree	705	68	50	80	36	46	44	61	55	34	50	22	30	37	92
(3) Nor agree, nor disagree	285	28	19	39	13	21	18	25	21	14	24	8	13	14	28
(2) Somewhat disagree	200	13	16	25	9	14	14	32	15	9	13	3	8	8	21
(1) Totally disagree	170	18	12	18	15	14	18	13	8	9	14	5	6	3	17
TOP 2 BOX (4, 5)	1338	132	98	135	71	94	83	135	98	52	88	50	48	74	180
BOT 2 BOX (1, 2)	370	31	28	43	24	28	32	45	23	18	27	8	14	11	38
Unweighted Base	1993	191	145	217	108	143	133	205	142	84	139	66	75	99	246

Notes

Z-test = Significant Level 95% - Examined Columns RSTUVWXYZabcde.

** Significantly higher than > 5 police areas.

Q47. How much do you agree that the PR Police has confidential and accessible mechanisms to file complaints for improper conduct by any member of the police?

Table 48.1

Level of Agreement that the PR Police Protects Against Retaliation Police Personnel Who Complain Against another Police Officer Corporation

	TOTAL	AGE				GENDER		YEARS IN SERVICE					OFFICE RANK				
		24 - 34 years	35 - 44 years	45 - 54 years	55 - 62 years	Female	Male	0 - 9 years	10 - 14 years	15 - 19 years	20 - 24 years	25 + years	PO	SGT	2 ND LT	1 ST LT	EXO
Percentage (%)																	
Z-test	(B)	(C)	(D)	(E)	(F)	(G)	(H)	(I)	(J)	(K)	(L)	(M)	(N)	(O)	(P)	(Q)	
(5) Totally agree	18.0	20.7	17.6	16.7	21.4	15.5	18.9	21.5	13.1	19.5	18.5	18.0	15.4	20.4	26.2	25.5	36.1
(4) Somewhat agree	28.8	18.3	21.6	31.6	34.0	23.9	30.7	20.3	21.4	24.1	26.1	33.4	27.1	35.0	30.9	31.9	31.1
(3) Nor agree, nor disagree	17.6	23.2	20.9	16.4	14.9	18.0	17.5	24.1	19.4	18.8	20.7	15.0	19.9	12.3	13.1	8.5	8.2
(2) Somewhat disagree	15.4	13.4	15.9	16.5	11.7	19.8	13.6	15.2	18.0	18.4	14.8	14.3	15.7	16.2	12.6	14.9	13.1
(1) Totally disagree	20.3	24.4	24.0	18.8	18.0	22.8	19.3	19.0	28.2	19.2	19.8	19.3	21.9	16.2	17.3	19.1	11.5
TOP 2 BOX (4, 5)	46.7	39.0	39.2	48.4	55.4	39.4	49.6	41.8	34.5	43.7	44.7	51.4	42.5	55.4	57.1	57.4	67.2
BOT 2 BOX (1, 2)	35.7	37.8	39.9	35.3	29.7	42.6	33.0	34.2	46.1	37.5	34.6	33.6	37.6	32.3	29.8	34.0	24.6
AVERAGE	3.1	3.0	2.9	3.1	3.3	2.9	3.2	3.1	2.7	3.1	3.1	3.2	3.0	3.3	3.4	3.3	3.7
Frequency																	
(5) Totally agree	358	17	96	170	75	87	271	17	27	51	85	178	221	53	50	12	22
(4) Somewhat agree	573	15	118	321	119	134	439	16	44	63	120	330	389	91	59	15	19
(3) Nor agree, nor disagree	351	19	114	166	52	101	250	19	40	49	95	148	285	32	25	4	5
(2) Somewhat disagree	306	11	87	167	41	111	195	12	37	48	68	141	225	42	24	7	8
(1) Totally disagree	405	20	131	191	63	128	277	15	58	50	91	191	314	42	33	9	7
TOP 2 BOX (4, 5)	931	32	214	491	194	221	710	33	71	114	205	508	610	144	109	27	41
BOT 2 BOX (1, 2)	711	31	218	358	104	239	472	27	95	98	159	332	539	84	57	16	15
Unweighted Base	1993	82	546	1015	350	561	1432	79	206	261	459	988	1434	260	191	47	61

Notes

Z-test = Significant Level 95% - Examined Columns BCDE, FG, HIJK, MNOPO.

Rank: PO=Police Officer / SGT=Sergeant / 2ND LT=2ND Lieutenant / 1ST LT=1ST Lieutenant / EXO=Executive Officer.

Q48. How much do you agree that the PR Police protects police personnel who file a complaint against another member of the police force against reprisals?

FPM PRPB SURVEY

Table 48.2

Level of Agreement that the PR Police Protects Against Retaliation Police Personnel Who Complain Against another Police Officer Corporation

	TOTAL	POLICE AREA													
	San Juan	Arecibo	Ponce	Humacao	Mayagüez	Caguas	Bayamón	Carolina	Guayama	Aguadilla	Utuaado	Fajardo	Aibonito	Head-quarters	
	Percentage (%)														
Z-test	(R)	(S)	(T)	(U)	(V)	(W)	(X)	(Y)	(Z)	(a)	(b)	(c)	(d)	(e)	
(5) Totally agree	18.0	21.5	15.2	15.7	17.6	19.6	14.3	18.5	20.4	14.3	15.1	25.8	17.3	23.2	17.1
(4) Somewhat agree	28.8	24.6	26.9	30.0	33.3	34.3	20.3	24.4	31.7	32.1	30.9	28.8	28.0	35.4	28.5
(3) Nor agree, nor disagree	17.6	19.9	18.6	17.1	18.5	10.5	16.5	17.1	14.8	25.0	16.5	19.7	22.7	15.2	19.1
(2) Somewhat disagree	15.4	11.5	17.2	15.2	13.0	16.1	22.6	16.6	19.7	15.5	12.2	12.1	14.7	13.1	14.2
(1) Totally disagree	20.3	22.5	22.1	22.1	17.6	19.6	26.3	23.4	13.4	13.1	25.2	13.6	17.3	13.1	21.1
TOP 2 BOX (4, 5)	46.7	46.1	42.1	45.6	50.9	53.8	34.6	42.9	52.1	46.4	46.0	54.5	45.3	58.6	45.5
BOT 2 BOX (1, 2)	35.7	34.0	39.3	37.3	30.6	35.7	48.9	40.0	33.1	28.6	37.4	25.8	32.0	26.3	35.4
AVERAGE	3.1	3.1	3.0	3.0	3.2	3.2	2.7	3.0	3.3	3.2	3.0	3.4	3.1	3.4	3.1
	Frequency														
(5) Totally agree	358	41	22	34	19	28	19	38	29	12	21	17	13	23	42
(4) Somewhat agree	573	47	39	65	36	49	27	50	45	27	43	19	21	35	70
(3) Nor agree, nor disagree	351	38	27	37	20	15	22	35	21	21	23	13	17	15	47
(2) Somewhat disagree	306	22	25	33	14	23	30	34	28	13	17	8	11	13	35
(1) Totally disagree	405	43	32	48	19	28	35	48	19	11	35	9	13	13	52
TOP 2 BOX (4, 5)	931	88	61	99	55	77	46	88	74	39	64	36	34	58	112
BOT 2 BOX (1, 2)	711	65	57	81	33	51	65	82	47	24	52	17	24	26	87
Unweighted Base	1993	191	145	217	108	143	133	205	142	84	139	66	75	99	246

Notes

Z-test = Significant Level 95% - Examined Columns RSTUVWXYzabcde.

** Significantly higher than > 5 police areas.

Q48. How much do you agree that the PR Police protects police personnel who file a complaint against another member of the police force against reprisals?

Table 49.1

PR Police Takes Appropriate Measures When It Identifies Cases of Corruption

	TOTAL	AGE				GENDER		YEARS IN SERVICE					OFFICE RANK				
	24 - 34 years	35 - 44 years	45 - 54 years	55 - 62 years	Female	Male	0 - 9 years	10 - 14 years	15 - 19 years	20 - 24 years	25 + years	PO	SGT	2 ND LT	1 ST LT	EXO	
	Percentage (%)																
Z-test	(B)	(C)	(D)	(E)	(F)	(G)	(H)	(I)	(J)	(K)	(L)	(M)	(N)	(O)	(P)	(Q)	
Yes	49.0	40.0	46.0	50.0	54.0	38.0	54.0	38.0	43.0	47.0	49.0	52.0	48.0	53.0	53.0	62.0	
No	18.0	16.0	17.0	18.0	19.0	18.0	18.0	9.0	18.0	19.0	16.0	19.0	18.0	16.0	20.0	34.0	
Don't know	33.0	44.0	37.0	32.0	27.0	44.0	28.0	53.0	39.0	34.0	35.0	29.0	34.0	31.0	27.0	28.0	
	Frequency																
Yes	981	33	252	505	191	211	770	30	89	124	227	511	686	137	102	18	
No	357	13	91	188	65	101	256	7	37	49	72	192	255	41	38	16	
Don't know	655	36	203	322	94	249	406	42	80	88	160	285	493	82	51	13	
Unweighted Base	1993	82	546	1015	350	561	1432	79	206	261	459	988	1434	260	191	47	

Notes

Z-test = Significant Level 95% - Examined Columns BCDE, FG, HIJKL, MNOPO.

Rank: PO=Police Officer / SGT=Sergeant / 2ND LT=2ND Lieutenant / 1ST LT=1ST Lieutenant / EXO=Executive Officer.

Q49. Do you think that the PR Police takes appropriate measures when it identifies cases of corruption?

Table 49.2

PR Police Takes Appropriate Measures When It Identifies Cases of Corruption

	POLICE AREA															
	TOTAL	San Juan	Arecibo	Ponce	Humacao	Mayagüez	Caguas	Bayamón	Carolina	Guayama	Aguadilla	Utua	Fajardo	Aibonito	Head-quarters	
	Percentage (%)															
<i>Z-test</i>		(R)	(S)	(T)	(U)	(V)	(W)	(X)	(Y)	(Z)	(a)	(b)	(c)	(d)	(e)	
Yes	49.0	50.0 c	43.0	49.0 c	44.0	54.0 c	53.0 c	50.0 c	58.0 SUZce	44.0	46.0 c	56.0 c	31.0	64.0 **	46.0 c	
No	18.0	16.0	19.0 Yd	17.0 Yd	20.0 Yd	20.0 Yd	22.0 Yd	17.0 d	10.0	24.0 Yd	19.0 Yd	14.0	20.0 Yd	8.0	23.0 Yd	
Don't know	33.0	34.0	38.0 VW	34.0	36.0	26.0	25.0	33.0	32.0	32.0	35.0	30.0	49.0 **	28.0	31.0	
	Frequency															
Yes	981	95	63	106	47	77	70	103	82	37	64	37	23	63	114	
No	357	30	27	38	22	29	29	34	14	20	27	9	15	8	55	
Don't know	655	66	55	73	39	37	34	68	46	27	48	20	37	28	77	
Unweighted Base	1993	191	145	217	108	143	133	205	142	84	139	66	75	99	246	

Notes

Z-test = Significant Level 95% - Examined Columns RSTUVWXYZabcde.

** Significantly higher than > 5 police areas.

Q49. Do you think that the PR Police takes appropriate measures when it identifies cases of corruption?

COMMUNITY INTERACTION AND PUBLIC INFORMATION

Table 50.1

Level of Agreement that the PR Police Know the Needs and Concerns of the Community

	TOTAL	AGE				GENDER		YEARS IN SERVICE					OFFICE RANK				
		24 - 34 years	35 - 44 years	45 - 54 years	55 - 62 years	Female	Male	0 - 9 years	10 - 14 years	15 - 19 years	20 - 24 years	25 + years	PO	SGT	2 ND LT	1 ST LT	EXO
		Percentage (%)															
Z-test		(B)	(C)	(D)	(E)	(F)	(G)	(H)	(I)	(J)	(K)	(L)	(M)	(N)	(O)	(P)	(Q)
(5) Totally agree	20.7	25.6	19.4	19.6	24.9	15.5	22.8	27.8	21.4	18.4	19.0	21.5	19.1	24.2	25.1	23.4	27.9
(4) Somewhat agree	46.4	34.1	45.1	47.7	47.4	47.8	45.8	35.4	41.3	47.1	44.9	48.8	45.7	48.1	48.7	44.7	47.5
(3) Nor agree, nor disagree	16.0	14.6	17.4	16.8	11.7	15.2	16.3	13.9	18.9	15.7	16.8	15.3	16.5	16.9	13.1	23.4	4.9
(2) Somewhat disagree	8.0	7.3	8.6	8.0	7.4	11.1	6.8	11.4	6.8	8.8	9.6	7.1	8.6	5.0	6.3	4.3	16.4
(1) Totally disagree	4.6	12.2	6.0	3.3	4.6	4.6	4.6	7.6	7.8	5.4	5.0	3.3	4.8	3.5	5.2	4.3	3.3
Don't know	4.3	6.1	3.5	4.6	4.0	5.9	3.6	3.8	3.9	4.6	4.8	4.0	5.3	2.3	1.6	—	—
TOP 2 BOX (4, 5)	67.1	59.8	64.5	67.3	72.3	63.3	68.6	63.3	62.6	65.5	63.8	70.2	64.9	72.3	73.8	68.1	75.4
BOT 2 BOX (1, 2)	12.6	19.5	14.7	11.2	12.0	15.7	11.5	19.0	14.6	14.2	14.6	10.4	13.4	8.5	11.5	8.5	19.7
AVERAGE	3.7	3.6	3.7	3.8	3.8	3.6	3.8	3.7	3.6	3.7	3.7	3.8	3.7	3.9	3.8	3.8	3.8
		Frequency															
(5) Totally agree	413	21	106	199	87	87	326	22	44	48	87	212	274	63	48	11	17
(4) Somewhat agree	924	28	246	484	166	268	656	28	85	123	206	482	656	125	93	21	29
(3) Nor agree, nor disagree	319	12	95	171	41	85	234	11	39	41	77	151	236	44	25	11	3
(2) Somewhat disagree	160	6	47	81	26	62	98	9	14	23	44	70	123	13	12	2	10
(1) Totally disagree	92	10	33	33	16	26	66	6	16	14	23	33	69	9	10	2	2
Don't know	85	5	19	47	14	33	52	3	8	12	22	40	76	6	3	—	—
TOP 2 BOX (4, 5)	1337	49	352	683	253	355	982	50	129	171	293	694	930	188	141	32	46
BOT 2 BOX (1, 2)	252	16	80	114	42	88	164	15	30	37	67	103	192	22	22	4	12
Unweighted Base	1993	82	546	1015	350	561	1432	79	206	261	459	988	1434	260	191	47	61

Notes

Z-test = Significant Level 95% - Examined Columns BCDE, FG, HIJKL, MNOPO.

Rank: PO=Police Officer / SGT=Sergeant / 2ND LT=2ND Lieutenant / 1ST LT=1ST Lieutenant / EXO=Executive Officer.

Q50. According to your perception, how much do you agree that the PR Police knows the needs and concerns of the community?

FPM PRPB SURVEY

Table 50.2

Level of Agreement that the PR Police Know the Needs and Concerns of the Community

	POLICE AREA														
	TOTAL	San Juan	Arecibo	Ponce	Humacao	Mayagüez	Caguas	Bayamón	Carolina	Guayama	Aguadilla	Utua	Fajardo	Aibonito	Head-quarters
	Percentage (%)														
Z-test	(R)	(S)	(T)	(U)	(V)	(W)	(X)	(Y)	(Z)	(a)	(b)	(c)	(d)	(e)	
(5) Totally agree	20.7	19.9	20.0	17.1	25.9	16.1	18.0	21.0	23.9	14.3	17.3	27.3	24.0	21.2	26.0
(4) Somewhat agree	46.4	47.6	45.5	45.2	41.7	52.4	45.1	39.5	45.1	54.8	49.6	48.5	49.3	48.5	45.5
(3) Nor agree, nor disagree	16.0	16.8	16.6	17.5	10.2	15.4	17.3	20.0	15.5	19.0	16.5	15.2	17.3	14.1	12.2
(2) Somewhat disagree	8.0	8.4	8.3	10.1	8.3	7.7	11.3	10.2	5.6	7.1	7.2	6.1	5.3	6.1	6.5
(1) Totally disagree	4.6	4.2	4.1	5.5	4.6	4.2	6.0	4.4	4.2	1.2	5.8	1.5	1.3	6.1	6.1
Don't know	4.3	3.1	5.5	4.6	9.3	4.2	2.3	4.9	5.6	3.6	3.6	1.5	2.7	4.0	3.7
TOP 2 BOX (4, 5)	67.1	67.5	65.5	62.2	67.6	68.5	63.2	60.5	69.0	69.0	66.9	75.8	73.3	69.7	71.5
BOT 2 BOX (1, 2)	12.6	12.6	12.4	15.7	13.0	11.9	17.3	14.6	9.9	8.3	12.9	7.6	6.7	12.1	12.6
AVERAGE	3.7	3.7	3.7	3.6	3.8	3.7	3.6	3.7	3.8	3.8	3.7	4.0	3.9	3.8	3.8
	Frequency														
(5) Totally agree	413	38	29	37	28	23	24	43	34	12	24	18	18	21	64
(4) Somewhat agree	924	91	66	98	45	75	60	81	64	46	69	32	37	48	112
(3) Nor agree, nor disagree	319	32	24	38	11	22	23	41	22	16	23	10	13	14	30
(2) Somewhat disagree	160	16	12	22	9	11	15	21	8	6	10	4	4	6	16
(1) Totally disagree	92	8	6	12	5	6	8	9	6	1	8	1	1	6	15
Don't know	85	6	8	10	10	6	3	10	8	3	5	1	2	4	9
TOP 2 BOX (4, 5)	1337	129	95	135	73	98	84	124	98	58	93	50	55	69	176
BOT 2 BOX (1, 2)	252	24	18	34	14	17	23	30	14	7	18	5	5	12	31
Unweighted Base	1993	191	145	217	108	143	133	205	142	84	139	66	75	99	246

Notes

Z-test = Significant Level 95% - Examined Columns **RSTUVWXYZabcde**.

** Significantly higher than > 5 police areas.

Q50. According to your perception, how much do you agree that the PR Police knows the needs and concerns of the community?

Table 51.1

Level of Agreement that the Community Police Promotes the Participation of the Communities in Solving Problems and Fighting Crime

	TOTAL	AGE				GENDER		YEARS IN SERVICE					OFFICE RANK				
		24 - 34 years	35 - 44 years	45 - 54 years	55 - 62 years	Female	Male	0 - 9 years	10 - 14 years	15 - 19 years	20 - 24 years	25 + years	PO	SGT	2 ND LT	1 ST LT	EXO
	Percentage (%)																
Z-test	(B)	(C)	(D)	(E)	(F)	(G)	(H)	(I)	(J)	(K)	(L)	(M)	(N)	(O)	(P)	(Q)	
(5) Totally agree	32.2	39.0	31.9	30.8	34.9	28.0	33.8	39.2	34.0	26.4	32.5	32.6	29.9	30.0	46.6	29.8	50.8
(4) Somewhat agree	42.2	29.3	39.6	44.7	42.0	43.0	41.9	31.6	35.4	46.7	39.2	44.6	42.1	47.3	37.2	40.4	39.3
(3) Nor agree, nor disagree	15.8	19.5	16.5	16.0	13.1	17.1	15.2	19.0	19.9	16.1	16.1	14.4	17.0	15.4	8.4	23.4	4.9
(2) Somewhat disagree	6.3	6.1	7.0	5.7	6.9	8.4	5.4	5.1	4.9	7.3	7.8	5.7	6.6	5.4	5.8	4.3	4.9
(1) Totally disagree	3.6	6.1	5.1	2.8	3.1	3.6	3.6	5.1	5.8	3.4	4.4	2.7	4.3	1.9	2.1	2.1	—
TOP 2 BOX (4, 5)	74.4	68.3	71.4	75.6	76.9	70.9	75.7	70.9	69.4	73.2	71.7	77.2	72.0	77.3	83.8	70.2	90.2
BOT 2 BOX (1, 2)	9.9	12.2	12.1	8.5	10.0	11.9	9.1	10.1	10.7	10.7	12.2	8.4	10.9	7.3	7.9	6.4	4.9
AVERAGE	3.9	3.9	3.9	4.0	4.0	3.8	4.0	4.0	3.9	3.9	3.9	4.0	3.9	4.0	4.2	3.9	4.4
	Frequency																
(5) Totally agree	641	32	174	313	122	157	484	31	70	69	149	322	429	78	89	14	31
(4) Somewhat agree	841	24	216	454	147	241	600	25	73	122	180	441	604	123	71	19	24
(3) Nor agree, nor disagree	314	16	90	162	46	96	218	15	41	42	74	142	244	40	16	11	3
(2) Somewhat disagree	125	5	38	58	24	47	78	4	10	19	36	56	95	14	11	2	3
(1) Totally disagree	72	5	28	28	11	20	52	4	12	9	20	27	62	5	4	1	—
TOP 2 BOX (4, 5)	1482	56	390	767	269	398	1084	56	143	191	329	763	1033	201	160	33	55
BOT 2 BOX (1, 2)	197	10	66	86	35	67	130	8	22	28	56	83	157	19	15	3	3
Unweighted Base	1993	82	546	1015	350	561	1432	79	206	261	459	988	1434	260	191	47	61

Notes

Z-test = Significant Level 95% - Examined Columns BCDE, FG, HIJKL, MNOPO.

Rank: PO=Police Officer / SGT=Sergeant / 2ND LT=2ND Lieutenant / 1ST LT=1ST Lieutenant / EXO=Executive Officer.

Q51. How much do you agree that the Community Police promotes the participation of communities in solving problems and fighting crime?

Table 51.2

Level of Agreement that the Community Police Promotes the Participation of the Communities in Solving Problems and Fighting Crime

	POLICE AREA														
	TOTAL	San Juan	Arecibo	Ponce	Humacao	Mayagüez	Caguas	Bayamón	Carolina	Guayama	Aguadilla	Utua	Fajardo	Aibonito	Head-quarters
	Percentage (%)														
Z-test	(R)	(S)	(T)	(U)	(V)	(W)	(X)	(Y)	(Z)	(a)	(b)	(c)	(d)	(e)	
(5) Totally agree	32.2	35.6 SVZ	23.4	33.2 SVZ	36.1 SVZ	21.7	36.8 SVZ	32.2 V	31.7	21.4	30.9	31.8	30.7	30.3	41.5 SVXZa
(4) Somewhat agree	42.2	37.7	42.1	36.9	40.7	51.7 RTWXe	35.3	34.1	46.5 X	56.0 **	46.8 X	50.0 WX	46.7	47.5 X	40.7
(3) Nor agree, nor disagree	15.8	16.8	23.4 UYade	18.0 e	12.0	17.5	15.8	21.5 Uae	14.1	13.1	11.5	13.6	14.7	13.1	10.6
(2) Somewhat disagree	6.3	5.2	6.9	7.8	5.6	5.6	9.0	8.8	5.6	6.0	5.0	3.0	4.0	7.1	4.9
(1) Totally disagree	3.6	4.7	4.1	4.1	5.6	3.5	3.0	3.4	2.1	3.6	5.8	1.5	4.0	2.0	2.4
TOP 2 BOX (4, 5)	74.4	73.3	65.5	70.0	76.9	73.4	72.2	66.3	78.2 SX	77.4	77.7 SX	81.8 SX	77.3	77.8 SX	82.1 **
BOT 2 BOX (1, 2)	9.9	9.9	11.0	12.0	11.1	9.1	12.0	12.2	7.7	9.5	10.8	4.5	8.0	9.1	7.3
AVERAGE	3.9	3.9	3.7	3.9	4.0	3.8	3.9	3.8	4.0 S	3.9	3.9	4.1 S	4.0	4.0	4.1 **
	Frequency														
(5) Totally agree	641	68	34	72	39	31	49	66	45	18	43	21	23	30	102
(4) Somewhat agree	841	72	61	80	44	74	47	70	66	47	65	33	35	47	100
(3) Nor agree, nor disagree	314	32	34	39	13	25	21	44	20	11	16	9	11	13	26
(2) Somewhat disagree	125	10	10	17	6	8	12	18	8	5	7	2	3	7	12
(1) Totally disagree	72	9	6	9	6	5	4	7	3	3	8	1	3	2	6
TOP 2 BOX (4, 5)	1482	140	95	152	83	105	96	136	111	65	108	54	58	77	202
BOT 2 BOX (1, 2)	197	19	16	26	12	13	16	25	11	8	15	3	6	9	18
Unweighted Base	1993	191	145	217	108	143	133	205	142	84	139	66	75	99	246

Notes

Z-test = Significant Level 95% - Examined Columns RSTUVWXYZabcde.

** Significantly higher than > 5 police areas.

Q51. How much do you agree that the Community Police promotes the participation of communities in solving problems and fighting crime?

Table 52.1

Level of Agreement that the PR Police Has Trained Its Officers to Work and Fight Crime Together with the Communities

	TOTAL	AGE				GENDER		YEARS IN SERVICE					OFFICE RANK				
		24 - 34 years	35 - 44 years	45 - 54 years	55 - 62 years	Female	Male	0 - 9 years	10 - 14 years	15 - 19 years	20 - 24 years	25 + years	PO	SGT	2 ND LT	1 ST LT	EXO
Percentage (%)																	
Z-test	(B)	(C)	(D)	(E)	(F)	(G)	(H)	(I)	(J)	(K)	(L)	(M)	(N)	(O)	(P)	(Q)	
(5) Totally agree	29.5	34.1	26.9	30.0	30.9	27.3	30.3	34.2	32.0	28.7	27.2	29.8	29.0	32.7	30.4	21.3	29.5
(4) Somewhat agree	40.0	32.9	37.4	40.5	44.6	40.1	40.0	31.6	35.0	41.0	39.2	41.9	40.1	36.5	39.3	55.3	44.3
(3) Nor agree, nor disagree	15.9	19.5	16.7	16.3	12.9	18.4	14.9	22.8	14.6	13.0	17.2	15.8	16.2	16.9	16.2	12.8	6.6
(2) Somewhat disagree	9.5	6.1	11.9	9.2	7.7	10.7	9.1	7.6	8.7	11.9	11.3	8.4	9.1	10.8	8.9	6.4	18.0
(1) Totally disagree	5.1	7.3	7.1	4.1	4.0	3.6	5.7	3.8	9.7	5.4	5.0	4.1	5.6	3.1	5.2	4.3	1.6
TOP 2 BOX (4, 5)	69.5	67.1	64.3	70.4	75.4	67.4	70.3	65.8	67.0	69.7	66.4	71.7	69.1	69.2	69.6	76.6	73.8
BOT 2 BOX (1, 2)	14.6	13.4	19.0	13.3	11.7	14.3	14.7	11.4	18.4	17.2	16.3	12.6	14.7	13.8	14.1	10.6	19.7
AVERAGE	3.8	3.8	3.7	3.8	3.9	3.8	3.8	3.9	3.7	3.8	3.7	3.9	3.8	3.9	3.8	3.8	3.8
Frequency																	
(5) Totally agree	587	28	147	304	108	153	434	27	66	75	125	294	416	85	58	10	18
(4) Somewhat agree	798	27	204	411	156	225	573	25	72	107	180	414	575	95	75	26	27
(3) Nor agree, nor disagree	317	16	91	165	45	103	214	18	30	34	79	156	232	44	31	6	4
(2) Somewhat disagree	190	5	65	93	27	60	130	6	18	31	52	83	131	28	17	3	11
(1) Totally disagree	101	6	39	42	14	20	81	3	20	14	23	41	80	8	10	2	1
TOP 2 BOX (4, 5)	1385	55	351	715	264	378	1007	52	138	182	305	708	991	180	133	36	45
BOT 2 BOX (1, 2)	291	11	104	135	41	80	211	9	38	45	75	124	211	36	27	5	12
Unweighted Base	1993	82	546	1015	350	561	1432	79	206	261	459	988	1434	260	191	47	61

Notes

Z-test = Significant Level 95% - Examined Columns BCDE, FG, HIJKL, MNOPO.

Rank: PO=Police Officer / SGT=Sergeant / 2ND LT=2ND Lieutenant / 1ST LT=1ST Lieutenant / EXO=Executive Officer.

Q52. How much do you agree that the PR Police has trained its members to work and fight crime together with the communities?

FPM PRPB SURVEY

Table 52.2

Level of Agreement that the PR Police Has Trained Its Officers to Work and Fight Crime Together with the Communities

	TOTAL	POLICE AREA													
	San Juan	Arecibo	Ponce	Humacao	Mayagüez	Caguas	Bayamón	Carolina	Guayama	Aguadilla	Utuaado	Fajardo	Aibonito	Head-quarters	
	Percentage (%)														
Z-test	(R)	(S)	(T)	(U)	(V)	(W)	(X)	(Y)	(Z)	(a)	(b)	(c)	(d)	(e)	
(5) Totally agree	29.5	30.4 S	20.7	29.5	34.3 Sa	26.6	28.6	28.3	28.9	23.8	21.6	34.8 Sa	26.7	33.3 Sa	39.4 **
(4) Somewhat agree	40.0	39.3	37.9	36.4	38.0	42.0	38.3	38.0	43.7	40.5	46.0	43.9	45.3	41.4	38.6
(3) Nor agree, nor disagree	15.9	15.7	22.8 UYe	17.1	13.0	16.8	16.5	17.1	13.4	21.4 e	14.4	15.2	17.3	14.1	11.4
(2) Somewhat disagree	9.5	11.0	11.7	9.7	8.3	9.8	13.5	10.2	9.2	10.7	10.1	4.5	5.3	7.1	7.7
(1) Totally disagree	5.1	3.7	6.9	7.4 e	6.5	4.9	3.0	6.3	4.9	3.6	7.9 e	1.5	5.3	4.0	2.8
TOP 2 BOX (4, 5)	69.5	69.6 S	58.6	65.9	72.2 S	68.5	66.9	66.3	72.5 S	64.3	67.6	78.8 ST	72.0	74.7 S	78.0 **
BOT 2 BOX (1, 2)	14.6	14.7	18.6 be	17.1 be	14.8	14.7	16.5 b	16.6 b	14.1	14.3	18.0 be	6.1	10.7	11.1	10.6
AVERAGE	3.8	3.8 S	3.5	3.7	3.9 S	3.8	3.8	3.7	3.8 S	3.7	3.6	4.1 STXZa	3.8	3.9 Sa	4.0 **
	Frequency														
(5) Totally agree	587	58	30	64	37	38	38	58	41	20	30	23	20	33	97
(4) Somewhat agree	798	75	55	79	41	60	51	78	62	34	64	29	34	41	95
(3) Nor agree, nor disagree	317	30	33	37	14	24	22	35	19	18	20	10	13	14	28
(2) Somewhat disagree	190	21	17	21	9	14	18	21	13	9	14	3	4	7	19
(1) Totally disagree	101	7	10	16	7	7	4	13	7	3	11	1	4	4	7
TOP 2 BOX (4, 5)	1385	133	85	143	78	98	89	136	103	54	94	52	54	74	192
BOT 2 BOX (1, 2)	291	28	27	37	16	21	22	34	20	12	25	4	8	11	26
Unweighted Base	1993	191	145	217	108	143	133	205	142	84	139	66	75	99	246

Notes
 Z-test = Significant Level 95% - Examined Columns RSTUVWXYZabcde.
 ** Significantly higher than > 5 police areas.
 Q52. How much do you agree that the PR Police has trained its members to work and fight crime together with the communities?

Table 53.1

Level of Respect that Communities Have for PR Police Officers

	TOTAL	AGE				GENDER		YEARS IN SERVICE					OFFICE RANK				
	24 - 34 years	35 - 44 years	45 - 54 years	55 - 62 years	Female	Male	0 - 9 years	10 - 14 years	15 - 19 years	20 - 24 years	25 + years	PO	SGT	2 ND LT	1 ST LT	EXO	
	Percentage (%)																
Z-test	(B)	(C)	(D)	(E)	(F)	(G)	(H)	(I)	(J)	(K)	(L)	(M)	(N)	(O)	(P)	(Q)	
(4) A lot of respect	9.0	9.0 D	10.0 D	7.0 D	12.0 D	7.0	10.0	13.0	10.0	8.0	10.0	8.0 N	10.0 N	6.0	8.0	16.0 NP	
(3) Some respect	41.0	29.0	33.0	42.0	52.0	40.0	41.0	29.0	33.0	34.0	38.0	46.0 HIJK	37.0	50.0 M	47.0 M	56.0 M	
(2) Little respect	39.0	40.0 E	43.0 E	40.0 E	28.0	37.0	39.0	43.0	39.0	45.0 L	40.0	36.0	40.0 Q	35.0	38.0 Q	23.0	
(1) No respect at all	11.0	22.0 CDE	13.0 E	11.0	8.0	15.0 G	10.0	15.0	17.0 L	12.0	12.0	10.0	13.0 O	10.0	7.0	5.0	
TOP 2 BOX (3, 4)	50.0	38.0	43.0	49.0	64.0	48.0	51.0	42.0	44.0	43.0	48.0	55.0 HIJK	47.0	56.0 M	60.0 M	72.0 MNO	
BOT 2 BOX (1, 2)	50.0	62.0 DE	57.0 DE	51.0 E	36.0	52.0	49.0	58.0 L	56.0 L	57.0 L	52.0 L	45.0	53.0 NOQ	44.0 Q	46.0 Q	28.0	
AVERAGE	2.5	2.2	2.4	2.5	2.7 B	2.4	2.5 F	2.4	2.4	2.4	2.5	2.5 JJ	2.4	2.5	2.6	2.8 MNO	
	Frequency																
(4) A lot of respect	179	7	57	72	43	41	138	10	21	22	46	80	137	15	15	10	
(3) Some respect	814	24	180	429	181	226	588	23	69	90	173	459	535	130	89	34	
(2) Little respect	772	33	236	404	99	209	563	34	81	118	184	355	578	90	73	14	
(1) No respect at all	228	18	73	110	27	85	143	12	35	31	56	94	184	25	14	3	
TOP 2 BOX (3, 4)	993	31	237	501	224	267	726	33	90	112	219	539	672	145	104	44	
BOT 2 BOX (1, 2)	1000	51	309	514	126	294	706	46	116	149	240	449	762	115	87	17	
Unweighted Base	1993	82	546	1015	350	561	1432	79	206	261	459	988	1434	260	191	61	

Notes
 Z-test = Significant Level 95% - Examined Columns BCDE, FG, HIJK, MNOPO.
 Rank: PO=Police Officer / SGT=Sergeant / 2ND LT=2ND Lieutenant / 1ST LT=1ST Lieutenant / EXO=Executive Officer.
 Q53. What is the level of respect that the communities have towards the members of the PR Police?

FPM PRPB SURVEY

Table 53.2

Level of Respect that Communities Have for PR Police Officers

	TOTAL	POLICE AREA													
	San Juan	Arecibo	Ponce	Humacao	Mayagüez	Caguas	Bayamón	Carolina	Guayama	Aguadilla	Utua	Fajardo	Aibonito	Head-quarters	
Percentage (%)															
Z-test	(R)	(S)	(T)	(U)	(V)	(W)	(X)	(Y)	(Z)	(a)	(b)	(c)	(d)	(e)	
(4) A lot of respect	9.0	9.0	8.0	10.0	16.0	12.0	6.0	9.0	7.0	6.0	14.0	3.0	12.0	10.0	
			c	SVXac		Xc					Xc		c	c	
(3) Some respect	41.0	34.0	44.0	48.0	36.0	43.0	34.0	38.0	36.0	43.0	41.0	48.0	56.0	44.0	
			R	RUWXY							RW	**			
(2) Little respect	39.0	42.0	38.0	36.0	39.0	38.0	46.0	45.0	37.0	39.0	26.0	32.0	35.0	37.0	
		b					Tbc	b							
(1) No respect at all	11.0	15.0	10.0	6.0	12.0	16.0	10.0	10.0	13.0	14.0	12.0	9.0	8.0	13.0	
		T			T	T			T	T				T	
TOP 2 BOX (3, 4)	50.0	42.0	52.0	58.0	52.0	49.0	46.0	43.0	45.0	50.0	47.0	62.0	59.0	57.0	
				RWXYa								RWXYa	RX	RX	
BOT 2 BOX (1, 2)	50.0	58.0	48.0	42.0	48.0	51.0	54.0	57.0	55.0	50.0	53.0	38.0	41.0	43.0	
		Tbcd					Tb	Tbcd	Tb		Tb				
AVERAGE	2.5	2.4	2.5	2.6	2.6	2.4	2.4	2.4	2.4	2.4	2.4	2.6	2.5	2.6	
			**									RXa		RXa	
Frequency															
(4) A lot of respect	179	17	11	22	17	9	16	12	13	6	8	9	2	12	25
(3) Some respect	814	64	64	104	39	61	45	77	51	36	57	32	42	44	98
(2) Little respect	772	81	55	78	39	56	51	95	64	31	54	17	24	35	92
(1) No respect at all	228	29	15	13	13	17	21	21	14	11	20	8	7	8	31
TOP 2 BOX (3, 4)	993	81	75	126	56	70	61	89	64	42	65	41	44	56	123
BOT 2 BOX (1, 2)	1000	110	70	91	52	73	72	116	78	42	74	25	31	43	123
Unweighted Base	1993	191	145	217	108	143	133	205	142	84	139	66	75	99	246

Notes

Z-test = Significant Level 95% - Examined Columns RSTUVWXYZabcde.

** Significantly higher than > 5 police areas.

Q53. What is the level of respect that the communities have towards the members of the PR Police?

Table 54.1

Level of Agreement that the Police Officers Provide a Good Treatment to the Homeless Population in Puerto Rico

	TOTAL	AGE				GENDER		YEARS IN SERVICE					OFFICE RANK				
	24 - 34 years	35 - 44 years	45 - 54 years	55 - 62 years	Female	Male	0 - 9 years	10 - 14 years	15 - 19 years	20 - 24 years	25 + years	PO	SGT	2 ND LT	1 ST LT	EXO	
Percentage (%)																	
Z-test	(B)	(C)	(D)	(E)	(F)	(G)	(H)	(I)	(J)	(K)	(L)	(M)	(N)	(O)	(P)	(Q)	
(5) Totally agree	38.5	41.5	40.7	36.9	38.9	36.4	39.3	46.8	40.8	37.2	39.2	37.3	38.6	35.0	41.4	36.2	44.3
(4) Somewhat agree	42.4	42.7	39.4	43.4	44.3	41.5	42.8	38.0	38.8	42.9	39.7	44.7	42.3	45.4	38.7	44.7	42.6
(3) Nor agree, nor disagree	12.2	12.2	13.2	12.5	10.0	13.7	11.7	12.7	16.5	12.3	12.4	11.2	12.6	11.5	12.6	8.5	9.8
								L									
(2) Somewhat disagree	5.2	2.4	4.6	5.6	5.4	7.0	4.5	2.5	2.4	5.7	6.3	5.3	4.8	6.5	6.8	4.3	3.3
						G					I						
(1) Totally disagree	1.7	1.2	2.2	1.5	1.4	1.4	1.7	—	1.5	1.9	2.4	1.4	1.7	1.5	0.5	6.4	—
																MNOQ	
TOP 2 BOX (4, 5)	80.9	84.1	80.0	80.4	83.1	77.9	82.1	84.8	79.6	80.1	78.9	82.1	80.9	80.4	80.1	80.9	86.9
							F										
BOT 2 BOX (1, 2)	6.8	3.7	6.8	7.1	6.9	8.4	6.2	2.5	3.9	7.7	8.7	6.7	6.6	8.1	7.3	10.6	3.3
											I						
AVERAGE	4.1	4.2	4.1	4.1	4.1	4.0	4.1	4.3	4.2	4.1	4.1	4.1	4.1	4.1	4.1	4.0	4.3
							F										
Frequency																	
(5) Totally agree	767	34	222	375	136	204	563	37	84	97	180	369	553	91	79	17	27
(4) Somewhat agree	846	35	215	441	155	233	613	30	80	112	182	442	607	118	74	21	26
(3) Nor agree, nor disagree	244	10	72	127	35	77	167	10	34	32	57	111	180	30	24	4	6
(2) Somewhat disagree	103	2	25	57	19	39	64	2	5	15	29	52	69	17	13	2	2
(1) Totally disagree	33	1	12	15	5	8	25	—	3	5	11	14	25	4	1	3	—
TOP 2 BOX (4, 5)	1613	69	437	816	291	437	1176	67	164	209	362	811	1160	209	153	38	53
BOT 2 BOX (1, 2)	136	3	37	72	24	47	89	2	8	20	40	66	94	21	14	5	2
Unweighted Base	1993	82	546	1015	350	561	1432	79	206	261	459	988	1434	260	191	47	61

Notes

Z-test = Significant Level 95% - Examined Columns BCDE, FG, HIJKL, MNOPO.

Rank: PO=Police Officer / SGT=Sergeant / 2ND LT=2ND Lieutenant / 1ST LT=1ST Lieutenant / EXO=Executive Officer.

Q54. Comparing the treatment that the PR Police provides to different groups or specific sectors of society, how much do you agree that members of the police treat the homeless population in Puerto Rico well?

FPM PRPB SURVEY

211

Table 54.2

Level of Agreement that the Police Officers Provide a Good Treatment to the Homeless Population in Puerto Rico

	POLICE AREA														
	TOTAL	San Juan	Arecibo	Ponce	Humacao	Mayagüez	Caguas	Bayamón	Carolina	Guayama	Aguadilla	Utuaado	Fajardo	Aibonito	Head-quarters
	Percentage (%)														
Z-test	(R)	(S)	(T)	(U)	(V)	(W)	(X)	(Y)	(Z)	(a)	(b)	(c)	(d)	(e)	
(5) Totally agree	38.5	39.8	33.8	33.6	37.0	38.5	38.3	35.6	42.3	32.1	41.0	53.0 **	38.7	39.4	41.9
(4) Somewhat agree	42.4	42.4	42.8	40.1	47.2	45.5	39.1	42.4	41.5	44.0	38.1	30.3	42.7	50.5	44.7
(3) Nor agree, nor disagree	12.2	11.0	14.5	14.7	7.4	11.9	13.5	15.1	9.9	16.7	13.7	13.6	16.0	6.1	8.9
(2) Somewhat disagree	5.2	5.2	7.6	7.4	5.6	3.5	6.0	5.4	5.6	6.0	5.8	1.5	1.3	3.0	4.1
(1) Totally disagree	1.7	1.6	1.4	4.1	2.8	0.7	3.0	1.5	0.7	1.2	1.4	1.5	1.3	1.0	0.4
TOP 2 BOX (4, 5)	80.9	82.2 T	76.6	73.7	84.3 T	83.9 T	77.4	78.0	83.8 T	76.2	79.1	83.3	81.3	89.9 **	86.6 STWXZ
BOT 2 BOX (1, 2)	6.8	6.8	9.0	11.5	8.3	4.2	9.0	6.8	6.3	7.1	7.2	3.0	2.7	4.0	4.5
AVERAGE	4.1	4.1 T	4.0	3.9	4.1	4.2 T	4.0	4.1	4.2 T	4.0	4.1	4.3 STXZ	4.2	4.2 ST	4.2 STWXZ
	Frequency														
(5) Totally agree	767	76	49	73	40	55	51	73	60	27	57	35	29	39	103
(4) Somewhat agree	846	81	62	87	51	65	52	87	59	37	53	20	32	50	110
(3) Nor agree, nor disagree	244	21	21	32	8	17	18	31	14	14	19	9	12	6	22
(2) Somewhat disagree	103	10	11	16	6	5	8	11	8	5	8	1	1	3	10
(1) Totally disagree	33	3	2	9	3	1	4	3	1	1	2	1	1	1	1
TOP 2 BOX (4, 5)	1613	157	111	160	91	120	103	160	119	64	110	55	61	89	213
BOT 2 BOX (1, 2)	136	13	13	25	9	6	12	14	9	6	10	2	2	4	11
Unweighted Base	1993	191	145	217	108	143	133	205	142	84	139	66	75	99	246

Notes

Z-test = Significant Level 95% - Examined Columns RSTUVWXYZabcde.

** Significantly higher than > 5 police areas.

Q54. Comparing the treatment that the PR Police provides to different groups or specific sectors of society, how much do you agree that members of the police treat the homeless population in Puerto Rico well?

INFORMATION SYSTEMS AND TECHNOLOGY

Table 55.1

PR Police Provides Sufficient Training to Police Officers to Train Them in the Efficient and Proper Use of Information Systems

	TOTAL	AGE				GENDER		YEARS IN SERVICE					OFFICE RANK				
		24 - 34 years	35 - 44 years	45 - 54 years	55 - 62 years	Female	Male	0 - 9 years	10 - 14 years	15 - 19 years	20 - 24 years	25 + years	PO	SGT	2 ND LT	1 ST LT	EXO
Percentage (%)																	
Z-test		(B)	(C)	(D)	(E)	(F)	(G)	(H)	(I)	(J)	(K)	(L)	(M)	(N)	(O)	(P)	(Q)
Yes	54.0	49.0	55.0	51.0	63.0	55.0	54.0	52.0	56.0	51.0	51.0	56.0	56.0	48.0	48.0	43.0	57.0
No	46.0	51.0	45.0	49.0	37.0	45.0	46.0	48.0	44.0	49.0	49.0	44.0	44.0	52.0	52.0	57.0	43.0
Frequency																	
Yes	1080	40	298	522	220	310	770	41	115	134	236	554	807	126	92	20	35
No	913	42	248	493	130	251	662	38	91	127	223	434	627	134	99	27	26
Unweighted Base	1993	82	546	1015	350	561	1432	79	206	261	459	988	1434	260	191	47	61

Notes

Z-test = Significant Level 95% - Examined Columns BCDE, FG, HIJKL, MNOPO.

Rank: PO=Police Officer / SGT=Sergeant / 2ND LT=2ND Lieutenant / 1ST LT=1ST Lieutenant / EXO=Executive Officer.

Q55. Do you consider that the PR Police provide enough training to police members to train them in the efficient and proper use of information systems?

Table 55.2

PR Police Provides Sufficient Training to Police Officers to Train Them in the Efficient and Proper Use of Information Systems

	TOTAL	POLICE AREA													Head-quarters
		San Juan	Arecibo	Ponce	Humacao	Mayagüez	Caguas	Bayamón	Carolina	Guayama	Aguadilla	Utuaado	Fajardo	Aibonito	
Percentage (%)															
Z-test		(R)	(S)	(T)	(U)	(V)	(W)	(X)	(Y)	(Z)	(a)	(b)	(c)	(d)	(e)
Yes	54.0	52.0	52.0	55.0	58.0	49.0	51.0	53.0	56.0	52.0	47.0	50.0	52.0	62.0	63.0
No	46.0	48.0	48.0	45.0	42.0	51.0	49.0	47.0	44.0	48.0	53.0	50.0	48.0	38.0	37.0
Frequency															
Yes	1080	99	75	119	63	70	68	109	80	44	66	33	39	61	154
No	913	92	70	98	45	73	65	96	62	40	73	33	36	38	92
Unweighted Base	1993	191	145	217	108	143	133	205	142	84	139	66	75	99	246

Notes

Z-test = Significant Level 95% - Examined Columns RSTUVWXYZabcde.

** Significantly higher than > 5 police areas.

Q55. Do you consider that the PR Police provide enough training to police members to train them in the efficient and proper use of information systems?

FPM PRPB SURVEY

Table 56.1

Level of Agreement that the PR Police Publishes Reliable General Statistics of Puerto Rico On All Types of Crimes

	TOTAL	AGE				GENDER		YEARS IN SERVICE					OFFICE RANK				
		24 - 34 years	35 - 44 years	45 - 54 years	55 - 62 years	Female	Male	0 - 9 years	10 - 14 years	15 - 19 years	20 - 24 years	25 + years	PO	SGT	2 ND LT	1 ST LT	EXO
Percentage (%)																	
Z-test	(B)	(C)	(D)	(E)	(F)	(G)	(H)	(I)	(J)	(K)	(L)	(M)	(N)	(O)	(P)	(Q)	
(5) Totally agree	37.5	36.6	34.6	37.7	41.4	31.4	39.9	34.2	36.4	31.0	35.5	40.6	34.3	38.5	49.2	48.9	62.3
(4) Somewhat agree	35.4	25.6	34.8	36.1	36.6	38.3	34.2	35.4	28.6	38.3	36.6	35.4	35.8	38.5	31.9	34.0	23.0
(3) Nor agree, nor disagree	12.4	17.1	14.3	11.8	10.0	14.6	11.5	16.5	15.5	14.2	13.9	10.2	13.9	10.4	9.4	4.3	1.6
(2) Somewhat disagree	6.5	7.3	5.5	6.9	6.6	7.1	6.2	6.3	4.4	8.4	5.4	6.9	6.8	5.4	4.2	6.4	9.8
(1) Totally disagree	4.8	4.9	7.0	4.3	2.9	5.0	4.7	2.5	7.8	5.0	5.7	3.9	5.0	5.4	3.7	4.3	3.3
Don't know	3.5	8.5	3.8	3.2	2.6	3.6	3.4	5.1	7.3	3.1	2.8	2.9	4.2	1.9	1.6	2.1	—
TOP 2 BOX (4, 5)	72.9	62.2	69.4	73.8	78.0	69.7	74.1	69.6	65.0	69.3	72.1	76.0	70.2	76.9	81.2	83.0	85.2
BOT 2 BOX (1, 2)	11.3	12.2	12.5	11.2	9.4	12.1	11.0	8.9	12.1	13.4	11.1	10.8	11.8	10.8	7.9	10.6	13.1
AVERAGE	4.0	3.9	3.9	4.0	4.1	3.9	4.0	4.0	3.9	3.9	3.9	4.1	3.9	4.0	4.2	4.2	4.3
Frequency																	
(5) Totally agree	747	30	189	383	145	176	571	27	75	81	163	401	492	100	94	23	38
(4) Somewhat agree	705	21	190	366	128	215	490	28	59	100	168	350	514	100	61	16	14
(3) Nor agree, nor disagree	247	14	78	120	35	82	165	13	32	37	64	101	199	27	18	2	1
(2) Somewhat disagree	129	6	30	70	23	40	89	5	9	22	25	68	98	14	8	3	6
(1) Totally disagree	96	4	38	44	10	28	68	2	16	13	26	39	71	14	7	2	2
Don't know	69	7	21	32	9	20	49	4	15	8	13	29	60	5	3	1	—
TOP 2 BOX (4, 5)	1452	51	379	749	273	391	1061	55	134	181	331	751	1006	200	155	39	52
BOT 2 BOX (1, 2)	225	10	68	114	33	68	157	7	25	35	51	107	169	28	15	5	8
Unweighted Base	1993	82	546	1015	350	561	1432	79	206	261	459	988	1434	260	191	47	61

Notes

Z-test = Significant Level 95% - Examined Columns BCDE, FG, HIJKL, MNOPQ.

Rank: PO=Police Officer / SGT=Sergeant / 2ND LT=2ND Lieutenant / 1ST LT=1ST Lieutenant / EXO=Executive Officer.

Q56. How much do you agree that the PR Police publish reliable general statistics from Puerto Rico on all types of crimes such as homicides, hate crimes, domestic violence, sexual assault, etc.?

FPM PRPB SURVEY

Table 56.2

Level of Agreement that the PR Police Publishes Reliable General Statistics of Puerto Rico On All Types of Crimes

	TOTAL	POLICE AREA													
	San Juan	Arecibo	Ponce	Humacao	Mayagüez	Caguas	Bayamón	Carolina	Guayama	Aguadilla	Utuaado	Fajardo	Aibonito	Head-quarters	
Percentage (%)															
Z-test	(R)	(S)	(T)	(U)	(V)	(W)	(X)	(Y)	(Z)	(a)	(b)	(c)	(d)	(e)	
(5) Totally agree	37.5	37.7	34.5	32.3	38.0	39.9	33.8	38.5	33.8	38.1	33.8	50.0	41.3	42.4	40.7
(4) Somewhat agree	35.4	36.1	33.1	37.8	33.3	34.3	33.1	35.6	36.6	44.0	34.5	33.3	32.0	45.5	30.9
(3) Nor agree, nor disagree	12.4	10.5	15.2	12.9	11.1	10.5	17.3	14.1	9.9	10.7	15.1	9.1	10.7	6.1	13.8
(2) Somewhat disagree	6.5	6.3	9.7	6.9	5.6	5.6	5.3	5.9	8.5	1.2	10.1	3.0	5.3	4.0	7.3
(1) Totally disagree	4.8	5.2	4.8	6.0	6.5	6.3	6.0	3.9	4.2	4.8	4.3	3.0	4.0	2.0	4.5
Don't know	3.5	4.2	2.8	4.1	5.6	3.5	4.5	2.0	7.0	1.2	2.2	1.5	6.7	—	2.8
TOP 2 BOX (4, 5)	72.9	73.8	67.6	70.0	71.3	74.1	66.9	74.1	70.4	82.1	68.3	83.3	73.3	87.9	71.5
BOT 2 BOX (1, 2)	11.3	11.5	14.5	12.9	12.0	11.9	11.3	9.8	12.7	6.0	14.4	6.1	9.3	6.1	11.8
AVERAGE	4.0	4.0	3.9	3.9	4.0	4.0	3.9	4.0	3.9	4.1	3.9	4.3	4.1	4.2	4.0
Frequency															
(5) Totally agree	747	72	50	70	41	57	45	79	48	32	47	33	31	42	100
(4) Somewhat agree	705	69	48	82	36	49	44	73	52	37	48	22	24	45	76
(3) Nor agree, nor disagree	247	20	22	28	12	15	23	29	14	9	21	6	8	6	34
(2) Somewhat disagree	129	12	14	15	6	8	7	12	12	1	14	2	4	4	18
(1) Totally disagree	96	10	7	13	7	9	8	8	6	4	6	2	3	2	11
Don't know	69	8	4	9	6	5	6	4	10	1	3	1	5	—	7
TOP 2 BOX (4, 5)	1452	141	98	152	77	106	89	152	100	69	95	55	55	87	176
BOT 2 BOX (1, 2)	225	22	21	28	13	17	15	20	18	5	20	4	7	6	29
Unweighted Base	1993	191	145	217	108	143	133	205	142	84	139	66	75	99	246

Notes

Z-test = Significant Level 95% - Examined Columns RSTUVWXYZabcde.

** Significantly higher than > 5 police areas.

Q56. How much do you agree that the PR Police publish reliable general statistics from Puerto Rico on all types of crimes such as homicides, hate crimes, domestic violence, sexual assault, etc.?

APPENDIX B

QUESTIONNAIRE

Dear member of the Puerto Rico Police Bureau,

We are Ipsos Puerto Rico, an independent company specializing in market and public opinion research.

We are conducting a study for the Puerto Rico Police Monitor Office.

The purpose of this survey is to find out the opinion of members of the police on a series of issues that are highly relevant to the Police Reform. Your input is valuable to the Office of the Police Monitor.

It is important that you answer freely. All responses will be tabulated as a group, not individually, and will be kept absolutely confidential by Ipsos Puerto Rico. Only the total results of the study will be made public.

Thank you very much for your cooperation with the study!

SCREENER

F.1 Would you like to participate?

Yes1 **[CONTINUE]** No2 **[TERMINATE AND THANK]**

F2. In which of the following age groups are you in?

24 years or less	1
25 to 34 years	2
35 to 44 years	3
45 to 54 years	4
55 to 59 years	5
60 to 62 years	6

F3. Gender

Female	1	Male	2	Non Binary	3
--------	---	------	---	------------	---

F4. How many years have you served in the Puerto Rico Police Bureau?

0 to 4 years	1
From 5 to 9 years	2
From 10 to 14 years	3
From 15 to 19 years	4
From 20 tp 24 years	5
From 25 +	6

F5. If you serve in a particular police area, do you reside in the same police area where you serve?

Yes	1
No	2

INTERNAL VARIABLE: Rank_COD	Police officer	1
[PROGR: REGISTRAR LOS DATOS DEL RANGO DE LA LISTA DE EMPLEADOS]	Sergeant	2
	Second Lieutenant	3
	First Lieutenant	4
	Captain	5
	Inspector	6
	Commandant	7
	Lieutenant colonel	8
	Colonel	9

INTERNAL VARIABLE: Area_COD	San Juan	1
[PROGR: REGISTRAR LOS DATOS DEL ÁREA DE LA LISTA DE EMPLEADOS]	Arecibo	2
	Ponce	3
	Humacao	4
	Mayagüez	5
	Caguas	6
	Bayamón	7
	Carolina	8
	Guayama	9
	Aguadilla	10
	Utua	11
	Fajardo	12
	Aibonito	13
	Cuartel General	14
	Fortaleza	15

KNOWLEDGE ABOUT POLICE REFORM

Q1. Do you know or have you been informed about the Reform that the PR Police is carrying out to protect the civil rights of citizens, its purpose and what its implementation consists of?

I know a lot	5
I know something	4
I've heard, but I know almost nothing	3
I've heard but I don't know anything	2
I have never heard of	1

[PROG: SHOW Q2 IF IN Q1 IT IS EQUAL TO COD 3,4,5]

Q2. How much do you agree that the PR Police Reform is achieving the protection of citizens' civil rights?

Totally agree	5
Somewhat agree	4
Neither agree nor disagree	3
Somewhat disagree	2
Strongly disagree	1

Q3. Does the PR Police keep its members informed about the process and achievements of the Reform?

Yes	1
No	2

Q4. And, does the PR Police keep citizens informed about the process and achievements of the Reform?

Yes	1
No	2

I. PROFESSIONALISM

Q5. How much do you agree that the members of the PR Police act respectfully when they intervene with citizens?

Totally agree	5
Somewhat agree	4
Neither agree nor disagree	3
Somewhat disagree	2
Strongly disagree	1

Q6. And do you find that supervisors communicate with their subordinates in a professional manner?

Yes	1
No	2

Q7. Does the PR Police receive adequate technical training and supervision to promote ethical behavior?

Yes	1
No	2

Q8. Do officers have adequate mechanisms to report unethical behavior within the PR Police?

Yes	1
No	2

Q9. How much do you agree that the promotion processes are transparent, equitable, and fair?

Totally agree	5
Somewhat agree	4
Neither agree nor disagree	3
Somewhat disagree	2
Strongly disagree	1

II. USE OF FORCE

Q10. How much do you agree that the PR Police has trained its members with modern techniques necessary to prevent the excessive use of force when intervening with citizens?

Totally agree	5
Somewhat agree	4
Neither agree nor disagree	3
Somewhat disagree	2
Strongly disagree	1

Q11. Do you consider that members of the Police respect and protect the right to free expression of citizens when responding to a demonstration such as: strikes, marches, etc.?

Yes	1
No	2

Q12. Which of the following alternatives best describes the resources you have to protect the right to free expression of citizens during a demonstration or situation of conglomeration of people?

I have received training, but I do not have the right equipment	1
I have not received training, but I have the right equipment	2
I have received the training and I have the right equipment	3
I have not received training, nor do I have the proper equipment	4

Q13. Have the members of the PR Police received effective training to intervene appropriately with citizens who have mental health problems?

Yes	1
No	2

III. SEARCHES AND SEIZURES

Q14. Do the members of the PR Police explain in a clear and respectful way the reasons when they intervene with a citizen?

Yes	1
No	2

Q15. How often do members of the PR Police have justified reasons when they make arrests, searches or raids on any citizen or property, or make seizures based on probable cause as established by law?

Always	5
Most of the time	4
Sometimes	3
Almost never	2
Never	1

Q16. How would you describe the treatment provided by the members of the PR Police to the citizens during the interventions?

Very appropriate	4
Somewhat appropriate	3
Somewhat inappropriate	2
Very inappropriate	1

Q17. Does a field supervisor comply with the regulations to respond to the scene of an arrest when required?

Yes	1
No	2

Q18. Is it a practice in the PR Police that a supervisor verifies that those arrested do not have injuries, and if they do, make sure that they receive adequate medical attention?

Yes	1
No	2

IV. EQUAL PROTECTION AND NON-DISCRIMINATION

Q19. Do you think that the PR Police has representation from different ethnic groups or sectors of society in Puerto Rico?

Yes	1
No	2

Q20. How much do you agree that supervisors treat all members of the PR Police in the same way without any type of discrimination such as; gender, origin, ethnicity, sexual orientation, nationality, ideology or political affiliation, etc.?

Totally agree	5
Somewhat agree	4
Neither agree nor disagree	3
Somewhat disagree	2
Strongly disagree	1
Don't Know	6

Q21. And, how much do you agree that the members of the PR Police do not discriminate against citizens when providing protection services?

Totally agree	5
Somewhat agree	4
Neither agree nor disagree	3
Somewhat disagree	2
Strongly disagree	1

Q22. How much do you agree that the PR Police identifies and solves Hate Crimes in a timely and adequate manner?

Totally agree	5
Somewhat agree	4
Neither agree nor disagree	3
Somewhat disagree	2
Strongly disagree	1

Q23. How much do you agree that the PR Police effectively handles cases of Domestic Violence and Sexual Assault?

Totally agree	5
Somewhat agree	4
Neither agree nor disagree	3
Somewhat disagree	2
Strongly disagree	1

Q24. According to your perception, do you consider that the members of the PR Police treat victims of Domestic Violence and Sexual Assault appropriately?

Yes	1
No	2

Q25. Regarding the specific group of Transgender or transsexuals of the LGBTIQ+ community, how much do you agree that the members of the PR Police have been oriented with specific guidelines and norms to interact or intervene appropriately with transgender or transsexual people?

Totally agree	5
Somewhat agree	4
Neither agree nor disagree	3
Somewhat disagree	2
Strongly disagree	1
Don't answer	6

Q26. And, how much do you agree that the conduct of the PR Police members is reasonable towards the arrested citizens?

Totally agree	5
Somewhat agree	4
Neither agree nor disagree	3
Somewhat disagree	2
Strongly disagree	1

V. RECRUITMENT, SELECTION AND HIRING

Q27. According to your perception, do you consider that the PR Police has the conditions and benefits to hire qualified people to be members of the police force?

Yes	1
No	2

Q28. Does the PR Police recruit candidates with the ideal characteristics to promote the philosophy of the community police and the protection of civil rights?

Yes	1
No	2

Q29. Do you consider that the PR Police has an effective and attractive promotional campaign to draw the attention of various sectors of the community for the recruitment of new members?

Yes	1
No	2

Q30. And, do you consider that the Puerto Rico Police Bureau has the incentives, conditions, and initiatives necessary to retain its human talent?

Yes	1
No	2

VI. POLICIES AND PROCEDURES

Q31. How much do you agree that the PR Police has well-defined policies, protocols, and procedural manuals that contain in detail the functions and obligations of each unit/operational division of the police?

Totally agree	5
Somewhat agree	4
Neither agree nor disagree	3
Somewhat disagree	2
Strongly disagree	1

Q32. Do those responsible for developing the policies of the PR Police take into consideration the opinion and suggestions of the members of the police force?

Yes	1
No	2

Q33. Does the PR Police provide sufficient training and resources to collect, analyze and disseminate data that are useful to officers and supervisors in their daily operations and decision making?

Yes	1
No	2

VII. TRAININGS

Q34. Do you consider that the PR Police provides sufficient training each year to the members of the police force so that they can carry out their functions in an up-to-date, professional manner, and within the framework of their authority?

Yes	1
No	2

Q35. Do you think that the members of the PR Police are trained to offer services to people with disabilities (deaf, blind, mobility, etc.)?

Yes	1
No	2

Q36. How much do you agree that the instructors who provide training to members of the PR Police use appropriate methods to promote their learning and training?

Totally agree	5
Somewhat agree	4
Neither agree nor disagree	3
Somewhat disagree	2
Strongly disagree	1
Don't Know	6

Q37. Has the PR Police provided adequate training to implement the policies or regulations that govern interventions with foreigners or non-citizens?

Yes	1
No	2

Q38. Which of the following alternatives best describes the resources that the PR Police has provided you so that you can carry out your work effectively?

I have received the necessary training, but I do not have the appropriate equipment	1
I have not received the necessary training, but I have the appropriate equipment	2
I have received the necessary training and have the appropriate equipment	3
I have not received the necessary training, nor do I have the appropriate equipment	4

VIII. SUPERVISION AND MANAGEMENT

Q39. According to your perception, do you consider that the PR Police has an efficient system in which supervisors can identify, early, inappropriate behavior of police members?

Yes	1
No	2

Q40. How much do you agree that the PR Police has the necessary number of qualified supervisors?

Totally agree	5
Somewhat agree	4
Neither agree nor disagree	3
Somewhat disagree	2
Strongly disagree	1

Q41. How objective do you consider the system for evaluating the work and performance of police officers to be?

Totally objective	5
Very objective	4
Objective	3
Not too objective	2
Nothing objective	1

[PROG: SHOW Q36 IF VARIABLE_AREA_COD IS EQUAL TO COD 1 TO 13]

Q42. How much do you agree that the Area Commander [PROG: SHOW AREA VARIABLE] demonstrates effective leadership to achieve the goals of the PR Police Bureau?

Totally agree	5
Somewhat agree	4
Neither agree nor disagree	3
Somewhat disagree	2
Strongly disagree	1

[PROG: SHOW Q36 IF VARIABLE_AREA_COD IS EQUAL TO COD 14,15]

Q43. How much do you agree that your Unit Director demonstrates effective leadership to achieve the goals of the PR Police Bureau?

Totally agree	5
Somewhat agree	4
Neither agree nor disagree	3
Somewhat disagree	2
Strongly disagree	1

Q44. Do you consider that the Superintendent / Commissioner is directing the PR Police towards a community police that protects civil rights?

Yes	1
No	2

IX. ADMINISTRATIVE COMPLAINTS

Q45. Does the PR Police investigate the complaints filed against any member of the police for improper conduct in an objective and complete manner?

Yes	1
No	2

Q46. How much do you agree that the PR Police consistently applies the corresponding disciplinary measures to members of the police with sustained complaints for having committed a misdemeanor?

Totally agree	5
Somewhat agree	4
Neither agree nor disagree	3
Somewhat disagree	2
Strongly disagree	1

Q47. How much do you agree that the PR Police has confidential and accessible mechanisms to file complaints for improper conduct by any member of the police?

Totally agree	5
Somewhat agree	4
Neither agree nor disagree	3
Somewhat disagree	2
Strongly disagree	1

Q48. How much do you agree that the PR Police protects police personnel who file a complaint against another member of the police force against reprisals?

Totally agree	5
Somewhat agree	4
Neither agree nor disagree	3
Somewhat disagree	2
Strongly disagree	1

Q49. Do you think that the PR Police takes appropriate measures when it identifies cases of corruption

Yes	1
No	2
Don't know	3

X. COMMUNITY INTERACTIONS AND PUBLIC INFORMATION

Q50. According to your perception, how much do you agree that the PR Police knows the needs and concerns of the community?

Totally agree	5
Somewhat agree	4
Neither agree nor disagree	3
Somewhat disagree	2
Strongly disagree	1
Don't Know	6

Q51. How much do you agree that the Community Police promotes the participation of communities in solving problems and fighting crime?

Totally agree	5
Somewhat agree	4
Neither agree nor disagree	3
Somewhat disagree	2
Strongly disagree	1

Q52. How much do you agree that the PR Police has trained its members to work and fight crime together with the communities?

Totally agree	5
Somewhat agree	4
Neither agree nor disagree	3
Somewhat disagree	2
Strongly disagree	1

Q53. What is the level of respect that the communities have towards the members of the PR Police?

A lot of respect	4
Some respect	3
Little respect	2
No respect at all	1

Q54. Comparing the treatment that the PR Police provides to different groups or specific sectors of society, how much do you agree that members of the police treat the homeless population in Puerto Rico well?

Totally agree	5
Somewhat agree	4
Neither agree nor disagree	3
Somewhat disagree	2
Strongly disagree	1

XI. INFORMATION SYSTEMS AND TECHNOLOGY

Q55. Do you consider that the PR Police provide enough training to police members to train them in the efficient and proper use of information systems?

Yes	1
No	2

Q56. How much do you agree that the PR Police publish reliable general statistics from Puerto Rico on all types of crimes such as homicides, hate crimes, domestic violence, sexual assault, etc.?

Totally agree	5
Somewhat agree	4
Neither agree nor disagree	3
Somewhat disagree	2
Strongly disagree	1
Don't Know	6

Q57. How much do you agree that the technology used by members of the Puerto Rico Police allows them to perform their work effectively and efficiently?

Totally agree	5
Somewhat agree	4
Neither agree nor disagree	3
Somewhat disagree	2
Strongly disagree	1
Don't Know	6

Q58. Are body cameras currently used as part of their equipment?

Yes	1
No	2

Q59. Has the Puerto Rico Police provided training on how to use body cameras?

Yes	1
No	2

Q60. How much do you agree that body cameras help in the job function of members of the Puerto Rico Police?

Totally agree	5
Somewhat agree	4
Neither agree nor disagree	3
Somewhat disagree	2
Strongly disagree	1
Don't Know	6

[PROG: IN D3B AUTOMATICALLY REGISTER THE REGION TO WHICH THE MUNICIPALITY REGISTERED IN D3A BELONGS. DO NOT SHOW INTERVIEWEE]

D3A. Region

San Juan Metro Area	1	North	2	South	3	East	4	West	5
---------------------	---	-------	---	-------	---	------	---	------	---

D4. To which ethnic group do you belong?

Hispanic or Latino	1
predominantly white	2
Predominantly Black	3
predominantly asian	4
other ethnic group	5

D5. What is your place of birth?

Puerto Rico	1
Dominican Republic	2
Cuba	3
Mexico	4
Haiti	5
United States	6
Another Country of the Caribbean Islands	7
Country of Central America	8
Country of South America	9
Other Country in Europe, Asia or Africa	10